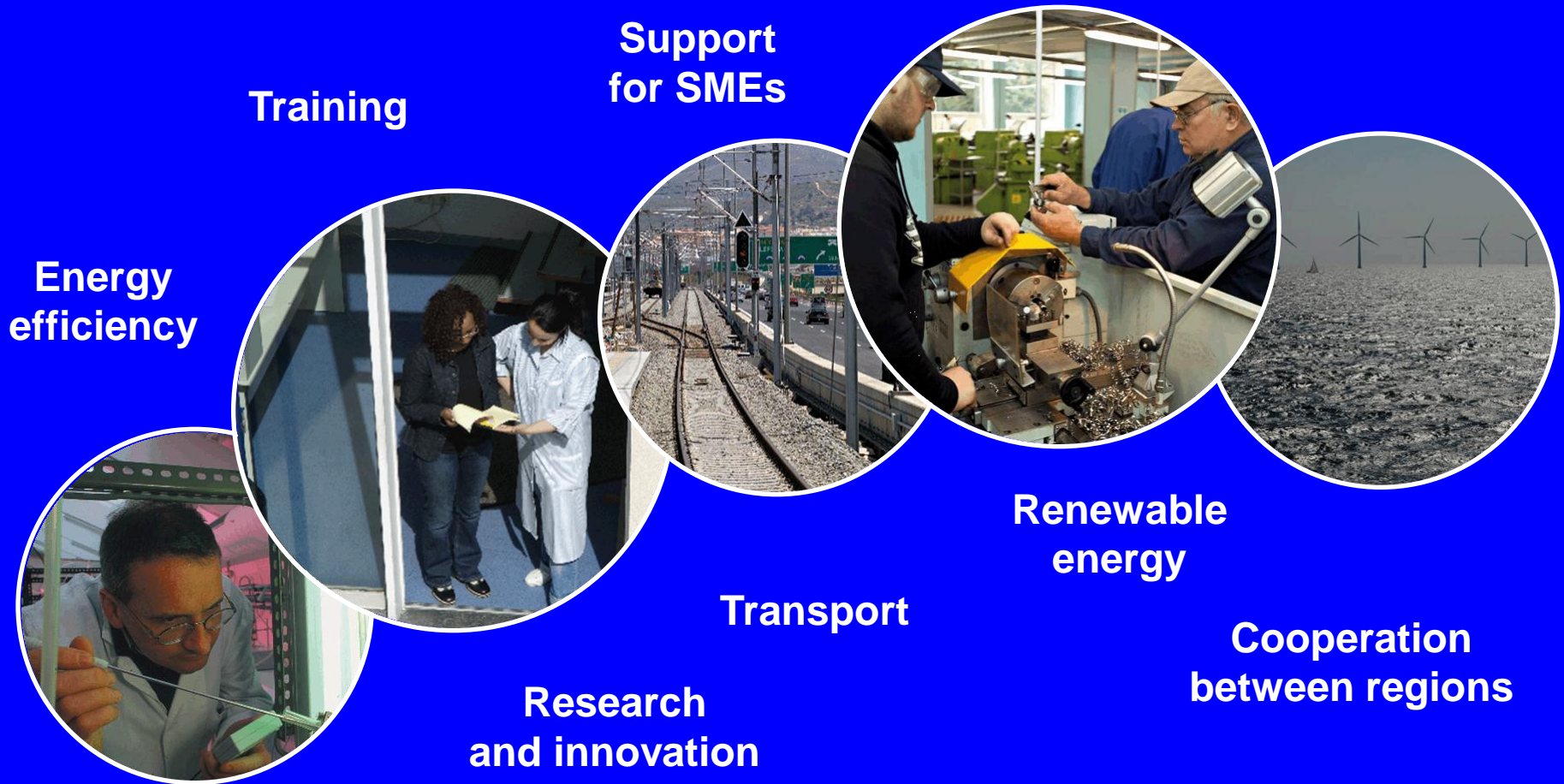




# EU Cohesion Policy 2014 – 2020

Proposals from the  
European Commission

# EU Cohesion Policy invests in ...



# Results of EU Cohesion Policy

(figures from 2000-2006 period)



8400 km of rail built or improved



5100 km of road built or improved



Access to clean drinking water for 20 million more people



Training for 10 million people each year



Over 1 million jobs created



GDP/capita up 5 % in newer Member States

# Objectives for 2014-2020

- **Deliver the Europe 2020 strategy objectives of smart, sustainable and inclusive growth**
- **Focus on results**
- **Maximise the impact of EU funding**

# Legal architecture for 2014-2020

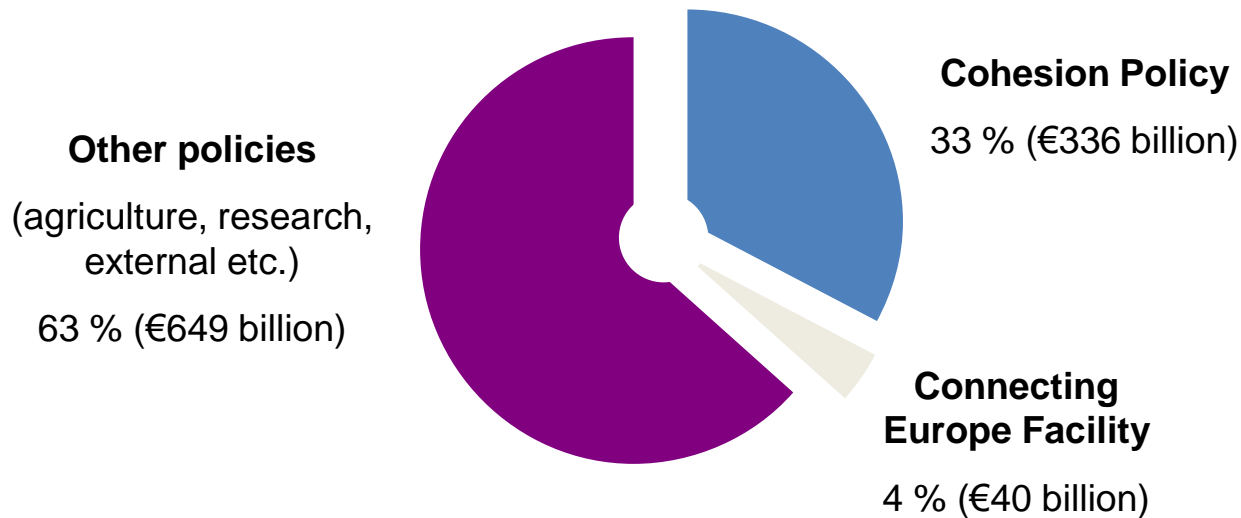
- 1st part: Common Provisions Regulation:
  - **Cohesion policy:**
    - European Regional Development Fund (ERDF),
    - European Social Fund (ESF),
    - Cohesion Fund (CF)
  - European **Agricultural** Fund for **Rural Development** (EAFRD)
  - European **Maritime** and **Fisheries** Fund (EMFF)
- 2nd part: Specific provisions for the cohesion policy:
  - **ERDF**
  - **ESF**
  - **CF**
  - **European Territorial Cooperation (ETC)** – first time
  - **European Grouping for Territorial Cooperation (EGTC)** – first time

# Objectives of the cohesion policy

- Investment for growth and jobs (ERDF, ESF, FC)
- European Territorial Cooperation (ERDF)

# Proposed EU budget 2014-2020

“Ambitious but realistic” proposals issued by the Commission in June 2011 for the Multiannual Financial Framework (MFF) 2014-2020



# A menu of thematic objectives

- Research & innovation
- Information and communication technologies (ICT)
- Competitiveness of Small and Medium-sized Enterprises (SMEs)
- Shift towards a low-carbon economy
- Climate change adaptation & risk prevention and management
- Environmental protection & resource efficiency
- Sustainable transport & removing bottlenecks in key network infrastructures
- Employment & supporting labour mobility
- Social inclusion & combating poverty
- Education, skills & lifelong learning
- Institutional capacity building & efficient public administrations



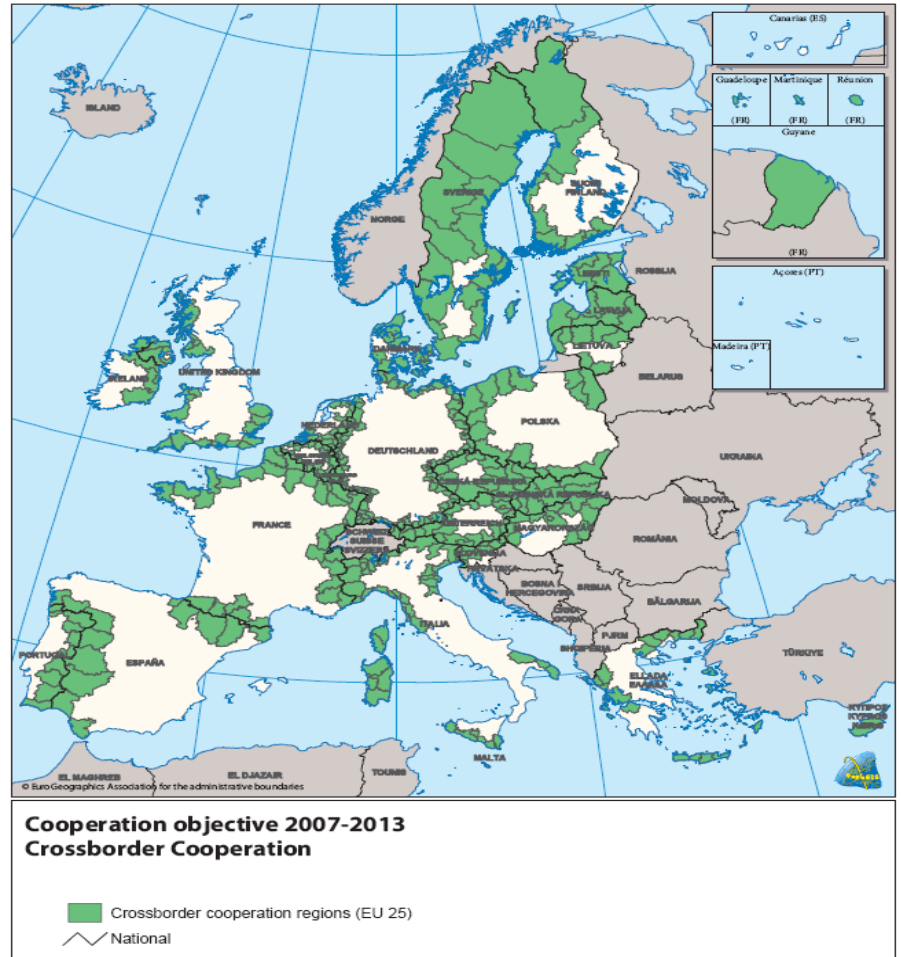
# Financial allocation for territorial cooperation

- History:
  - Interreg I 1999-93: 1 billion € - only cross-border
  - Interreg II 1994-99: 3,6 billion € - cross-border + transnational (since 1997)
  - Interreg III 2000-06: 5,8 billion € - cross-border + transnational + interregional
  - European Territorial Cooperation: 8,7 billion € for three strands
- Future (on the basis of compromise of 27.06.2013) – 8,9 billion €:
  - Cross-border: 74,05% (6,5 billion€) for 56 or 58 programmes
  - Transnational: 20,36% (1,8 billion €) for 14 programmes
  - Interregional: 05,59% (0,5 billion €) for 4 programmes

# Cross-border cooperation

**Eligible zones: NUTS III  
(province) + maritime borders  
(>150km)**

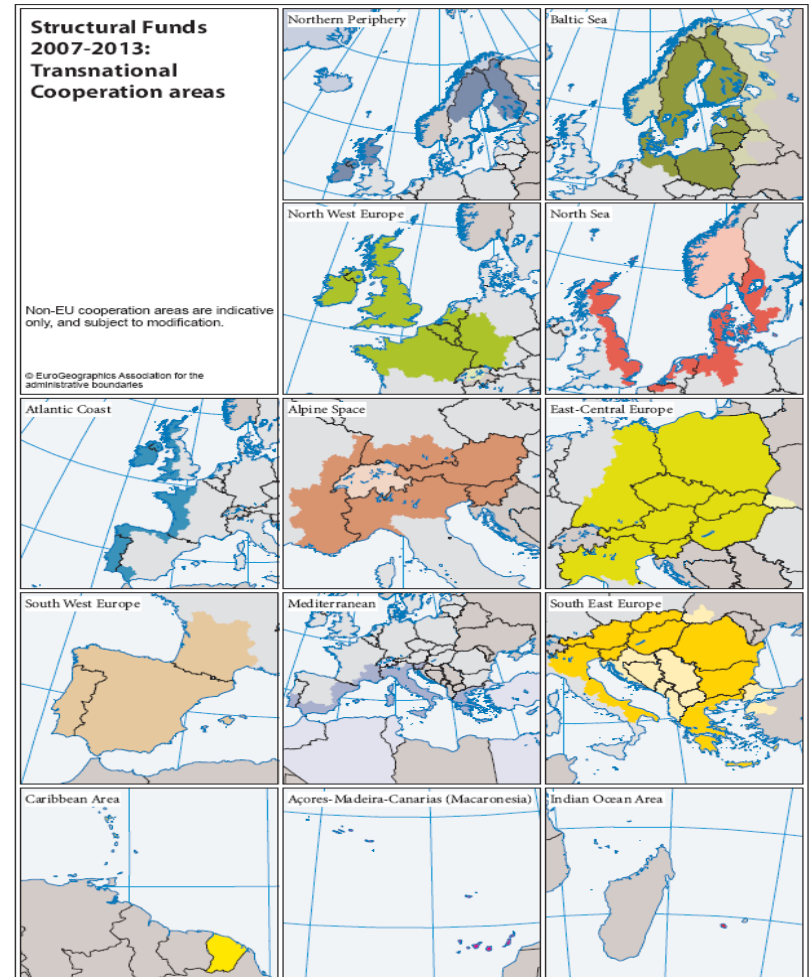
**Objective: to solve local problems**



# Transnational cooperation

**Eligible zones: NUTS II  
(regions)**

**Objective: strategic project for  
a bigger region, importance of  
the macro-regional strategies**



# Where can I find further information?

**[www.inforegio.europa.eu](http://www.inforegio.europa.eu)**

**Follow @EU\_Regional on Twitter**