

# Ivory Coast

## Main Indicators

Indicator	Source	IMF (World Economic Outlook)	unit	2015	2016	2017	2018	2019
Population			Millions of inhabitants	24	24	25	26	26
GDP			Billions of euros	30	32	34	36	40
GDP per capita			Euros	1,259	1,311	1,352	1,423	1,511
Real GDP growth			%	8.8	8.0	7.7	7.4	7.5
Inflation rate			%	1.2	0.7	0.7	0.4	1.0
Current account balance			% of GDP	-0.6	-1.2	-2.7	-4.7	-3.8

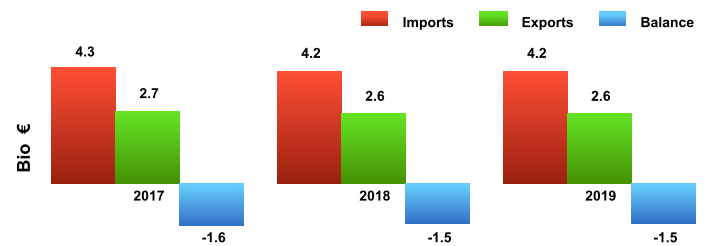
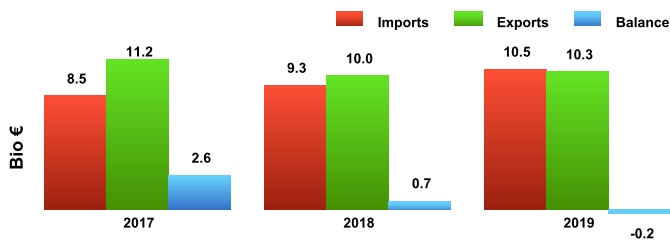
## Trade in goods

Ivory Coast with World

Source IMF

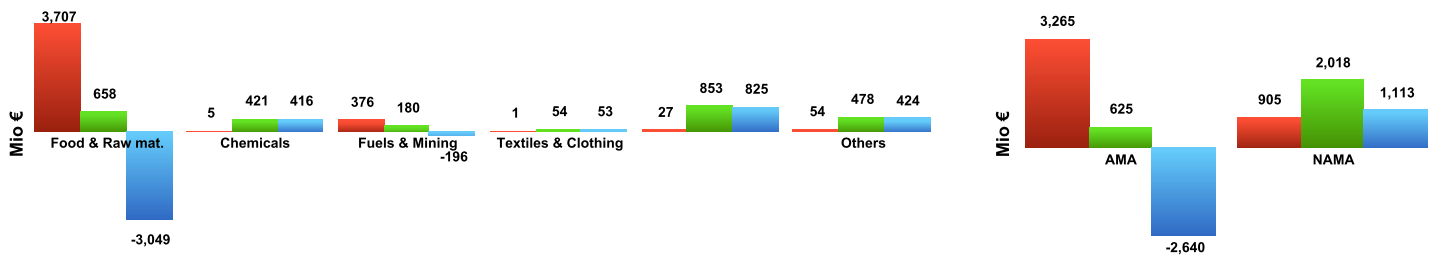
EU27 with Ivory Coast

Source Eurostat



EU27 Merchandise trade with Ivory Coast by product (2019) - SITC (UN) & AMA/NAMA (WTO)

Source Eurostat



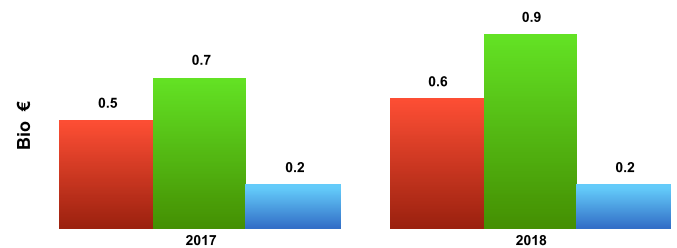
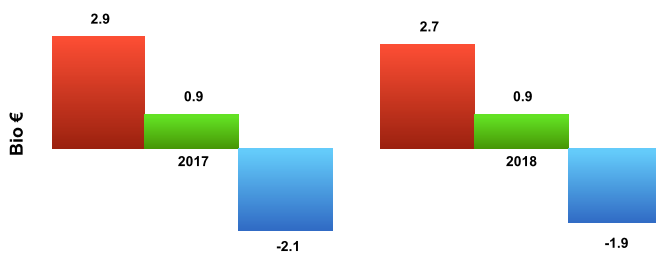
## Trade in services

Ivory Coast with World

Source World Trade Organization

EU27 with Ivory Coast

Source Eurostat



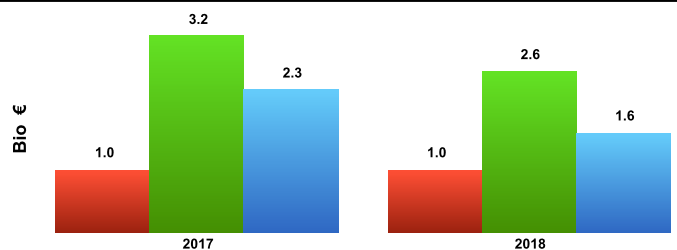
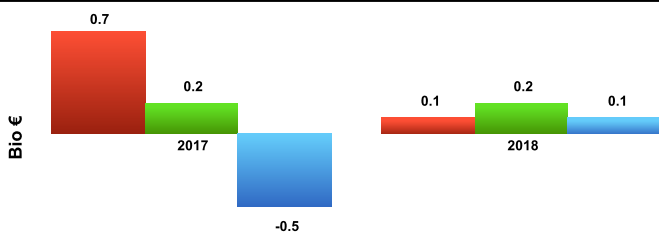
## Foreign Direct Investment

EU27 FDI Flows with Ivory Coast

Source Eurostat

EU27 FDI Stocks with Ivory Coast

Source Eurostat



### Ivory Coast Merchandise trade with World

indicator	unit	2015	2016	2017	2018	2019	Annual average growth
imports	Billions of euros	8.6	7.6	8.5	9.3	10.5	5.1
exports	Billions of euros	10.7	9.6	11.2	10.0	10.3	-1.0
balance	Billions of euros	2.1	2.0	2.6	0.7	-0.2	

### EU27 Merchandise trade with Ivory Coast

indicator	unit	2015	2016	2017	2018	2019	Annual average growth
imports	Billions of euros	4.0	4.2	4.3	4.2	4.2	1.1
exports	Billions of euros	2.5	2.3	2.7	2.6	2.6	1.4
balance	Billions of euros	-1.5	-1.9	-1.6	-1.5	-1.5	

### EU27 Merchandise trade with Ivory Coast by product - SITC (UN, WTO/ITS) & AMA/NAMA (WTO) breakdowns

indicator	unit	2015	2016	2017	2018	2019	Annual average growth
-----------	------	------	------	------	------	------	-----------------------

#### Agricultural Products (AMA/WTO)

imports	Millions of euros	3,051	3,391	3,275	3,125	3,265	1.7
exports	Millions of euros	524	523	553	562	625	4.5
balance	Millions of euros	-2,527	-2,869	-2,723	-2,563	-2,640	

#### Non-Agricultural Products (NAMA/WTO)

imports	Millions of euros	939	840	1,040	1,026	905	-0.9
exports	Millions of euros	1,978	1,811	2,164	2,064	2,018	0.5
balance	Millions of euros	1,039	971	1,124	1,039	1,113	

#### Food and raw materials

imports	Millions of euros	3,466	3,784	3,817	3,588	3,707	1.7
exports	Millions of euros	584	567	586	596	658	3.0
balance	Millions of euros	-2,883	-3,217	-3,231	-2,991	-3,049	

#### Fuels and mining

imports	Millions of euros	448	362	438	498	376	-4.3
exports	Millions of euros	68	65	174	196	180	27.6
balance	Millions of euros	-380	-297	-264	-302	-196	

#### Chemicals

imports	Millions of euros	3	8	5	4	5	9.9
exports	Millions of euros	400	444	485	412	421	1.3
balance	Millions of euros	397	436	480	408	416	

#### Machinery and transport equipment

imports	Millions of euros	12	5	4	4	27	23.7
exports	Millions of euros	805	750	927	885	853	1.5
balance	Millions of euros	793	745	923	881	825	

#### Textiles and clothing

imports	Millions of euros	0	0	0	0	1	31.3
exports	Millions of euros	42	46	51	52	54	6.4
balance	Millions of euros	42	46	51	52	53	

#### Others

imports	Millions of euros	60	71	51	58	54	-2.8
exports	Millions of euros	604	461	493	485	478	-5.7
balance	Millions of euros	543	390	443	428	424	

### Ivory Coast Trade in services with World

indicator	unit	2015	2016	2017	2018	2019	Annual average growth
imports	Billions of euros	2.5	2.6	2.9	2.7		3.0
exports	Billions of euros	0.7	0.8	0.9	0.9		7.9
balance	Billions of euros	-1.8	-1.8	-2.1	-1.9		

### EU27 Trade in services with Ivory Coast

indicator	unit	2015	2016	2017	2018	2019	Annual average growth
imports	Billions of euros	0.7	0.6	0.5	0.6		-2.6
exports	Billions of euros	0.7	0.7	0.7	0.9		5.5
balance	Billions of euros	0.1	0.1	0.2	0.2		

### EU27 Foreign direct investment with Ivory Coast

indicator	unit	2015	2016	2017	2018	2019	Annual average growth
stocks: inward	Billions of euros	-0.2	0.2	1.0	1.0		
stocks: outward	Billions of euros	3.8	3.7	3.2	2.6		-12.0
stocks: balance	Billions of euros	4.0	3.6	2.3	1.6		
flows: in	Billions of euros	-0.2	-0.1	0.7	0.1		
flows: out	Billions of euros	0.7	-0.0	0.2	0.2		-41.0
flows: balance	Billions of euros	1.0	0.0	-0.5	0.1		