



Heard and McDonald Islands


Main Indicators

Indicator	Source	IMF (World Economic Outlook)	unit	2021	2022	2023	2024	2025
Population			Millions of inhabitants					
GDP			billion EUR					
GDP per capita			EUR					
Real GDP growth			%					
Inflation rate			%					
Current account balance			% of GDP					


Trade in goods



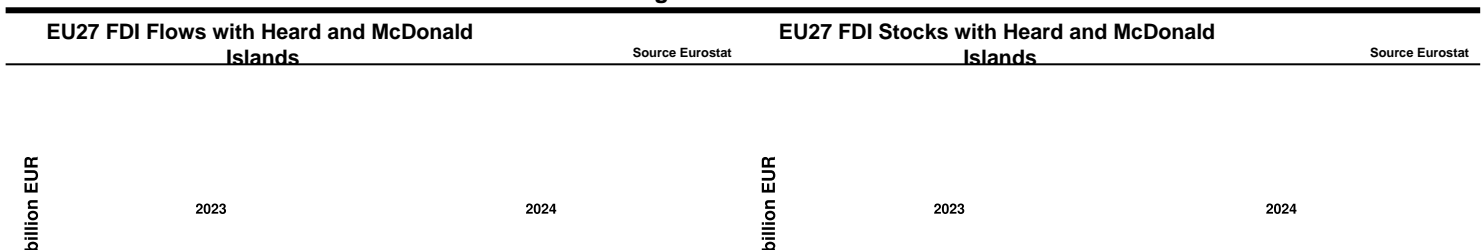
EU27 Merchandise trade with Heard and McDonald Islands by product (2025) - SITC (UN) & AMA/NAMA (WTO)



Trade in services



Foreign Direct Investment



Heard and McDonald Islands Merchandise trade with World

indicator	unit	2021	2022	2023	2024	2025	Annual average growth
-----------	------	------	------	------	------	------	-----------------------

EU27 Merchandise trade with Heard and McDonald Islands

indicator	unit	2021	2022	2023	2024	2025	Annual average growth
imports	billion EUR	0.0	0.0	0.0	0.0	0.0	32.4
exports	billion EUR	0.0	0.0	0.0	0.0	0.0	-32.7
balance	billion EUR	0.0	0.0	0.0	0.0	-0.0	

EU27 Merchandise trade with Heard and McDonald Islands by product - SITC (UN, WTO/ITS) & AMA/NAMA (WTO) breakdowns

indicator	unit	2021	2022	2023	2024	2025	Annual average growth
-----------	------	------	------	------	------	------	-----------------------

Agricultural Products (AMA/WTO)

Non-Agricultural Products (NAMA/WTO)

imports	million EUR	0	0	0	0	0	32.6
exports	million EUR	0	0	0	0	0	-19.8
balance	million EUR	0	0	0	0	-0	

Food and raw materials

Fuels and mining

Chemicals

Machinery and transport equipment

imports	million EUR	0	0	0	0	0	-31.1
exports	million EUR	0	0	0	0	0	-19.8
balance	million EUR	0	0	-0	0	0	

Textiles and clothing

imports	million EUR	0	0	0	0	0	62.5
exports	million EUR	0	0	0	0	0	
balance	million EUR	-0	-0	0	-0	-0	

Others

imports	million EUR	0	0	0	0	0	-21.2
exports	million EUR	0	0	0	0	0	
balance	million EUR	-0	0	-0	-0	-0	

Heard and McDonald Islands Trade in services with World

indicator	unit	2021	2022	2023	2024	2025	Annual average growth
-----------	------	------	------	------	------	------	-----------------------

EU27 Trade in services with Heard and McDonald Islands

indicator	unit	2021	2022	2023	2024	2025	Annual average growth
imports	billion EUR	0.0	0.0	0.0	0.0		
exports	billion EUR	0.0	0.0	0.0	0.0		
balance	billion EUR	0.0	0.0	0.0	0.0		

EU27 Foreign direct investment with Heard and McDonald Islands

indicator	unit	2021	2022	2023	2024	2025	Annual average growth
stocks: inward	billion EUR	0.0	0.0	0.0	0.0		
stocks: outward	billion EUR	0.0	0.0	0.0	0.0		0.0
stocks: balance	billion EUR	0.0	0.0	0.0	0.0		
flows: in	billion EUR	0.0	0.0	0.0	0.0		
flows: out	billion EUR	0.0	-0.0	0.0	0.0		
flows: balance	billion EUR	0.0	-0.0	0.0	0.0		