



ARDÁN BEARTAIS SLÁINTE AN AONTAIS EORPAIGH

Treoracha don úsáideoir

1	Próiseas clárúcháin	3
	a) Do chuntas EU Login a chruthú	3
	b) Tá mé cláraithe cheana féin (ar EU Login)	4
2	'Mo phróifíl'	7
	a) Na míreanna atá postáilte agat.....	7
	b) Mo phróifíl a chur in eagar.....	7
	c) Liosta de do chuid líonraí	8
	d) Do chuid imeachtaí.....	8
	e) Do chuid sonraí liostála	8
	f) Iarratais rochtana a bhainistiú	8
3	Rochtain a iarraidh ar Líonraí srianta.....	9
4	Eolas a phostáil i líonra	12
	a) Mír nuachta a chruthú	12
	b) Imeachtaí a phostáil.....	14
	c) Pobalbhreith a phostáil	15
5	Doiciméid a chomhroinnt i leabharlann líonra	19
	a) Doiciméad a phostáil i leabharlann líonra	19
	b) Doiciméid a bhogadh nó a scriosadh	19
	c) Bulc-uaslódáil	20

d)	Bulc-íoslódáil	20
e)	An ghné ‘doiciméad oibre’ a úsáid	20
f)	(Le haghaidh modhnóirí amháin) Fillteán a chruthú nó a roghú	23
g)	(Le haghaidh modhnóirí amháin) Mír nuachta nó imeacht a dhúbláil	23
6	(Le haghaidh mhodhnóirí amháin) Eolas maidir le do líonra a mhodhnú	24
7	Bí ar an eolas: bosca na bhfógraí, na nuashonruithe is déanaí maidir le líonraí agus nuachtlitir HPP dhá uair sa tseachtain	26
a)	Bosca na bhFógraí	26
b)	Líonra um an nuacht is déanaí	26
c)	An nuachtlitir dhá uair sa tseachtain	27
8	Córas na bhFógra	28

1 Próiseas clárúcháin

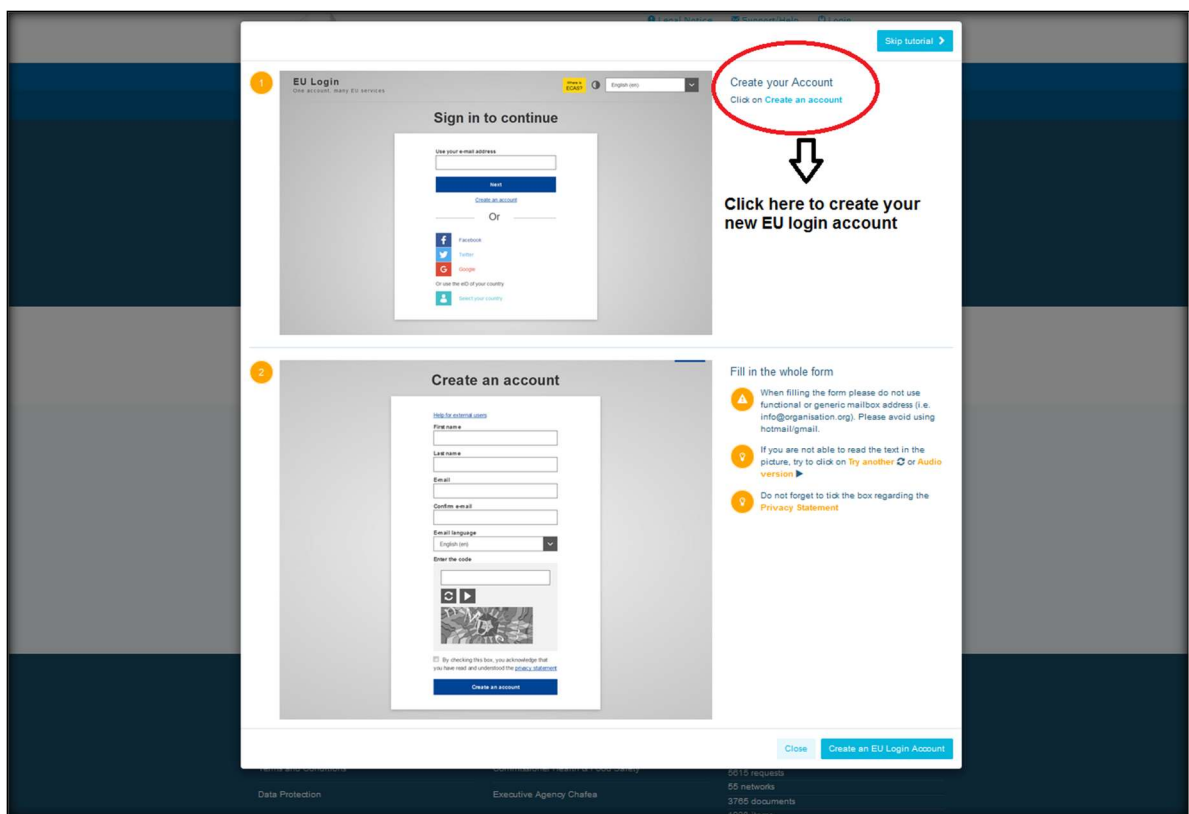
a) Do chuntas EU Login a chruthú

Chun clárú ar Ardán Beartais Sláinte an Aontais Eorpaigh, ní mór duit cuntas EU Login a chruthú (ar a dtugtaí: ECAS). Chun é sin a dhéanamh, téigh chuig leathanach baile [Ardán Beartais Sláinte an Aontais](https://webgate.ec.europa.eu/hpf/), <https://webgate.ec.europa.eu/hpf/>, agus cliceáil ar 'Not registered yet' ['Níl mé cláraithe go fóill'].

Má tá cuntas EU Login agat cheana, cliceáil ar 'Already registered' ['Tá mé cláraithe cheana féin'] nó ar 'Login' ['Logáil isteach'] agus lean an chéim **'Tá mé cláraithe cheana féin (ar EU Login)'** thíos.



Tar éis duit cliceáil ar 'Not registered yet' déanfar thú a atreorú chuig an leathanach mar a léirítear thíos, áit a mbeidh an rogha agat 'Create an account' ['Cuntas a chruthú']. Lión isteach an fhoirm. Gheobhaidh tú ríomhphost ansin ina mbeidh tuilleadh treoracha maidir le conas do phasfhocal EU Login a chruthú.




Nuair a bheidh cuntas EU Login agat, téigh ar ais chuig príomhleathanach [Ardán Beartais Sláinte an Aontais](#) agus lean na treoracha faoi '1(b) Tá mé cláraithe cheana féin'.

b) Tá mé cláraithe cheana féin (ar EU Login)

Tar éis duit cliceáil ar '**Already registered**', déanfar ceann amháin de na gníomhartha seo a leanas:

- a) Déanfar thú a atreorú chuig tairseach Sheirbhís Fíordheimhniúcháin an Choimisiúin Eorpaigh 'EU LOGIN' (logáil isteach trí d'ainm úsáideora agus do phasfhocal EU Login a úsáid, ar a dtugtaí ECAS roimhe) agus déanfar thú a atreorú ansin chuig foirm chlárúcháin Ardán Beartais Sláinte an Aontais;
- b) Déanfar thú a threorú go díreach chuig foirm chlárúcháin Ardán Beartais Sláinte an Aontais;
- c) Mura ndéantar tú a atreorú chuig foirm chlárúcháin Ardán Beartais Sláinte an Aontais, cliceáil ar an táb 'My profile' ['Mo phróifíl'] mar a léirítear sa seat scáileáin thíos agus líon isteach an fhoirm chlárúcháin. Ná déan dearmad scrolláil síos chun d'iarratas clárúcháin a chur isteach.



Líon isteach foirm chlárúcháin Ardán Beartais Sláinte an Aontais ar bhealach sothuigthe, le do thoil. Tabharfar rochtain duit ar Líonra Agora agus ar Líonraí Oscailte Ardán Beartais Sláinte an Aontais ach an fhoirm seo a líonadh isteach. Tabhair do d’aire nach mór do chomhaltaí an Ardáin ionadaíocht a dhéanamh ar eagraíocht ag a bhfuil **ríomhphost aonair atá i bhfeidhm** – ní ghlacfar le boscaí ríomhphoist feidhmiúla san Ardán.

Ina theannta sin, ba cheart d’úsáideoirí a dhéanann ionadaíocht ar eagraíocht a **huimhir chlárúcháin i gClár Trédhearcachta an Aontais** a chur ar fáil ina bpróifíl, agus **ní mór dóibh ionadaíocht dhíreach eisiach a dhéanamh ar a leasanna féin**. Ní mór d’eagraíochtaí nach bhfuil cláraithe clárú i [gClár Trédhearcachta an Aontais](#).

Tá na heintitis seo a leanas díolmhaithe ó chlárú i gClár Trédhearcachta an Aontais:

- Eagraíochtaí rialtasacha sláinte poiblí
- Institiúidí Eorpacha (seo liosta na n-[institiúidí Eorpacha lena mbaineann](#))
- Eagraíochtaí luathoideachais, bunscoileanna agus meánscoileanna
- Ollscoileanna agus institiúidí taighde poiblí



User EU HPP (euhealthpolicyplatform@gmail.com)

I am a member state representative

About your organisation

Organisation name *

Sector *

Type *

Country *

EU Transparency Register Number *

You can register in the Transparency Register [here](#) . If you are a governmental organisation please write n/a.

Mission of your organisation *

Website

Picture

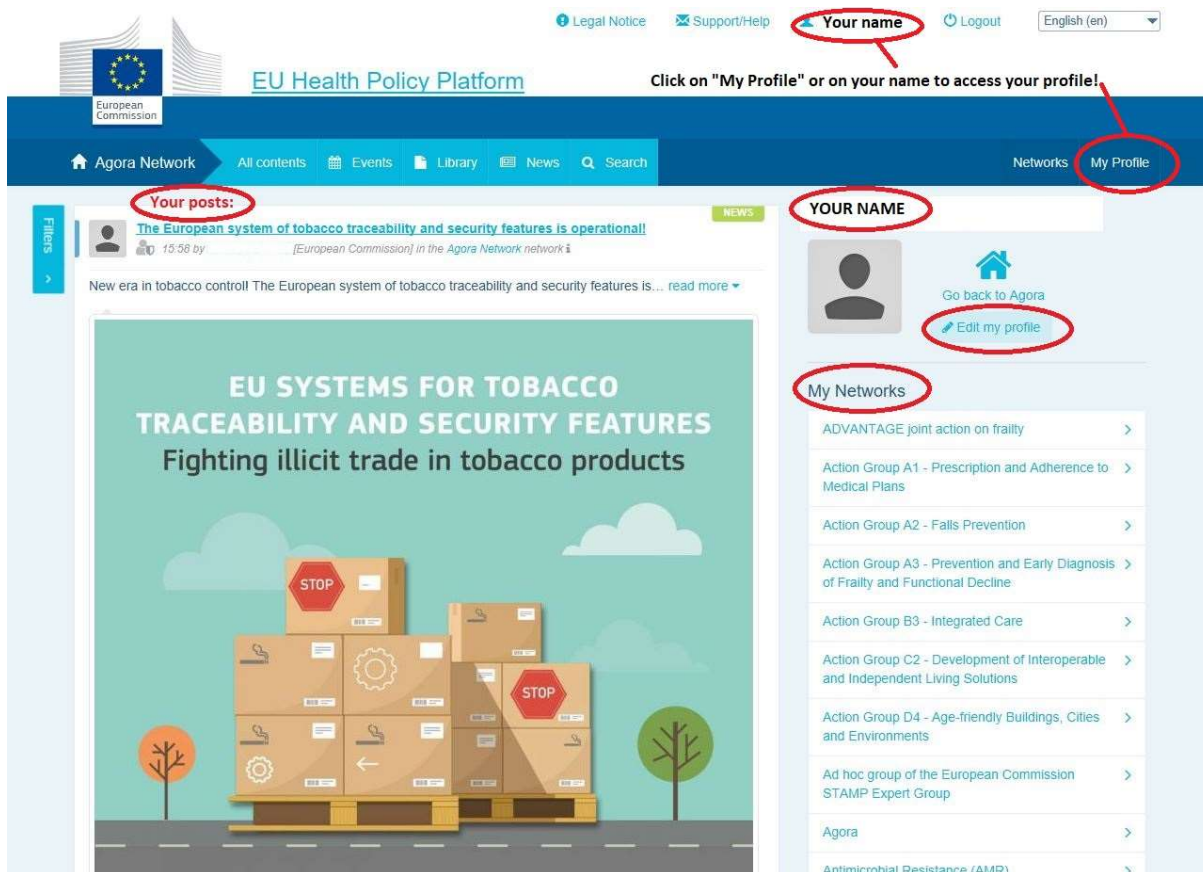
Contact

About me

2 'Mo phróifíl'

Chun teacht ar do phróifíl cliceáil ar an táb 'My Profile' ['Mo phróifíl'].

I do phróifíl, gheobhaidh tú an méid seo a leanas:



a) Na míreanna atá postáilte agat

Taispeántar do phostálacha go léir san fhotha nuachta ar an táb 'My Profile'. Leis an bhfotha nuachta, tá sé níos éasca súil a choinneáil ar na nótaí tráchta agus ar na moltaí a thugtar do d'fhoilseachán. Is féidir leat do chuid postálacha a chur in eagar ansin chomh maith.

b) Mo phróifíl a chur in eagar

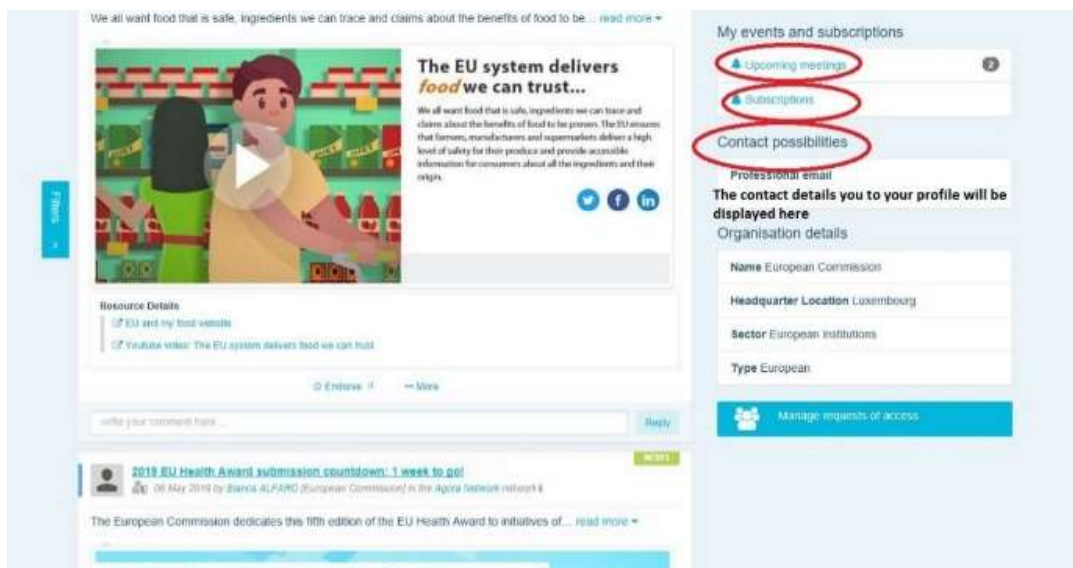
Leis an gcnaipe sin, is féidir leat do ghrianghraf, d'eagraíocht, do chur síos agus do shonraí teagmhála a chur in eagar. Is féidir leat seoladh ríomhphoist, Skype nó suíomh gréasáin a chur leis agus beidh sé le feiceáil sa rannán 'contact details' ['sonraí teagmhála'] i do phróifíl.

c) Liosta de do chuid líonraí

In 'My profile' gheobhaidh tú liosta de na líonraí ina bhfuil tú páirteach, ina measc sin Líonra Agora, na líonraí oscailte ar an Ardán, agus aon líonra srianta ar a bhfuil rochtain agat.

d) Do chuid imeachtaí

Nuair a chliceálann tú ar 'Upcoming meetings' ['Cruinnithe atá ag teacht aníos'] feicfidh tú liosta de na himeachtaí atá ag teacht aníos, is é sin imeachtaí ar tugadh cuireadh duit freastal orthu.



e) Do chuid sonraí liostála

In 'My profile' is féidir leat teacht ar na foilseacháin uile ar liostáil tú leo ar fud an Ardáin. Is féidir liostáil le foilseachán ar bith ach cliceáil ar an gcnaipe 'Follow' ['Líostáil'] thíos faoin bhfoilseachán sin, agus beidh sé le feiceáil i do leathanach liostálacha.

f) Iarratais rochtana a bhainistiú

In 'My profile' is féidir leat teacht ar na hiarratais go léir atá seolta agat chuig líonraí srianta éagsúla ar an Ardán agus stádas na n-iarratas sin.

Faoin rannán seo is féidir le modhnóirí teacht ar na hiarratais rochtana a fuarthas ina líonraí chomh maith.

3 Rochtain a iarraidh ar Líonraí srianta

Tá sé chineál líonra ar an Ardán:

1. **Líonra Agora:** is é seo an príomhlíonra agus an chéad scagaire clárúcháin den Ardán. Is spás é chun idirghníomhú a dhéanamh i measc páirtithe leasmhara sláinte agus leis an gCoimisiún Eorpach. Moltar do gach úsáideoir nuacht agus imeachtaí a phostáil, doiciméid a bhaineann lena ngníomhaíochtaí anseo san áireamh.
2. **Líonraí téamacha:** is líonraí oscailte bliantúla iad ar a bhfuil rochtain ag gach úsáideoir atá cláraithe i líonra Agora chun éascú a dhéanamh ar dhréachtú ráiteas comhpháirteach maidir le saincheisteanna sláinte roghnaithe.
3. **Líonraí malartaithe:** tá rochtain orthu ag gach úsáideoir atá cláraithe ar an Ardán chun dea-chleachtais a mhalartú, ábhar oiliúna a chomhroinnt, agus úsáideoirí a spreagadh chun idirghníomhú lena chéile.
4. **Líonraí an Choimisiúin agus na mBallstát:** is líonraí srianta iad nach bhfuil rochtain orthu ach ag comhaltaí ceaptha. Is ionadaí freagrach arna cheapadh ag an gCoimisiún agus ag na Ballstáit a dhéanann obair leantach i leith na ngrúpaí sin, agus cinntíonn sé an mhodhnóireacht orthu.
5. **Líonraí páirtithe leasmhara:** is líonraí srianta iad chun eolas agus faisnéis a chomhroinnt maidir le réimse sláinte ar leith. Cruthaítear iad mar fhreagairt ar iarratas díreach ó chomhaltaí páirtithe leasmhara ar líonra Agora chuig foireann Ardán Beartais Sláinte an Aontais ach ríomhphost a sheoladh chuig sante-hpp@ec.europa.eu. Féadfaidh úsáideoirí agus eagraíochtaí atá ábhartha maidir le hábhar líonra páirtithe leasmhara áirithe rochtain a iarraidh. Déanfaidh na modhnóirí páirtithe leasmhara ceaptha rialú ar na hiarratais ar rochtain de réir a gcritéar bunaithe féin; dá bhrí sin, ní ráthaítear le hiarratas do rochtain ar an gcineál sin líonra.

6. **Líonra do mhodhnóirí amháin:** is do mhodhnóirí líonraí éagsúla an Ardáin atá an líonra sin, agus dóibh amháin.

Nuair a thabharfar rochtain duit ar an Ardán Beartais Sláinte, beidh tú in ann páirt a ghlacadh i ngach ceann de na trí chineál líonraí oscailte: líonra Agora, na líonraí téamacha agus na líonraí malartaithe.



Chun rochtain a iarraidh ar **líonra faoi stiúir an Choimisiúin agus na mBallstát** nó ar **líonra páirtithe leasmhara**, déan cuardach eochairfhocal tríd an rogha 'Filter networks' ['Líonraí a scagadh'] mar a léirítear thíos:



Agus cliceáil ar '**Request access**' ['Rochtain a iarraidh'] sa Líonra a bhfuil spéis agat ann. Is modhnóirí ceaptha a rialaíonn na hiarratais ar rochtain ar na líonraí sin, agus dá bhrí sin ní ráthaítear le hiarratas do rochtain ar an gcineál seo líonraí.

Dá mba mhian leat na líonraí ina bhfuil tú páirteach a thaispeáint, agus na líonraí sin amháin, cliceáil ar 'My networks only' ['Mo chuid líonraí amháin'] nó cliceáil ar an táb 'My profile'.

The screenshot shows the 'EU Health Policy Platform Networks' interface. At the top, there is a navigation bar with 'Home', 'About the platform', 'EU Health Award', 'Networks' (circled in red), and 'My Profile'. Below the navigation bar, the main content area is divided into several sections. On the left, under 'Display your network', there is a section titled 'Access a Network' with a checkbox labeled 'My networks only' (circled in red). To the right of this checkbox is a search bar labeled 'Filter networks' (circled in red) and a 'Filter' button. Below this is a section for 'Agora' with a banner image and a 'Participate >' button. On the right side, there is a section titled 'EU Health Policy Platform Networks' with a list of network types: 'Agora', 'Thematic Networks', 'Exchange Networks', 'Stakeholder Networks' (with a lock icon), and 'Commission and Member State led Networks' (with a lock icon). At the bottom right, there is a blue button labeled 'Manage requests of access' with a group of people icon.

4 Eolas a phostáil i líonra

a) Mír nuachta a chruthú

Chun mír nuachta a scríobh agus a phostáil in aon cheann de na líonraí ina bhfuil tú páirteach, cliceáil ar **'Participate'** ['Rannpháirt a ghlacadh'] sa líonra/sna líonraí ar a bhfuil rochtain agat agus cliceáil ar **'Gach ábhar'** sa bharr roghchláir ar bharr an scáileáin.

Legal Notice Support/Help Logout English (en)

EU Health Policy Platform

Agora Network All contents Events Library News Search Networks My Profile

LATEST NEWS [Show all news >](#)

Vote now to select the Thematic Networks of 2020! Deadline: 6 November 2019
All members of the Agora Network are invited to take part in this poll!
Every year, the EU Health... [read more](#)

EU system of tobacco traceability infosheet
Information sheet for economic operators active in the distribution chain - EU system of tobacco traceability.

4 files have been uploaded in the folder "Final Joint Statements 2019"

UPCOMING EVENTS [Show all events >](#)

UEHP workshop on Risk Management, Brussels - 22nd January 2020
(Brussels)
The European Union of Private Hospitals is organising a WORKSHOP ON RISK MANAGEMENT, in close... [read more](#)

Does your research impact society responsibly? (Design your sustainable multi-stakeholder initiative using MULTI-ACT)
(Fondation Universitaire, Rue d'Égmont 11, 1000 Brussels)
The EU-funded MULTI-ACT project, which began in May 2018, aims to increase the impact of health... [read more](#)

SFP Policy Conference 2019: Tobacco Taxation for a Healthier Europe, 15 November (09:30 - 16:00)
(The Office, Rue d'Arlon 80, 1040 Bruxelles)
The Smoke Free Partnership will hold its annual policy conference on 15 November 2019 in Brussels, ... [read more](#)

PAST EVENTS [Show all events >](#)

Aim
Common network open to all registered users. In this network, you can discuss health issues, share... [read more](#)

Announcements

EU Health Policy Platform annual meeting & Thematic Networks & Live Webinars
Follow and use #EUHPP on social media!
<https://twitter.com/hashtag/EUHPP>
<https://www.facebook.com/hashtag/euhpp>

EU HPP ANNUAL MEETING 17 October 2019
- Check recording of the meeting, the conference flash report, the Award Ceremony pictures and more!
<https://webgate.ec.europa.eu/hp/Item/Item/22069>

Cliceáil ar **'Write your publication here'** ['Scríobh do mhír anseo'].

Legal Notice Support/Help Logout English (en)

EU Health Policy Platform

Click here to write your first publication

Agora Network All contents Events Library News Search Networks My Profile

Write your publication here

Vote now to select the Thematic Networks of 2020! Deadline: 6 November 2019
30 September 2019 by Inesviated Blanca ALFARO [European Commission] in the Agora Network network 1
All members of the Agora Network are invited to take part in this poll!
Every year, the EU Health... [read more](#)

EU system of tobacco traceability infosheet
05 November 2019 by Abigail MORENO GINES [European Commission] in the Agora Network network

Information sheet for economic operators active in the distribution chain - EU system of tobacco traceability.

EU SYSTEM OF TOBACCO TRACEABILITY
REPORTING OF PRODUCT MOVEMENTS WITHIN THE DISTRIBUTION CHAIN

AGGREGATION	DISPATCH	TRANS-LOADING	ARRIVAL	DISAGGREGATION
MESSAGE 3.3 (SFP) relates to all tobacco-related activities at all levels below the... REMEMBER To send this message no later than 24 hours after the aggregation event has taken place. To send this message no later than 24 hours after the aggregation event has taken place. To send this message no later than 24 hours after the aggregation event has taken place.	MESSAGE 3.5 (SFP) is necessary for the management to locally leave the facility. REMEMBER To send this message no later than 24 hours after the event that the message is intended to report. To send this message no later than 24 hours after the event that the message is intended to report.	MESSAGE 3.5 (SFP) is necessary for the management to locally change the means of transport, e.g. from truck A to truck B, or between different and arrival. REMEMBER To send this message no later than 24 hours after the event that the message is intended to report. To send this message no later than 24 hours after the event that the message is intended to report.	MESSAGE 3.6 (SFP) is necessary for the management to locally enter the distribution facility (except for the retail outlets). REMEMBER To send this message no later than 24 hours after the event that the message is intended to report. To send this message no later than 24 hours after the event that the message is intended to report.	MESSAGE 3.8 (SFP) is necessary whenever a self-generated bill may be re-used for another aggregation. REMEMBER To send this message no later than 24 hours after the event that the message is intended to report. To send this message no later than 24 hours after the event that the message is intended to report.

Resource Details
Infosheet

Endorse 0 More

Aim
Common network open to all registered users. In this network, you can discuss health issues, share... [read more](#)

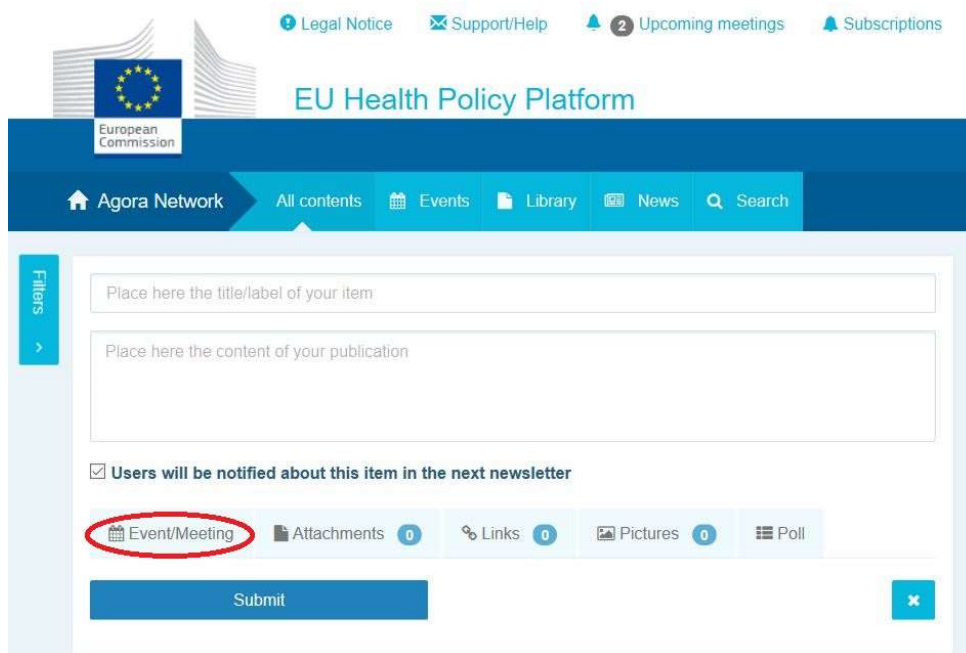
Announcements

EU Health Policy Platform annual meeting & Thematic Networks & Live Webinars
Follow and use #EUHPP on social media!
<https://twitter.com/hashtag/EUHPP>
<https://www.facebook.com/hashtag/euhpp>

EU HPP ANNUAL MEETING 17 October 2019
- Check recording of the meeting, the conference flash report, the Award Ceremony pictures and more!
<https://webgate.ec.europa.eu/hp/Item/Item/22069>

Beidh uirlis eagarthóireachta anuas ann lena bhféadfaidh tú cur síos a dhéanamh ar aon eolas is rogha leat agus é a chomhroinnt, agus féadfaidh tú **naisc, doiciméid agus pictiúr amháin** a chur leis. Má chuireann tú dáta leis, ní chomhroinnfear an foilseachán ach amháin mar imeacht, seachas mar mhír nuachta (agus cuirfear le féilire an líonra é). Nuair a bheidh tú réidh, cliceáil ar ‘Submit’ [‘Mír a chur isteach’] agus beidh do mhír le feiceáil ar fhotha nuachta an líonra.

Tabhair do d’aire go bhféadfaidh tú do mhír a athrú agus a chur isteach arís ag am ar bith.



The screenshot shows the 'EU Health Policy Platform' submission interface. At the top, there are navigation links for 'Legal Notice', 'Support/Help', 'Upcoming meetings' (with a notification bell icon), and 'Subscriptions'. The main header includes the European Commission logo and the platform name. Below this is a navigation bar with 'Agora Network', 'All contents', 'Events', 'Library', 'News', and 'Search'. The main form area has a 'Filters' sidebar on the left. The form itself contains two text input fields: 'Place here the title/label of your item' and 'Place here the content of your publication'. Below these is a checkbox labeled 'Users will be notified about this item in the next newsletter'. At the bottom of the form, there are several media options: 'Event/Meeting' (highlighted with a red circle), 'Attachments' (with a '0' count), 'Links' (with a '0' count), 'Pictures' (with a '0' count), and 'Poll'. A blue 'Submit' button is located at the bottom right of the form area.

Tabhair do d’aire nach féidir na naisc i gcorp do phostála a chliceáil. Dá bhrí sin, cuir gach nasc sa táb ‘Links’ [‘Naisc’], le do thoil:

Home About the Platform EU Health Award Networks My Profile

Posted in Agora Network as a **News**

Title *
Place here the title/label of your item

Text *
Place here the content of your publication

Users will be notified about this item in the next newsletter

Event/Meeting
 Attachments 0
 Links 0
 Pictures 0
 Poll

Click on the tabs above to edit details

Submit Cancel

Ver 2.2.0

b) Imeachtaí a phostáil

Chun imeacht a phostáil:

Cliceáil ar an táb ‘Events’ [‘Imeachtaí’] ar an mbarra roghchláir agus roghnaigh an dáta trí chliceáil ar an lá is rogha leat san fhéilire. Féadfaidh tú imeacht a chruthú freisin trí dháta a chur le mír nuachta atá á cruthú agat.

Legal Notice Support/Help Logout English (en)

European Commission

EU Health Policy Platform

Agora Network All contents **Events** Library News Search Networks My Profile

Posted in Agora Network as a **EVENT** **1. Click on a date in the calendar or add a date to a news item to create an event**

Place here the title/label of your item

Place here the content of your publication

Users will be notified about this item in the next newsletter **2. Fill in the title, description, time, date and location of your event**

Event/Meeting
 Attachments 0
 Links 0
 Pictures 0
 Poll

You can specify here events or meeting details.

From 12-11-2019 To 12-11-2019 All day

Event location

Meeting invitation type **3. Select your meeting invitation type**

- None
- Choose members
- All network members

Submit

Ver 1.8.7

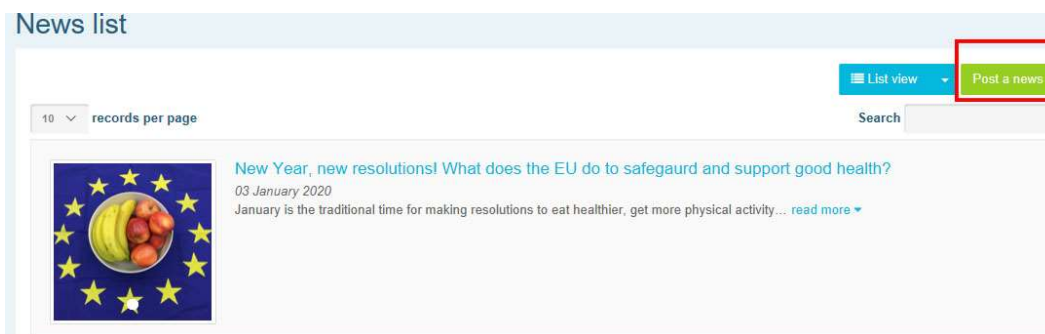
Líon isteach teideal, cur síos, dáta, am agus áit don imeachta.

Cliceáil ar ‘Meeting invitation type’ [‘Cineál cuiridh cruinnithe’] chun na húsáideoirí ar mian leat cuireadh a thabhairt dóibh chuig an imeacht a roghnú. Roghnaigh ‘None’ [‘Gan aon cuireadh a sheoladh’] chun imeacht a fhoilsiú i bhféilire do líonra. Roghnaigh ‘Restricted’ [‘Srianta’] chun úsáideoirí líonra ar leith ar mian leat cuireadh a thabhairt dóibh a roghnú sa táb ‘Meeting attendance’ [‘Freastal cruinnithe’], cliceáil ar ‘Network’ [‘Líonra’] chun cuireadh a thabhairt don líonra ar fad go dtí an t-imeacht. Gheobhaidh úsáideoirí fógra sa rannán ‘Upcoming events’ ar bharr an leathanaigh nuair a thabharfar cuireadh dóibh chuig imeacht.

c) Pobalbhreith a phostáil

Chun pobalbhreith a phostáil i do líonra:

Cliceáil ar ‘Write your publication here’ mar a léirítear thuas, nó ar ‘Post a news’ [‘Déan mír nuachta a phostáil’] mar a léirítear thíos:



Cliceáil ar an gcnaipe ‘Poll’ [‘Pobalbhreith’] mar a léirítear thíos:

Posted in Agora Network as a **News**

Place here the title/label of your item

Place here the content of your publication

Users will be notified about this item in the next newsletter

Click on the tabs above to edit details

Ver 1.8.8

Líon isteach na réimsí mar seo a leanas:

- a. Tabhair teideal ar do phobalbhreith
- b. Déan cur síos uirthi mar chorp do phobalbhreithe

Event/Meeting Attachments 0 Links 0 Pictures 0 **Poll**

Attach a poll to your publication so that other members of the network can vote.

Poll choices list

Options

Poll title (if different from the publication one)

Poll type

Single choice poll

End date to vote (if any)

Show results policy

Always show the results

Scríobh liosta roghanna agus cliceáil ar ‘Add choice’ [‘Rogha a chur leis’]. Beidh struchtúr do roghanna pobalbhreithe le feiceáil mar seo a leanas:

Poll choices list

healthy	<input type="button" value="Delete"/>
public	<input type="button" value="Delete"/>
private	<input type="button" value="Delete"/>

Clliceáil ar ‘Poll type’ [‘Cineál pobalbhreithe’] chun an rogha ‘single choice’ [‘rogha aonair’]

Options ▾

Poll title (if different from the publication one)

Poll type

Single choice poll
Multiple choice poll

End date to vote (if any)

Show results policy

Always show the results ▾

nó ‘multiple choice’ [‘ilrogha’] a roghnú.

Roghnaigh dáta deiridh do phobalbhreithe. Tabhair do d’aire nach féidir é a athrú nuair a fhoilseofar é.

Attach a poll to your publication so that other members of the network can vote.

Poll choices list

Add choice

Options ▾

Poll title (if different from the publication one)

Poll type

Single choice poll ▾

End date to vote (if any)

January 2020							13:00
Sun	Mon	Tue	Wed	Thu	Fri	Sat	
29	30	31	1	2	3	4	13:05
5	6	7	8	9	10	11	13:10
12	13	14	15	16	17	18	13:15
19	20	21	22	23	24	25	13:20
26	27	28	29	30	31	1	13:25

Ver 1.8.8

Roghnaigh infheictheacht thorthaí do phobalbhreithe.

Event/Meeting Attachments 0 Links 0 Pictures 0 Poll

Attach a poll to your publication so that other members of the network can vote.

Poll choices list

Add choice

Options ▾

Poll title (if different from the publication one)

Poll type

Single choice poll ▾

End date to vote (if any)

Show results policy

Always show the results
At the end of the vote (if no end date set, equivalent to 'Always')
After the user voted

Agus an méid sin curtha i gcrích agat, is féidir leat do phobalbhreith a fhoilsiú i do líonra trí **chliceáil ar ‘Submit’ [‘Cur isteach’]**:

Users will be notified about this item in the next newsletter

Event/Meeting Attachments 0 Links 0 Pictures 0 Poll

Attach a poll to your publication so that other members of the network can vote.

Poll choices list

Add choice

Options ▾

Poll title (if different from the publication one)

Poll type

Single choice poll ▾

End date to vote (if any)

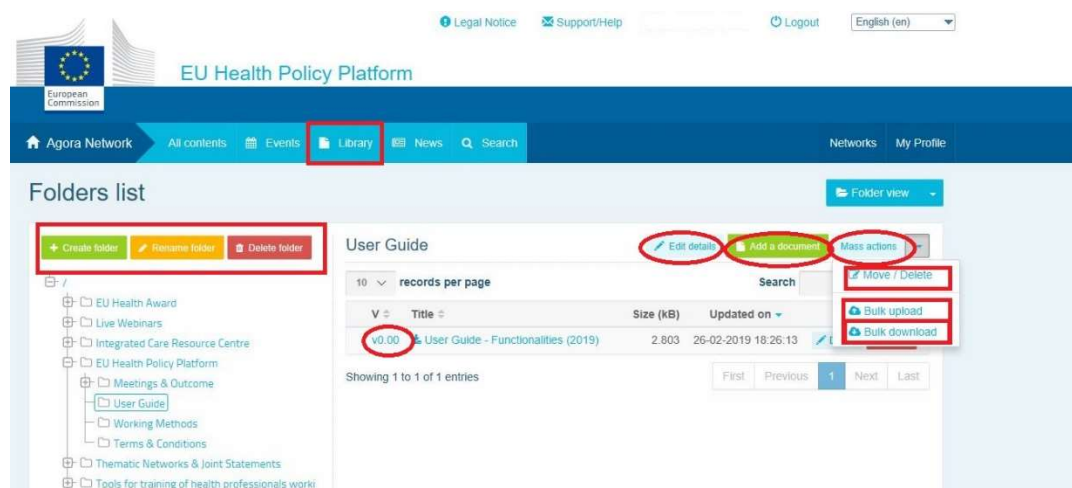
Show results policy

Always show the results ▾

5 Doiciméid a chomhroinnt i leabharlann líonra

a) Doiciméad a phostáil i leabharlann líonra

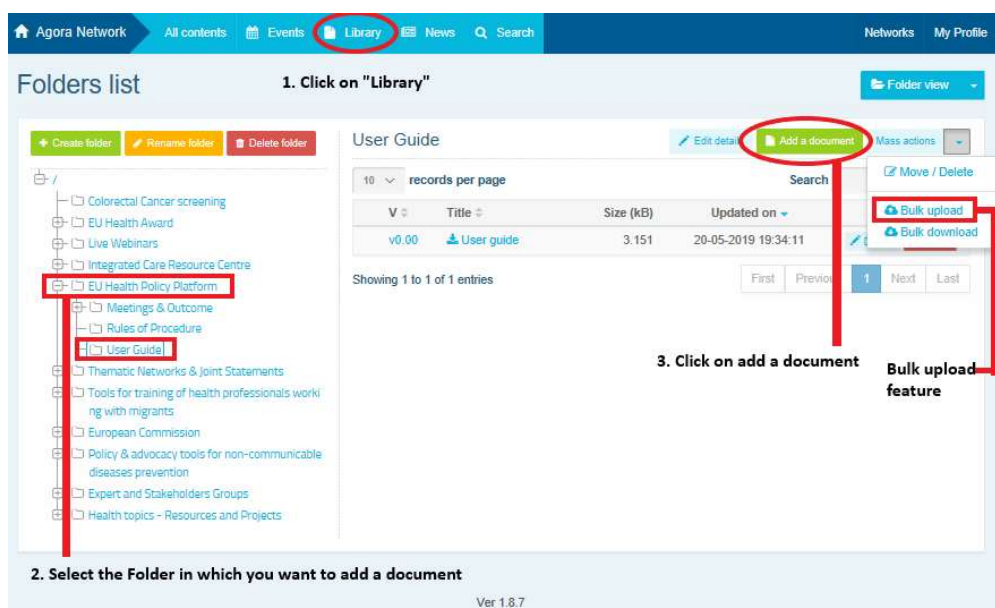
Cliceáil ar **'Library'** ['Leabharlann'] ar an mbarra roghchláir. Roghnaigh an fillteán inar mian leat doiciméad a phostáil. Cliceáil ar 'Add a document' ['Doiciméad a chur leis'], agus líon isteach an t-eolas a bhaineann le do dhoiciméad: teideal agus cur síos, ansin cliceáil ar



'Submit'.

b) Doiciméid a bhogadh nó a scriosadh

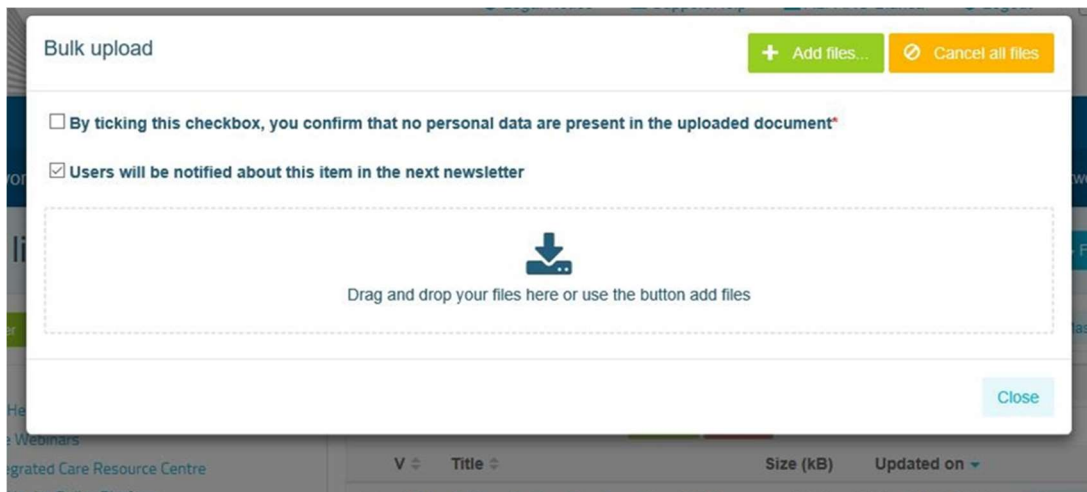
Chun doiciméad a bhogadh nó a scriosadh cliceáil ar 'Mass actions' ['Ollghníomhaíochtaí'], agus ansin ar 'Move/delete' ['Bogadh/scriosadh']. Ansin cuir tic sa bhosca in aice leis an gcomhad agus tarraing agus scaoil an comhad chuig an bhfillteán is rogha leat nó scrios an



comhad. Tabhair do d'aire, más mian leat fillteán a scríosadh caithfidh tú gach doiciméad taobh istigh den fhillteán sin a scríosadh ar dtús.

c) Bulc-uaslódáil

Má tá roinnt doiciméad agat le huaslódáil, is féidir leat an ghné 'bulc-uaslódáil' a úsáid trí chliceáil ar 'Mass actions' agus ansin ar 'Bulk upload' mar a léirítear thuas.



d) Bulc-íoslódáil

Má tá roinnt doiciméad agat le híoslódáil, is féidir leat an ghné 'bulc-íoslódáil' a úsáid trí chliceáil ar 'Mass actions' agus ansin ar 'Bulk download'.

e) An ghné 'doiciméad oibre' a úsáid

The screenshot shows the 'Agora Network' interface. At the top, there are navigation tabs: 'All contents', 'Events', 'Library', 'News', and 'Search'. On the right, there are links for 'Networks' and 'My Profile'. The main area is titled 'Folders list' and includes a 'Folder view' dropdown. On the left, a tree view shows folders for 'Colorectal Cancer screening', 'EU Health Award', 'Live Webinars', and years '2019', '2017', and '2018'. The '2018' folder is expanded, showing sub-folders like '2018_EU actions EU actions on AMR and healthcare associated infection - 28 Nov'. The main content area displays details for this folder, including a table of documents. The table has columns for 'V', 'Title', 'Size (kB)', and 'Updated on'. Two documents are listed: 'v2.00 Invitation_WEBINAR 28 Nov - EU actions on AMR.pdf' (498 kB, updated 28-11-2018 17:24:27) and 'v1.00 EPH pre-conference_Programme 28 Nov.pdf' (144 kB, updated 27-11-2018 08:20:03). Each document has 'Details' and 'Delete' buttons. A red arrow points to the 'Details' button for the first document. Below the table, there are pagination controls: 'Showing 1 to 2 of 2 entries', 'First', 'Previous', '1', 'Next', and 'Last'. A text box at the bottom right of the screenshot reads: 'Click on details to upload a new version of the document or to edit the details of the document'.

I ngach líonra tá an rogha agat do chuid doiciméad a athbhreithniú, a athrú agus a nuashonrú. Chun doiciméad a nuashonrú téigh go dtí leabharlann do líonra roghnaithe agus cliceáil ar an doiciméad is rogha leat. Íoslódáil an comhad agus déan na hathruithe is mian leat (**nota: ná déan dearmad ‘athruithe rianaithe’ a ghníomhachtú in Word**). Chun an doiciméad leasaithe a uaslódáil, cliceáil ar an rogha ‘Details’ [‘Mionsonraí’] in aice leis an gcomhad.

Ansin, cliceáil ar an gcnaipe glas ‘Upload new version of document’ [‘Leagan nua de dhoiciméad a uaslódáil’], líon isteach an t-eolas is gá agus sábháil an leagan nua.

Agora Network | All contents | Events | Library | News | Search | Networks | My Profile

Update document (Current version is 2.00) [Add a new document](#)

Document title *
 Invitation_WEBINAR 28 Nov - EU actions on AMR.pdf

Description *
 On Wednesday 28 November 2018, from 13.30 till 17.30, the webinar "EU actions on antimicrobial resistance and healthcare associated infection" takes place online in the frame of the European Public Health Pre-conference in Ljubljana. This is your opportunity to participate actively in the discussion by asking your questions using the chat of this webinar. This pre-conference session will give an overview of the actions being taken by the EU to address

[Update document information](#) [Upload new version of the document](#)

Folder containing document *
[Create folder](#) [Rename folder](#) [Delete folder](#)

- Colorectal Cancer screening
- EU Health Award
- Live Webinars
 - 2019
 - 2017
 - 2018
 - 2018_EU actions EU actions on AMR and healthcare associated infection - 28 Nov
 - 2018_Thematic Network - Smart Healthy Age-Friendly (SHAFE) - 19 June and 09 October
 - 2018_Thematic Network - Stimulating fresh fruit and vegetables consumption - 04 July and 26 September
 - 2018-Thematic Network - Societal Impact of Pain (SIP) - 25 June and 04 October
 - 2018 - DG SANTE Action on Sustainable Development Goals, Steering Group on Promotion and Prevention and best practices - 03 July
 - 2018_Information Day: 2018 Annual Work Plan and calls - 30 Jan
 - 00 - User Guide & Definition & Timeline
 - 2020 - coming soon
- Integrated Care Resource Centre
- EU Health Policy Platform
- Thematic Networks & Joint Statements
- Tools for training of health professionals working with migrants
- European Commission
- Policy & advocacy tools for non-communicable diseases prevention
- Expert and Stakeholders Groups
- Health topics - Resources and Projects

Versions history

10 records per page Search

Version	Label	Filename	Uploaded on	Uploaded by	Actions
2.00	Invitation_WEBINAR 28 Nov - EU actions on AMR.pdf	Invitation_WEBINAR 28 Nov - EU actions on AMR.pdf	28-11-2018 17:22:24	Abigail MORENO GINES	Download

Showing 1 to 1 of 1 entries First Previous 1 Next Last

Comments about this document

write your comment here ... [Reply](#)

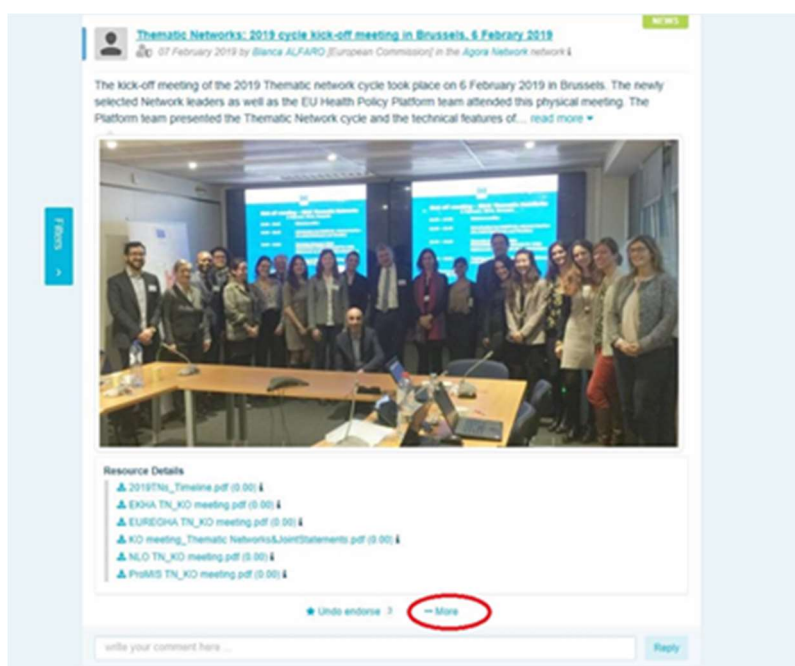
Ansin beidh tú in ann amharc ar stair na leaganacha nuashonraithe a d'uaslódáil úsáideoirí eile, chomh maith le do leagan féin, dar teideal: 2.00, etc., in ord aimsire.

f) (Le haghaidh modhnóirí amháin) Filteán a chruthú nó a roghú

Téigh chuig an táb 'Library' i do líonra. Más modhnóir thú, ba cheart go bhfeicfeá na roghanna chun fillteán a chruthú, a athainmniú nó a scriosadh. Clliceáil ar 'Create folder' ['Fillteán a chruthú'] agus beidh fillteán nua dar teideal 'New folder' ['Fillteán nua'] le feiceáil sa liosta. Chun eolas maidir leis an bhfillteán a chur in eagar, mar shampla ainm agus cur síos, roghnaigh an fillteán agus clliceáil ar 'Edit details' ['Sonraí a chur in eagar']. Féadfaidh tú an fillteán a tharraingt agus é a bhogadh faoi fhillteán eile chun struchtúr leabharlainne a chruthú atá éasca le húsáid.

g) (Le haghaidh modhnóirí amháin) Mír nuachta nó imeacht a dhúbláil

Foilseachán nó imeacht a chóipeáil ó ghrúpa amháin (i.e. do ghrúpa páirtithe leasmhara) go dtí grúpa eile (i.e. Líonra Agora). Téigh chuig leathanach baile aon líonra ina bhfuil tú i do mhodhnóir, agus faoin bhfoilseachán is mian leat a chomhroinnt le grúpa eile, clliceáil ar 'More' ['Tuilleadh'] agus ansin ar 'Copy' ['Cóipeáil'].




Beidh scáileán nua le feiceáil ar a gcuirfear in iúl duit go bhfuil tú 'about to duplicate the following publication' ['ar tí an foilseachán seo a leanas a dhúbláil']. Scrolláil go dtí bun na postála go dtí 'Destination network' ['Líonra cinn scríbe'] agus ón roghchlár anuas de ghrúpaí ar a ndéanann tú modhnóireacht, roghnaigh an grúpa inar mian leat an mhír nuachta nó an t-imeacht a chomhroinnt.

You are about to **duplicate** the following publication

Thematic Networks: 2019 cycle kick-off meeting in Brussels, 6 February 2019 NEWS
 07 February 2019 by Blanca ALFARO [European Commission] in the Agora Network network

The kick-off meeting of the 2019 Thematic network cycle took place on 6 February 2019 in Brussels. The newly selected Network leaders as well as the EU Health Policy Platform team attended this physical meeting. The Platform team presented the Thematic Network cycle and the technical features of... [read more](#)



Resource Details

- [2019TNs_Timeline.pdf \(0.00\)](#)
- [EKHA TN_KO meeting.pdf \(0.00\)](#)
- [EUREGHA TN_KO meeting.pdf \(0.00\)](#)
- [KO meeting_Thematic Networks&JointStatements.pdf \(0.00\)](#)
- [NLO TN_KO meeting.pdf \(0.00\)](#)
- [ProMIS TN_KO meeting.pdf \(0.00\)](#)

★ Undo endorse 3 → More

write your comment here... Reply

Please be advised that when a publication is duplicated, comments are removed from the duplicated one and commenting the copy will not be allowed

Destination network

Agora

Duplicate

6 (Le haghaidh mhodhnóirí amháin) Eolas maidir le do líonra a mhodhnú

Sa táb ‘Networks’ [‘Líonraí’], gheobhaidh tú do bhosca líonra. Cliceáil ar chnaipe an phinn luaidhe – ní bheidh an cnaipe seo le feiceáil ach amháin sna líonraí ar a ndéanann tú modhnóireacht.

Beidh tú in ann an t-eolas maidir le do líonra a mhodhnú.

Update network

group-category: Agora

Name of the network: Agora Network

Long label: Common network open to all registered users

Aim: Common network open to all registered users. In this network, you can discuss health issues, share ideas and gather information on policy areas

Piwik Site ID: 12

Network position: 1

Status: Validated

Network picture: change picture

Contact: Skype, Email: SANTE-HPP@ec.europa.eu

Network leaders:

First name	Last name	Leader ?
[Redacted]	[Redacted]	<input type="checkbox"/>
[Redacted]	[Redacted]	<input type="checkbox"/>
[Redacted]	[Redacted]	<input type="checkbox"/>
[Redacted]	[Redacted]	<input type="checkbox"/>

Mar mhodhnóir, beidh tú in ann an méid seo a leanas a dhéanamh: ainm do líonraí a nuashonrú, an cur síos ar do líonra a athrú, rud a bheidh le feiceáil i do bhosca líonra in ‘Other networks’ [‘Líonraí eile’] agus sa rannán ‘Aim’ [‘Cuspóir’] laistigh de do líonra, íomhá do líonra a athrú agus ceannairí an líonra a roghnú.

7 Bí ar an eolas: bosca na bhFógraí, na nuashonruithe is déanaí maidir le líonraí agus nuachtlitir HPP dhá uair sa tseachtain

Le hArdán Beartais Sláinte an Aontais, cuirtear roinnt bealaí ar fáil chun fanacht ar an eolas maidir leis na gníomhaíochtaí is déanaí ó thaobh Bheartas Sláinte an Aontais Eorpaigh de.

a) Bosca na bhFógraí

Léigh bosca na bhFógraí i líonra Agora, áit a bhfeicfidh comhaltaí an Ardáin an nuacht is déanaí maidir le gníomhaíochtaí an Ardáin, amhail seimineáir ghréasáin bheo, Comhráitis bhliantúla nó a chruinniú bliantúil.

b) Líonra um an nuacht is déanaí

Tá fáil ar an líonra um an nuacht is déanaí trí bhosca na bhFógraí. Is líonra é atá dírithe ar nuacht a bhaineann go sonrach leis an Ardán. Féadfaidh tú é a rochtain ach cliceáil ar an gcnaipe 'View' ['Amharc'] thíos faoi bhosca na bhFógraí.

The screenshot displays the Agora Network website interface. At the top, there is a navigation bar with 'Agora Network' and 'Networks My Profile' tabs. The main content area is divided into two columns. The left column features several news items, including 'Vote now to elect the Thematic Networks of 2020' and 'EU system of tobacco traceability'. The right column is titled 'Agora Network' and contains an 'Announcements' section. A red box highlights the 'Announcements' link, and a red arrow points to a text box on the right that reads: 'The Announcements box can be found in the "networks" tab and in the Agora network. It contains the Platform's latest news.' The 'Announcements' section lists several items, including 'EU Health Policy Platform annual meeting & Thematic Networks & Live Webinars', 'EU HPP ANNUAL MEETINGS 17 October 2019', and 'POLL OPEN! #EUHPP THEMATIC NETWORKS 2020'.

The screenshot shows the EU Health Policy Platform website. The main content area displays several news items, each with a title, date, and a list of attached files. The sidebar on the right contains a list of "Other webinars to watch again" and a "View user's directory" link. A red circle highlights the "View" button next to the "EU Health Policy Platform ANNUAL MEETING" entry, with a red arrow pointing to a text box on the right.

Press on "VIEW" to access the "LATEST NEWS" network - where you can read EU Health Policy Platform related news, events and more

c) An nuachtlir dhá uair sa tseachtain

Dhá uair sa tseachtain, seoltar ríomhphost uathoibríoch chuig gach comhalta den Ardán. Sa ríomhphost sin gheobhaidh tú an nuacht, na doiciméid agus na himeachtaí is déanaí a phostálann tú féin agus úsáideoirí eile, sna líonraí uile lena mbaineann tú.

Sa nuachtlir sin tá hipearnaisc chuig na hailt, nach bhfuil inléite ach do chomhaltaí an Ardáin. Cruthaítear roinn shonrach go huathoibríoch le haghaidh líonraí srianta; feicfidh gach úsáideoir an nuacht ó na líonraí ina bhfuil sé/sí ina c(h)omhalta, agus nuacht na líonraí sin amháin.

EU Health Policy Platform



Find out what's new in your networks!

Add your say to the joint statements and share your news!

Stimulating fresh fruit and vegetable consumption for healthier European consumers

Thematic Network Joint Statement »

By Nicola PISANO on 29-JAN-19 16:13 **DOCUMENT**

Freshfel Europe's Thematic Network Joint Statement (full version) on Stimulating fresh fruit and vegetable consumption for healthier European consumers' has now been completed. The Joint Statement consists of a preamble and both the Joint Statement Part 1 framing paper and the Joint Statement Part 2 recommendations paper. The Joint Statement is now open for endorsement by stakeholders until the 25 January 2019. Freshfel has led the Thematic Network and coordinated the development of the Joint Statement throughout 2018. The Joint Statement was formulated by Freshfel and a network of agri-food and health stakeholders including Anís Sante, BEUC, Bord Bia, Cons-Copers, ECDA, EFAD

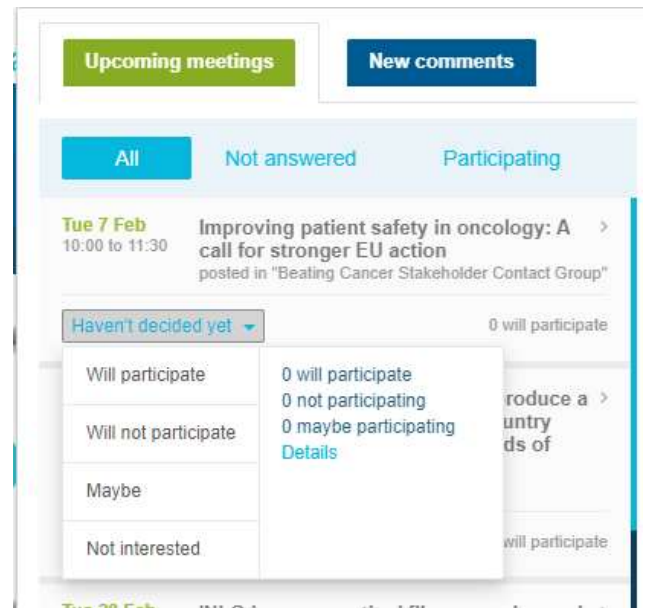
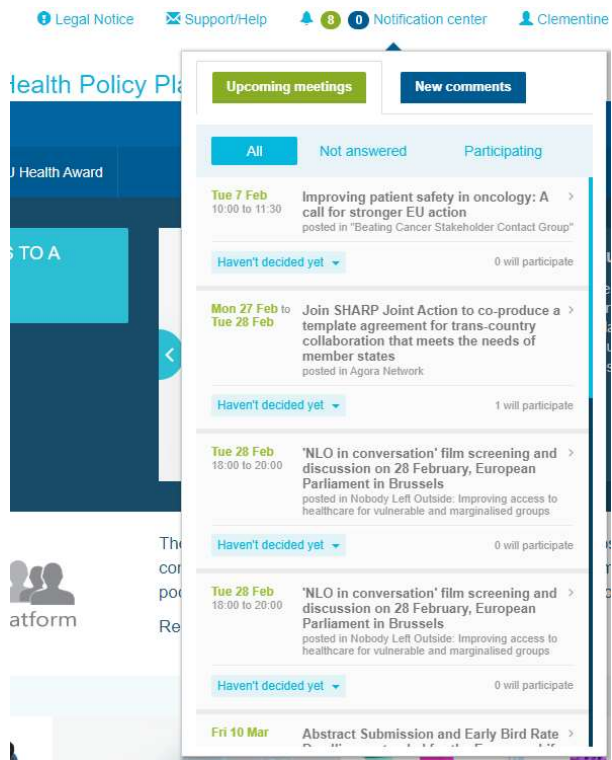
8 Córas na bhFógra

Ag barr gach leathanaigh gréasáin de chuid Ardán Beartais Sláinte an Aontais, gheobhaidh tú ionad fógra lena mbeidh tú in ann an méid seo a leanas a fheiceáil:

1. Na himeachtaí a postáladh ar an Ardán Beartais Sláinte.
2. Na nótaí tráchta a foilsíodh faoi do mhír féin ionas gur féidir leat iad a fheiceáil.

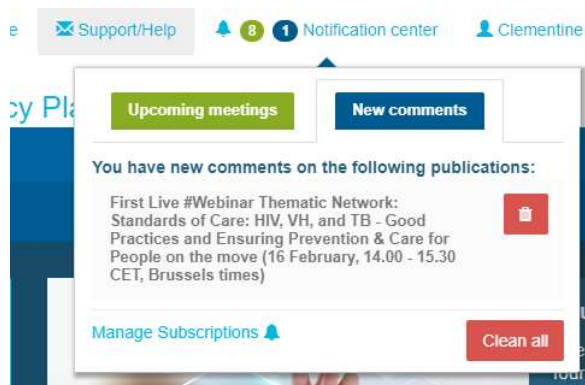


Féadfaidh gach úsáideoir freagra a thabhairt maidir leis na himeachtaí atá le teacht aníos,



mar a léirítear thíos:

I rannán na nótaí tráchta féadfaidh gach úsáideoir na nótaí tráchta a fágadh agus a fuarthas i bpostálacha éagsúla a fheiceáil, agus freagra a thabhairt orthu nó iad a scríosadh.



Ceisteanna? Moltaí?

Déan teagmháil linn trí sante-hpp@ec.europa.eu