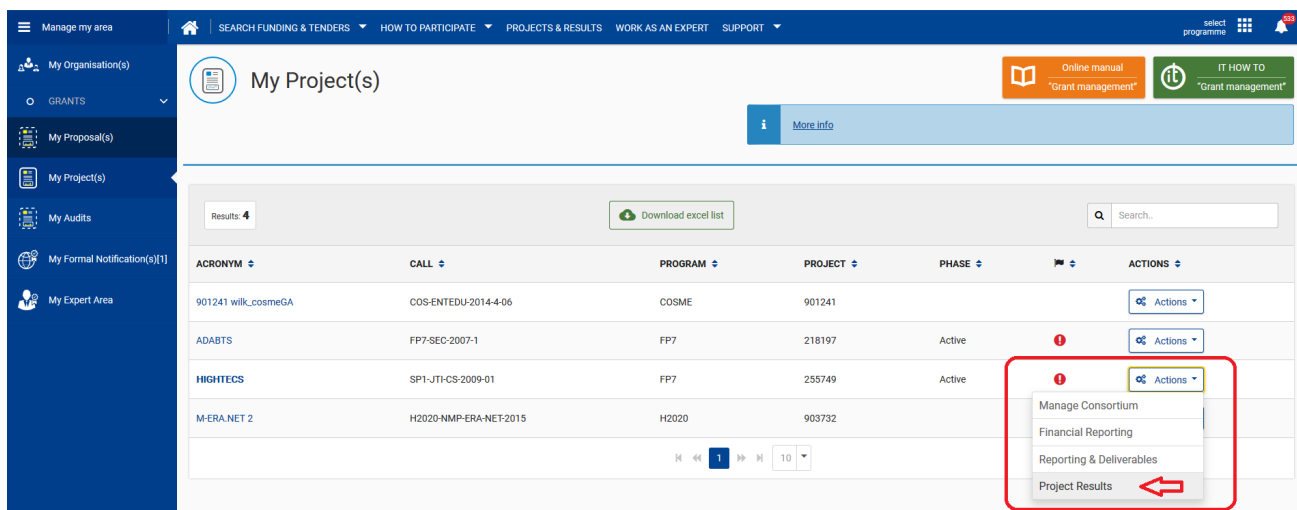


## Table of Contents

## F&T Portal

Access the Funding & Tenders Portal and click on **My Project(s)** within the **Manage my area** section on the left.

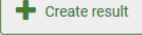
Select **Project Results**.



The screenshot shows the 'My Project(s)' page in the F&T Portal. The left sidebar contains navigation options: My Organisation(s), GRANTS, My Proposal(s), My Project(s) (selected), My Audits, My Formal Notification(s)[1], and My Expert Area. The main content area displays a table of projects with the following data:

ACRONYM	CALL	PROGRAM	PROJECT	PHASE	ACTIONS
901241_wilk_cosmeGA	COS-ENTEDU-2014-4-06	COSME	901241		Actions
ADABTS	FP7-SEC-2007-1	FP7	218197	Active	Actions
<b>HIGHTECS</b>	SP1-JTI-CS-2009-01	FP7	255749	Active	Actions
M-ERA.NET 2	H2020-NMP-ERA-NET-2015	H2020	903732		Actions

The 'Actions' dropdown menu for the 'HIGHTECS' project is open, showing the following options: Manage Consortium, Financial Reporting, Reporting & Deliverables, and Project Results. The 'Project Results' option is highlighted with a red arrow.

To create a project result, click on the  icon on the top, read the information about creation of results and click **OK** to proceed. Please, make sure that your result falls within the definition of **KER**.

## Information



Dear Project Participant,

Before you upload a result in the Horizon Results Platform, please make sure that it is a **Key Exploitable Result!**

According to the Horizon 2020 text, a result is defined as: "*Any tangible or intangible output of the action, such as data, knowledge and information whatever their form or nature, whether or not they can be protected, which are generated in the action as well as any attached rights, including intellectual property rights*".


A **Key Exploitable Result (KER)** is an identified main interesting result (as defined above) which has been selected and prioritised due to its high potential to be "exploited" – meaning to make use and derive benefits - downstream the value chain of a product, process or solution, or act as an important input to policy, further research or education.

In order for you to select and prioritise your results we would recommend that you use the following criteria:

- a. degree of innovation
- b. exploitability
- c. impact

Results such as "outcomes or announcements of consortia meetings, conferences or other events" are not considered as KERs and therefore are not in the scope of the Horizon Results Platform. "Project deliverables" are not necessarily Key Exploitable Results either and it is not the purpose of the Horizon Results Platform to be the reporting tool to the Project Officer.

Check the [user guide](#) for creating a new result.



The Project result screen displays showing the name of the project and a result ID on the top, as well as progress bar that will indicate each one of the sections that you need to complete in the form.

## Project result for BioBuild (285689)



### Result Title, Target Audiences and Needs

Title of result \*

Message/ Teaser to potential user \* 

**B I U**  $x_2$   $x^2$

Type here...

Video/ image section  Video  Image

**i** **Video or Image:** As the Horizon Results Platform is designed to attract users interested in European research results and as we want to make the results visually appealing, having a visual representation (banner) of the result is a key ingredient. From now on, a **visual representation of you result will be mandatory**. A video (linked from YouTube or Vimeo) is preferable, but in the absence of a video, you can also **upload an image**. If you upload both, the **video** will be the default banner.

Video \*

Result Type \*

Target audiences \*

If the result is published, you have the possibility to **edit** when clicking on the **actions** menu button.

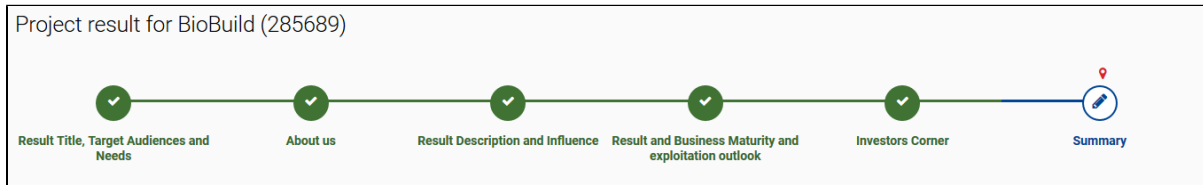
HIGTECS

Results: 3[+ Create result](#)

ID	TITLE	STATUS	CREATION DATE	ACTIONS
2632	NGPaaS Architecture	Published	Sep 5, 2019, 5:10:59 PM	<a href="#">Actions</a>
2818	Testing-new-publication-workflow	Published	Nov 4, 2019, 4:54:35 PM	<a href="#">Edit result</a> <a href="#">Actions</a>
2878	test	Draft	Nov 18, 2019, 12:06:38 PM	<a href="#">Actions</a>

1 / 10

Navigate to the sections you need to change by clicking in the corresponding one within the metro-line.



Then, in the summary screen, click on **Republish** to apply the changes.

Terms and Conditions

\* I have read and accepted the Terms and Conditions.

See [Step 2: Filling in the form to create your result profile – definition & explanation of each field](#) for the information about the different sections in the results form when creating or editing a result.