

FARNET TRANSNATIONAL SEMINAR FOR FLAGS
JŪRMALA, LATVIA, 21 – 23 MARCH 2017
Social inclusion for vibrant fisheries communities



Why social inclusion?

Introductory Plenary Session, 22 March

The social tissue in fisheries areas...

Many fisheries areas are affected by

- Demographic change
- A lower level of education
- Weak labour markets
- Marginalisation of primary production
- The migration crisis

The implementation of the CFP adds unto the already existing challenges.

Socially inclusive communities are more resilient and able to respond to challenges!



What does social inclusion mean to the FLAGs?

- Supporting vulnerable groups and acknowledging their importance
- Inclusion in all fish-economy related activities
- Integrating vulnerable groups into the work process of the FLAG
- Enhancing cooperation with local social organisations
- Opening the fisheries sector to new & inclusive economic models

Opportunities offered by CLLD

To fight social exclusion is one of the priorities for Fisheries CLLD, Art. 63 EMFF Regulation:

- Creating jobs
- Attracting young people
- Promoting social well-being
- Strengthening the role of the communities
- Strengthening the governance of local fisheries resources

Do the local strategies specifically address these issues?



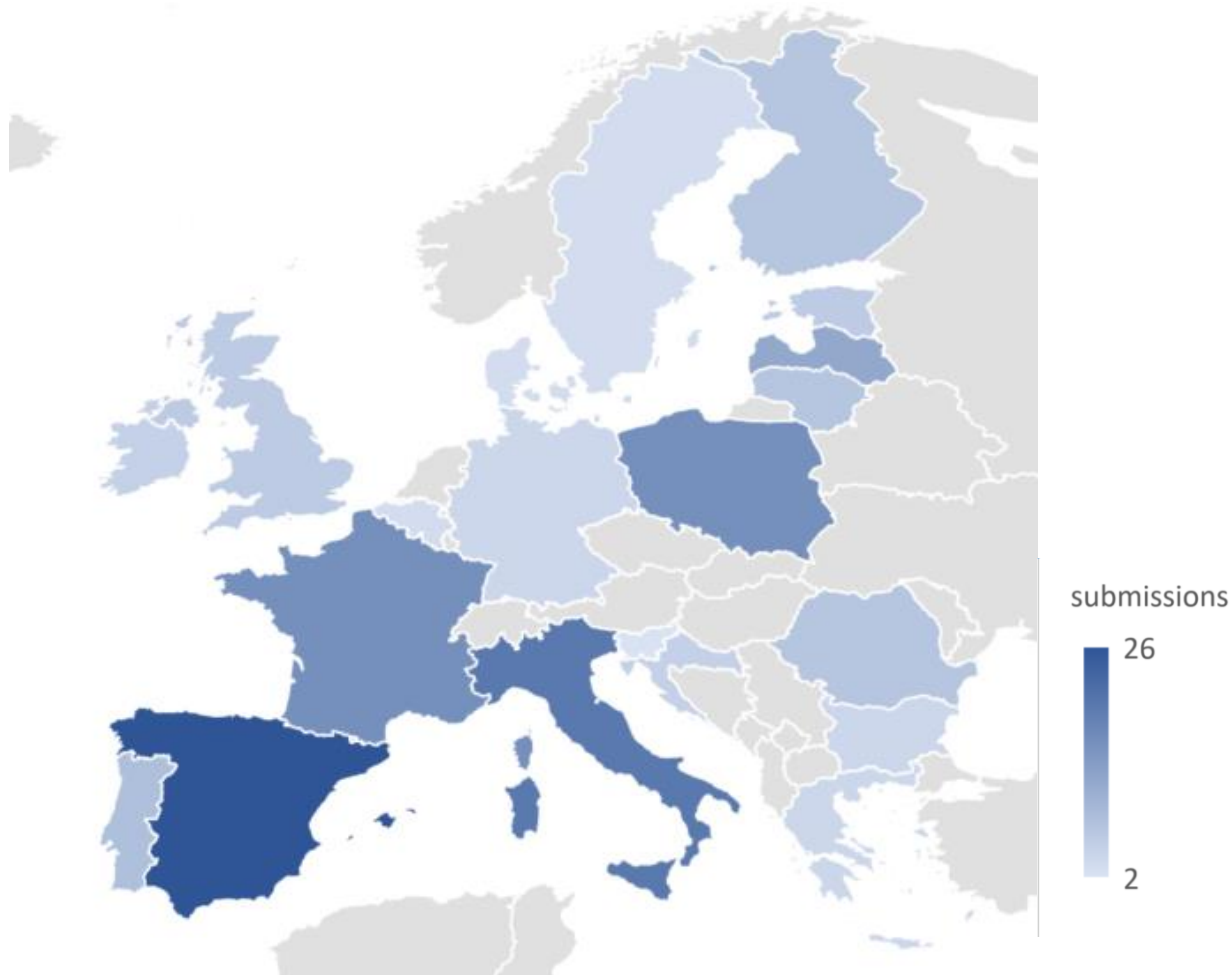
How can the other ESI Funds intervene?

- Complementarity and filling funding gaps...
- Multi-funded local development strategies
- “Mainstream” funding instruments from the OPs
- Synergies with LEADER

FLAGs should not be afraid of exploring all funding opportunities!



The interest to attend this seminar...



Which aspects of social inclusion are most important to the FLAGs?*

HIGH

- generational renewal in the fisheries & aquaculture sector
- training of local people
- ageing workforce in the fishing communities
- low qualification levels of fishermen

MEDIUM

- the role of women in the fisheries & aquaculture sector
- long term unemployment for fishermen
- social services in fisheries communities

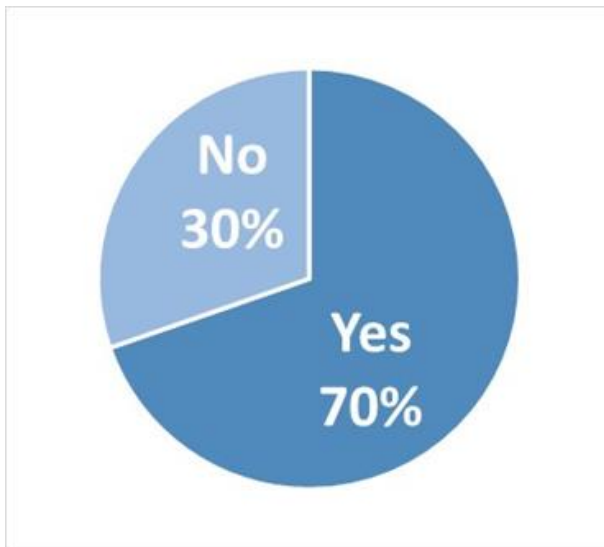
LOW

- working with minority groups
- integration of migrants into fishing communities
- disabled fishermen

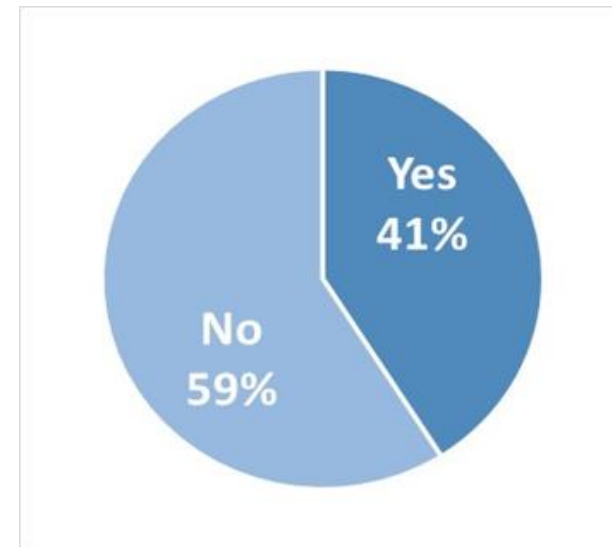
*Ranking given by applicants to the seminar on pre-defined topics

What is the situation in FLAGs?*

Membership of social institutions in the FLAG

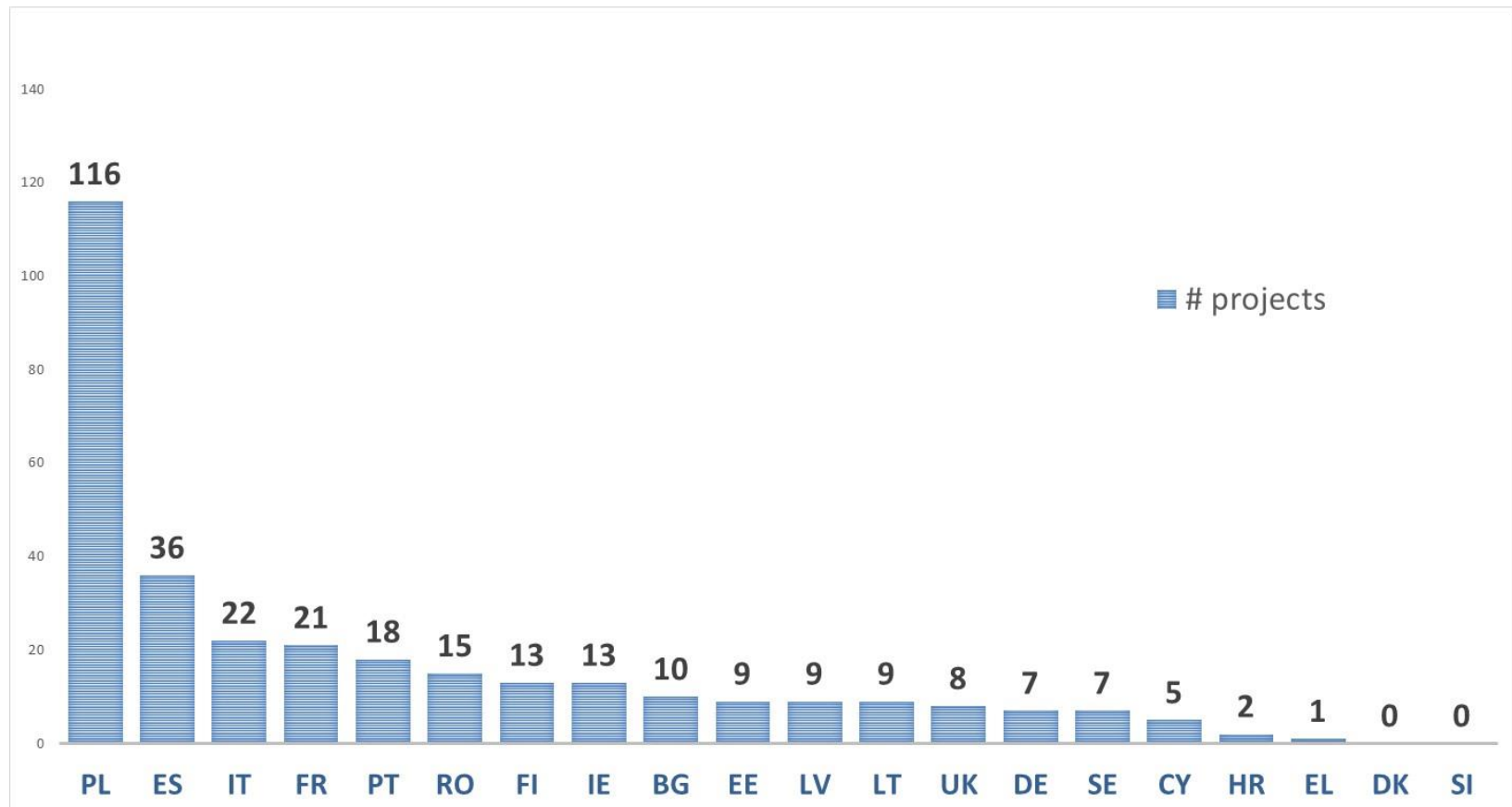


Expertise in themes related to social inclusion?



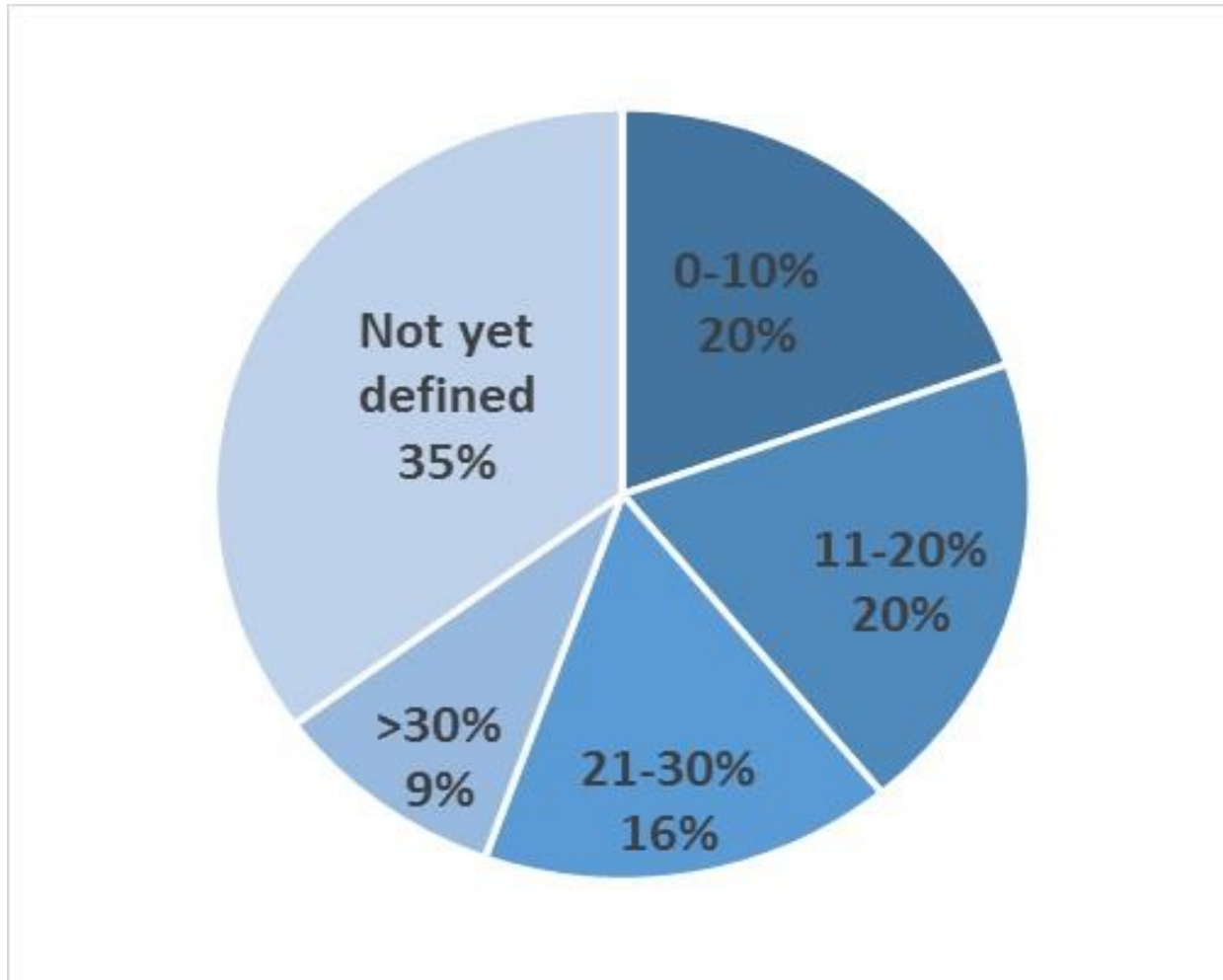
*based on the replies of 122 FLAGs

How many FLAG projects include aspects of social inclusion?*



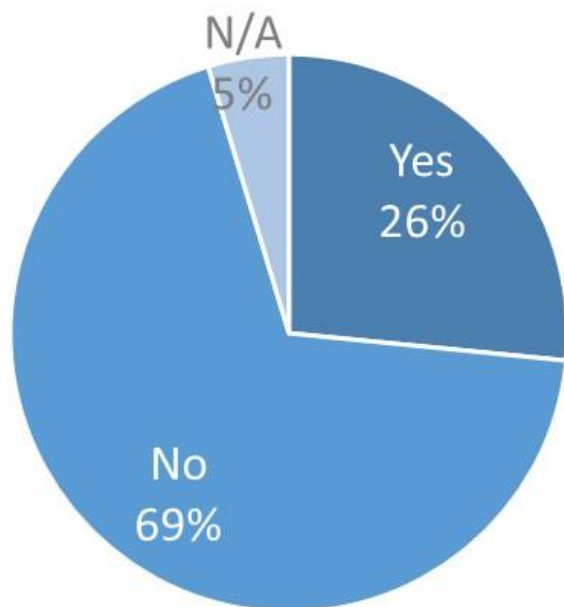
*based on the replies of 122 FLAGs

Approximate % of **FLAG budget** expected to be spent on projects which include social inclusion*



*based on the replies of 122 FLAGs

Migrants/refugees: is this an issue in the FLAG areas?*



migrants/refugees: is this an issue in your area?	N/A	No	Yes
Bulgaria (BG)			3
Croatia (HR)	1	3	
Cyprus (CY)		1	
Denmark (DK)		1	2
Estonia (EE)		3	1
Finland (FI)		2	4
France (FR)		9	3
Germany (DE)			4
Greece (EL)		1	3
Ireland (IE)		4	
Italy (IT)	3	11	3
Latvia (LV)		5	
Lithuania (LT)		4	
Poland (PL)		15	
Portugal (PT)		5	2
Romania (RO)		7	
Slovenia (SI)		1	
Spain (ES)	2	13	5
Sweden (SE)			2
United Kingdom (UK)		3	2
Total	6	88	34

*based on the replies of 122 FLAGs



farnet
fisheries areas network

Have fruitful exchanges!



follow us on



The content and views expressed in this presentation are those of the FARNET Support Unit and not those of the European Commission.

