



FAME Support Unit

Monitoring and Evaluation under the EMFF

CT01.3

Setting indicators and targets for CLLD in future Programmes

**FARNET MA Meeting
08-09 June 2020
Webinar**



Agenda, 09 June 2020

11:30-11:50	Presentation – intervention logic
11:50-12:00	Question and answers
12:00-12:40	Group work
12:40-12:50	Sum-up, final questions

Workshop objectives

- *Support in preparing a coherent and realistic strategy for CLLD in the EMFAF OP 2021-2017*
- *Support in selecting indicators*
- *Support in setting targets for indicators*

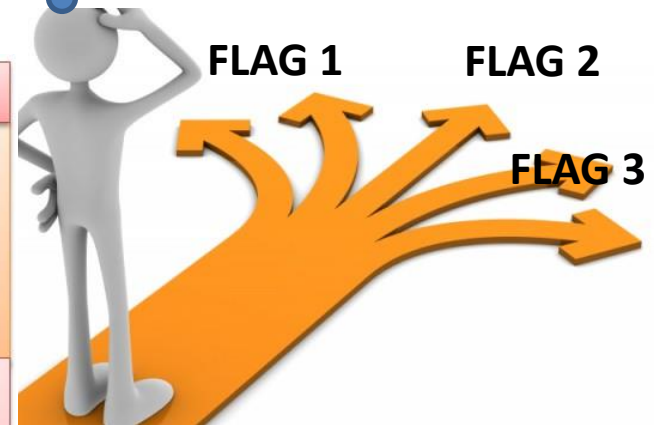
What you need to have before setting indicator targets

Clear picture of the FLAG needs in your OP area

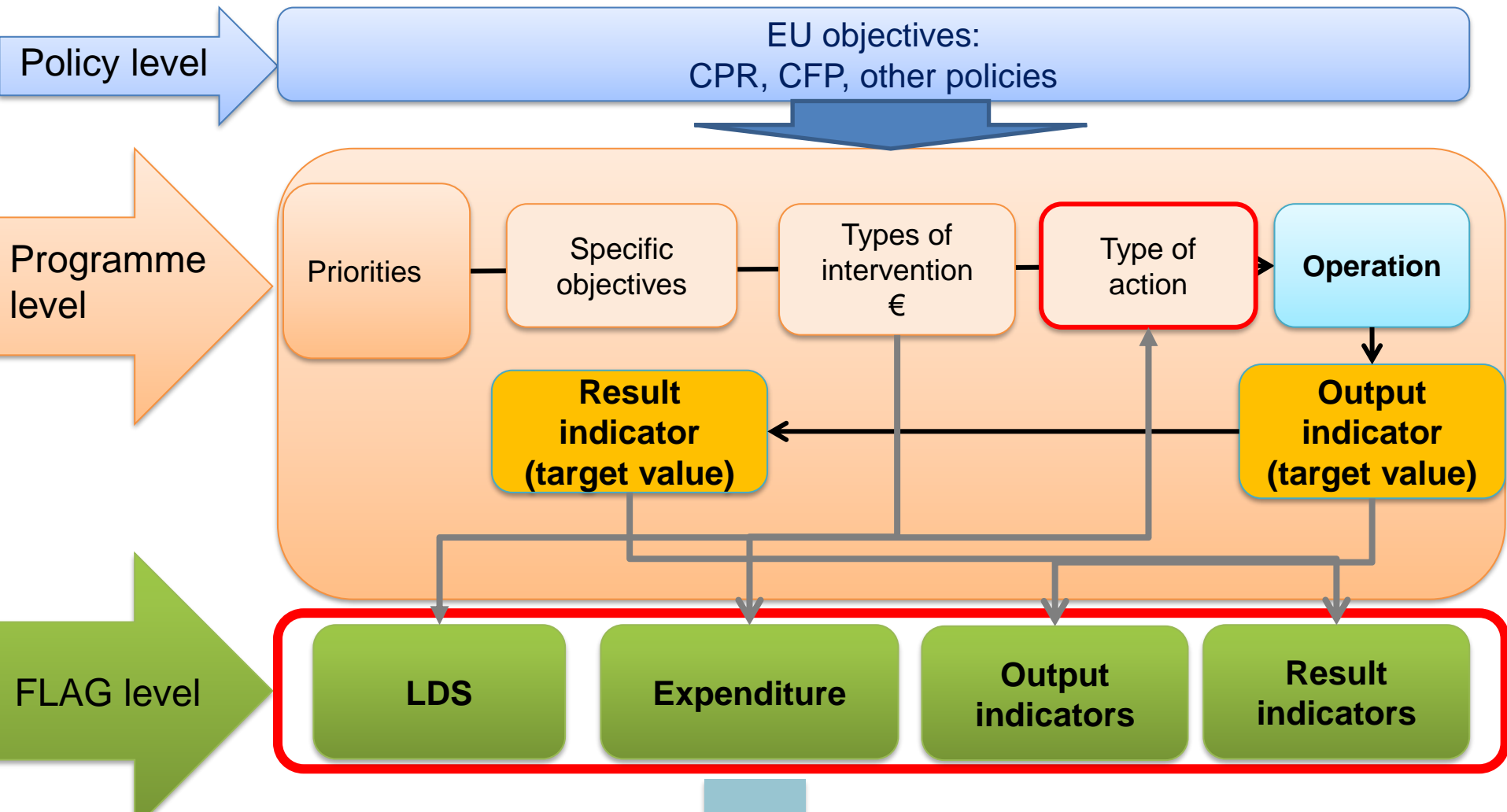


	Helpful	Harmful
Internal origin Attributes of the system	Strengths	Weaknesses
External origin Attributes of the environment	Opportunities	Threats

Priority 3 Strategy



Intervention logic



What you need to define beforehand

- *What am I trying to achieve with CLLD in my MS?*
- *Which common result indicators (RI) are suitable?*
- *Which common result indicators could/should be relevant to all FLAGs?*
- *What is the evidence-base for setting targets?*

Output indicator

Number of operations

- *Number of projects*
- *Important for monitoring*
- *Information explaining output indicators in Infosys*

Result indicator

**e.g. Businesses created,
jobs created,
persons benefitting**

- *Each project should address **at least one common RI***
- *If the common RIs selected by the MA do not fit, the beneficiary should **choose any other common RI***
- *The common RI value should be **reported by the beneficiary***


EMFF Common Result Indicators, selection

- a. Jobs created*
- b. Jobs maintained*
- c. Businesses created*
- d. Businesses with higher turnover*
- e. Innovations enabled*
- f. Cooperation activities between stakeholders*
- g. Actions contributing to Good Environmental Status*
- h. Persons benefiting*
- i. Actions to improve governance capacity*
- j. Entities increasing social sustainability*

Each project needs a result indicator...



ADMIN



Preparation and administrative
level of the FLAG

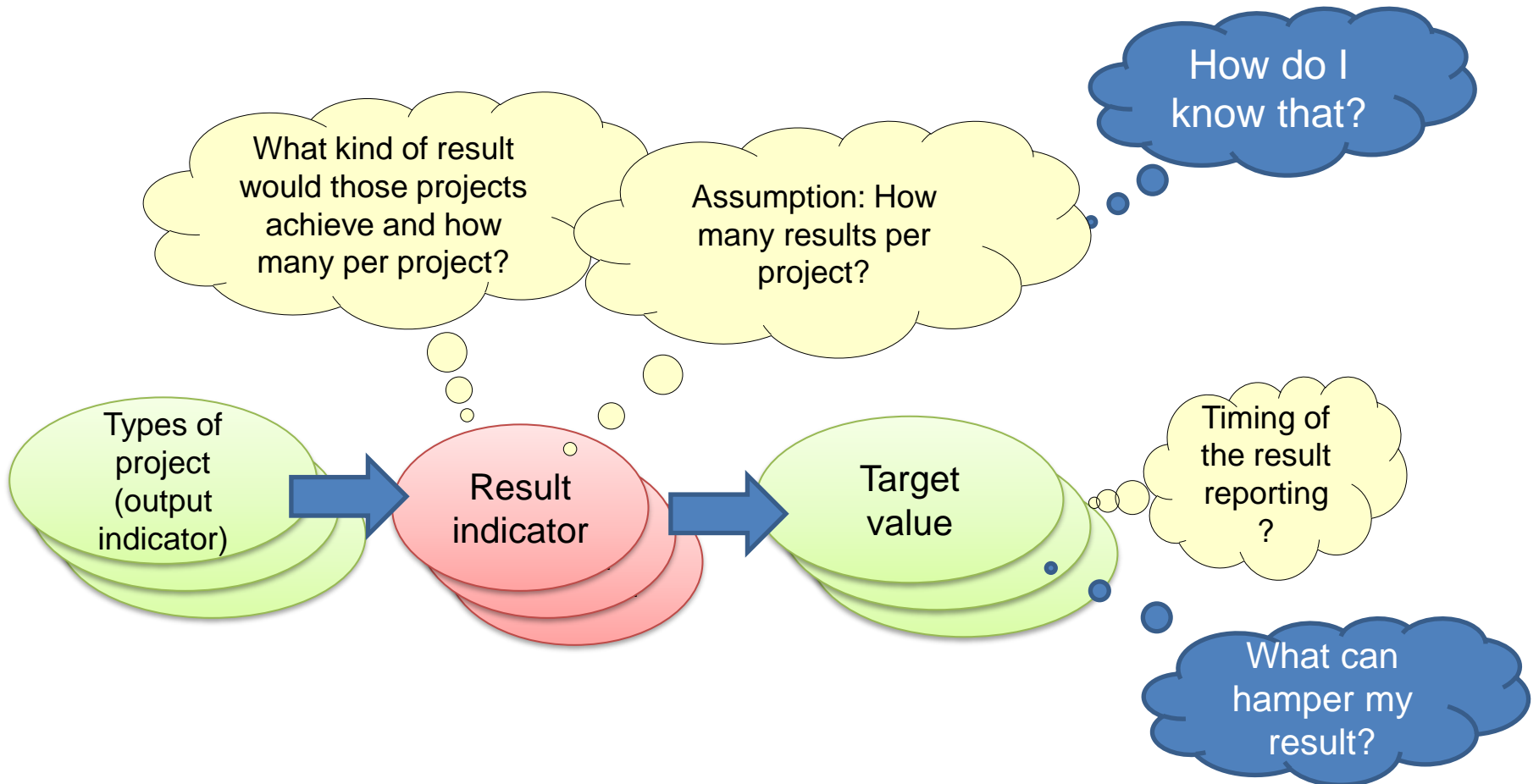


Project implementation
level



PROJECT

Target setting, result indicator



Link output and result indicators

- **Outputs** (projects) create **results**
- **Different** outputs create **different** results
- **Not all** outputs create results (failures are possible)
- The number of outputs, the budget and the type of projects define the result values (**assumptions**):
 - For example EUR needed to create 1 job or
 - Average number of participants per training project

Group work, 4 steps and a strategy

- 1. Review the „prototype strategy“; does it apply also in your Member State?*
- 2. Choose suitable common result indicators.*
- 3. Review the prototype „Project data report“. What indicators are suitable? Which targets are realistic?*
- 4. Sum up the discussion in 1-2 main messages for the plenary.*

Group work, step 1: CLLD prototype strategy in the OP

In the country of Lunaria, fishing communities are facing low incomes from fishing, an ageing profession and lack of linkages with the booming tourist industry.

What the MA would like to achieve:

- ***Increase of fishers' income***
- ***Attract young people to fishing***
- ***Raise awareness of tourists and promotion of local fish products***

Group work, step 2: Indicators

Review the short list of proposed indicators

Review your "strategy"; what is the change you are aiming at? How can I measure this change?

Select 2-5 common result indicators that reflect best what you want to achieve.

Menu:

- *Jobs created*
- *Jobs maintained*
- *Businesses created*
- *Businesses with higher turnover*
- *Innovations - Cooperation between stakeholders*
- *contributions to Good Env Status*
- *Persons benefiting*
- *Governance actions*
- *Entities social sustainability*

Group work, step 2: Indicators table

No.	Indicator name	Unit (EUR, No.)	Comments
1			
2			
3			
4			
5			

Group work, step 3: prototype “Project data report”

Type of projects	Applicants	Number	Budget
Trainings	NGOs	20	200 000
Business investments – adding value to fish	SMEs	30	1 500 000
Business investments – fishing tourism	SMEs	10	300 000
Fish fairs and festivals	municipalities	10	200 000

Group work, step 3: result indicator target setting

Type of projects	Applicants	No	Budget	Suitable result indicator(s)	Assumption (EUR/result or average number)	Target
Trainings	NGOs	20	200 000			
Investments - Added value	SMEs	30	1 500 000			
Investments – fishing tourism	SMEs	10	300 000			
Fish fairs and festivals	municipalities	10	200 000			

Group work, step 4

Sum up the discussion in 1-2 main messages for the plenary:

Which was the most challenging part?

How are FLAGs setting targets?

How to address information gaps?

(e.g. types of projects, what FLAGs are planning to achieve etc.)

.....

Thank you for your attention!



FAME@fame-emff.eu