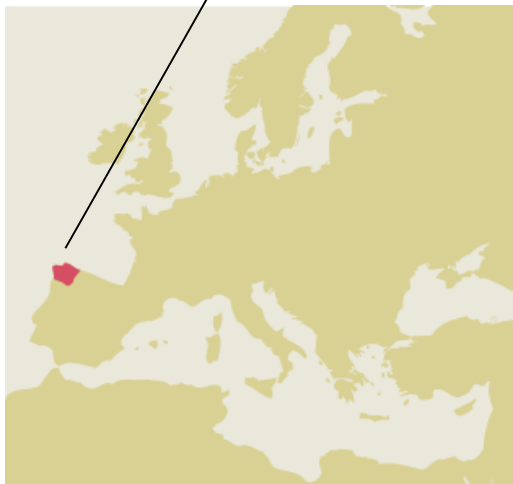
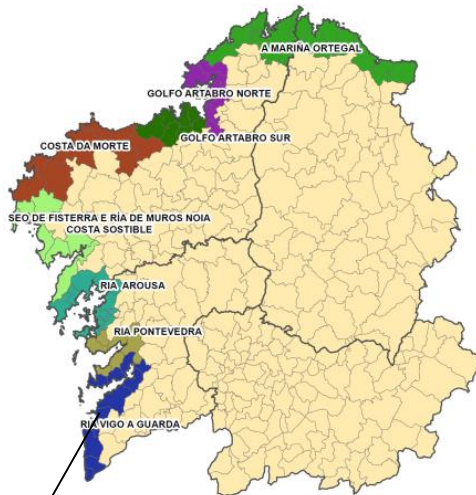


COMMUNITY-LED LOCAL DEVELOPMENT: EU FUNDING FROM THE BOTTOM-UP



THE ROLE OF FLAG AND THEIR STRATEGIES IN THE SUSTAINABLE DEVELOPMENT OF FISHERIES AREAS AND THE IMPLEMENTATION OF THE CFP IN GALICIA

Susana Rodríguez Carballo
Directora General de Desarrollo Pesquero



Galician FLAGs in 2018:
 401 Organizations in partnership
 105 Fisheries actors: 12.329 Fishermen and women

EFF 2007-2013	EMFF 2014-2020
7 FLAGs	8 FLAGs
72 municipalities	76 municipalities
32.553.333,00€	52.687.058,00€



XUNTA DE GALICIA
 CONSELLERÍA DO MAR



Unión Europea
 Fondo Europeo
 Marítimo e da Pesca
 (FEMP)

PROJECTS SUPPORTED UNDER EMFF 2014-2020

	2016	2017	2018	TOTAL
Aid granted	99	227	75	301
Total expected employment (FTE)	94,65	102,5	72,04	269,21
Total aid (€)	5.967.083,82	8.638.588,39	4.479.097,73	19.084.769,95

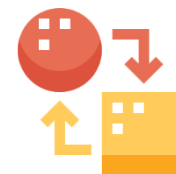


**Added value
of fishery
product**
35%



Governance

3%



46%
Diversification



8%
**Environmental
heritage**



Socio-cultural





7%



XUNTA DE GALICIA
CONSELLERÍA DO MAR

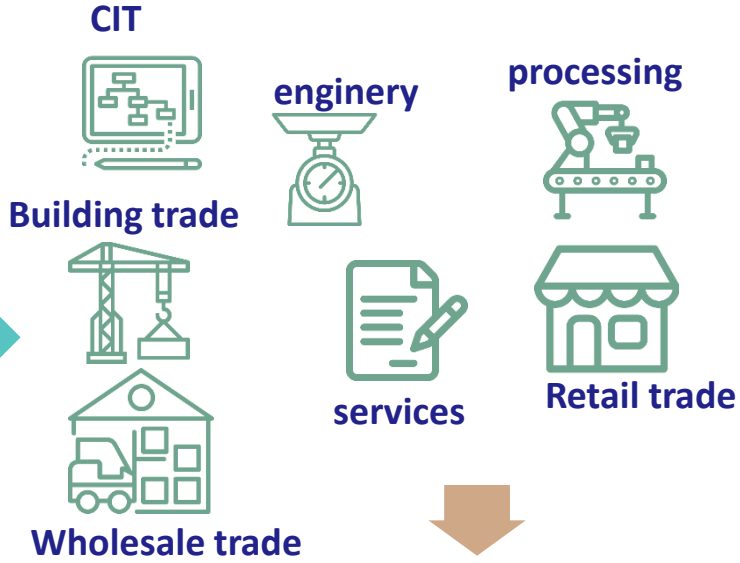




Unión Europea
Fondo Europeo
Marítimo e da Pesca
(FEMP)

Project relation with the challenge and EMFF goal	 COMMON FISHERIES POLICY						 BLUE GROWTH			 CLIMATE CHANGE			 EMPLOYMENT & SOCIAL INTEGRATION		
	Small scale fisheries	Added value	Aquaculture	Discards	Governance	Conservation	<i>Maritime/coastal tourism</i>	Traditional infrastructures	Marine biotechnology	Energy transition	Renewable energy	Adaptation measures	Employment	Social integration	Equality
ADDED VALUE OF PRODUCTS	High	High	Medium	Low	Medium	Medium	Medium	Medium	Medium	Medium	Medium	Medium	High	Medium	Medium
DIVERSIFICATION	Medium	Medium	Medium	Low	Low	Medium	High	Low	None	Medium	Medium	Low	High	Medium	Medium
ENVIRONMENTAL HERITAGE	Medium	Medium	Medium	None	Medium	Medium	Medium	Medium	Medium	None	Low	None	Medium	None	None
SOCIO-CULTURAL	Medium	None	None	None	None	Low	Medium	Low	None	Low	None	None	Medium	Medium	Medium
GOVERNANCE	Medium	Low	None	None	High	High	None	None	Low	None	None	None	Medium	Low	Low



GALICIA Grupos de Acción Local do sector Pesqueiro 2014-2020



OF EACH PROJECT

TO START THE PROJECT

SOCIO-ECONOMIC IMPACT (projects 2016-2017)

- **1.056 Total employment (FTE)**
0,11% total average affiliations at the end of 2017
- **49,8 M€ contribution GDP**
0,08% 2017 GDP

COOPERATION PROJECTS SUPPORTED EMFF 2014-2020

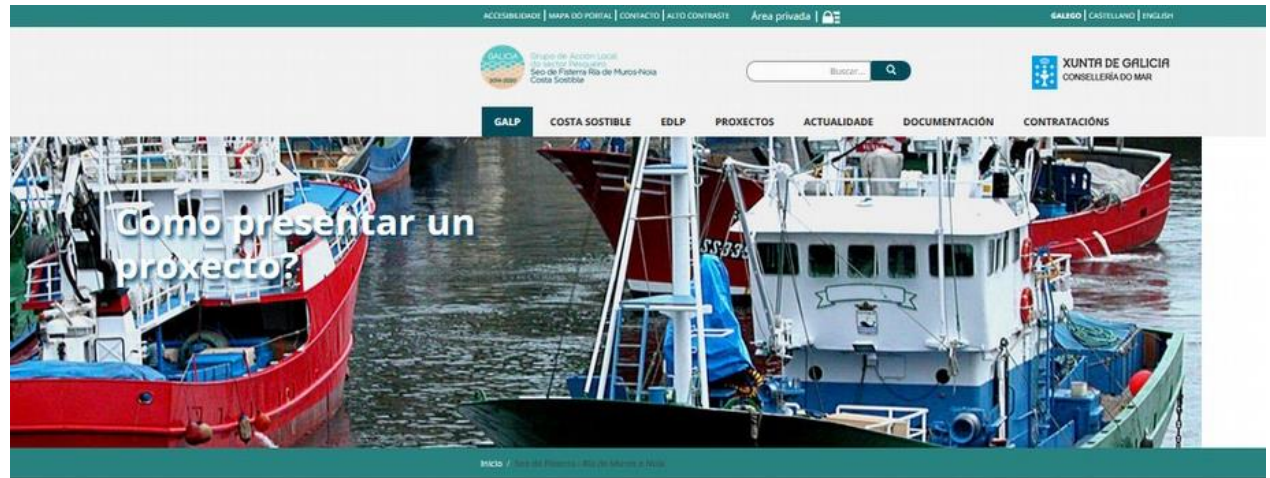
	2016	2017	2018	TOTAL
Aid granted	2	3	5	10
Total aid (€)	226.700,00	227.744,00	309.707,12	764.151,12



XUNTA DE GALICIA
CONSELLERÍA DO MAR



Unión Europea
Fondo Europeo
Marítimo e da Pesca
(FEMP)



website <https://galp.xunta.gal/>

Thank you for your attention

Actualidade

- A canteira artesanal chega a Nebra da man de días emprendedoras. As irmás Eva González Toje e Maika...
- workshop difusión edlp. O camiño novo é o de...
- O GALP COSTA SOSTIBLE APROBA SES PROXECTOS QUE PERMITIRAN CREAR QUINCE EMPREGOS NA RÍA DE MUROS-NOIA. Media illa de proxectos produtivos...
- PORTOS EN BUSCA EXPLOTAR OS SEUS TESOUROS PESQUEIROS E CULTURAIS. Día 2 e 3 de maio. A partir de día 12...

Proxecto Destacado

Centro de Visitantes Multifuncional do Xeodestino Ría Muros-Noia. Rehabilitación do edificio de O Calino...

Concellos:
Carnota, Cee, Corrubión, Dumbría, Fisterra, Muros, Noia, Ouzes, Porto do Son

Documentación Destacada

Documento proba 1

Axenda

MAIO

L	M	X	V	S	D
1	2	3	4	5	6
8	9	10	11	12	13
15	16	17	18	19	20
22	23	24	25	26	27
29	30	31			

As zonas pesqueiras

R. de Muros-Noia, Costa Sostible

Loita contra o fraude

Proxectos

- Centro de Visitantes Multifuncional do Xeodestino Ría Muros-Noia. Rehabilitación do edificio de O Calino...
- Plan Estratéxico de Turismo de Xeodestino da Ría Muros-Noia