



Special Eurobarometer 538

Climate Change

Report

Fieldwork: May – June 2023

This document does not represent the point of view of the European Commission. The interpretations and opinions contained in it are solely those of the authors.

Project title	Special Eurobarometer 538 Climate Change - Report
Language version	EN
Catalogue number	ML-03-23-358-EN-N
ISBN	978-92-68-05355-3
DOI	10.2834/653431



TABLE OF CONTENTS

INTRODUCTION	4
I. EUROPEAN PERCEPTIONS OF CLIMATE CHANGE	9
1. Perceptions of climate change as a global problem	10
2. Perceived seriousness of climate change	23
II. TAKING ACTION TO TACKLE CLIMATE CHANGE	26
1. Responsibility for tackling climate change	27
2. Personal action to tackle climate change	32
3. Types of individual action	35
III. ATTITUDES TO FIGHTING CLIMATE CHANGE AND THE TRANSITION TO CLEAN ENERGIES	43
1. Attitudes towards taking action on climate change	45
2. Attitudes towards reducing fossil fuel imports	48
3. Attitudes to public financial support for clean energies as opposed to fossil fuel subsidies	51
4. Attitudes to adapting to the adverse impacts of climate change	54
5. Attitudes to tackling climate change and environmental issues as a priority to improve public health	57
6. Attitudes on the trade-off between costs caused by climate change versus the costs of a green transition	60
IV. LOOKING TO THE FUTURE	63
1. Current national governments action to tackle climate change	64
2. Targets for renewable energy	67
3. Energy efficiency targets	73
4. A climate-neutral Europe by 2050	79
V. THE EU AND THE ENERGY CRISIS	82
1. EU's and Member States' response to the energy crisis in terms of green energy policy	83
2. EU's and Member States' actions to relieve the economic pressure	86
VI. EUROPEANS AND THEIR NATURAL ENVIRONMENT	92
1. Europeans' exposure to environmental and climate risks and threats	93
2. Europeans' access to nature and green spaces	96
CONCLUSION	99
Technical Specifications	T1
Questionnaire	QA1

INTRODUCTION



Special Eurobarometer 538

Climate change

With the European Green Deal, the European Union has committed to becoming the first climate-neutral continent. The EU is seeking to secure green economic growth, decoupled from resource use, leaving no person or place behind. The Green Deal was launched in 2020 with the commitment to cut net EU greenhouse emissions by at least 55% compared to 1990 levels by the year 2030, and to net zero by 2050. In June 2021 the European Climate Law was adopted, creating a legal obligation for EU countries to meet both goals.

Key to meeting these objectives is the adoption of a set of climate policy proposals known as the 'Fit for 55 package'. This all-of-society package includes rules on energy, transport, emissions trading and reductions, and land use and forestry. It comprises both new initiatives and revisions of existing legislation. To finance the transition to climate neutrality 30% of total EU expenditure will go towards climate-related projects until 2027¹.

The green transition needed to implement these reforms is critical to the long-term prosperity of the EU. The changing climate is already having a significant impact on the European economy and its citizens. The summer temperature in Europe in 2022 was the highest on record, with significant impacts on health. Across Europe, over 61,000 deaths were attributed heat-related causes that year². On the economic front in the last 40 years climate-related events have caused financial losses of more than €487 billion globally; the economic cost of river flooding and forest fires alone exceeds €7 billion per year on average³. The EU day for the victims of the global climate crisis was established on 15 July 2023 to commemorate those lost in climate-related disasters and raise awareness of the need to bolster our climate resilience against such events.

The green transition will provide wide-ranging benefits to citizens and future generations including, better and more affordable, public transport, a secure supply of cleaner energy, the restoration of biodiversity and cleaner air, and new future-proof jobs and skills training for the transition.⁴

This Special Eurobarometer is the latest in a series focusing on Europeans' attitudes to climate change, the latest being Special Eurobarometer 513 of March-April 2021⁵.

This latest edition of the report covers six main areas:

- Europeans' perceptions of the seriousness of climate change.
- Taking action on climate change: who has primary responsibility for tackling climate change, and the types of personal actions taken to help tackle climate change.
- Attitudes to actions to fight climate change and the transition to clean energy: including attitudes to taking action on climate change, support for reducing fossil fuel imports and providing public financial support for clean energy, cost implications of action vs inaction, and attitudes towards adaption to the adverse impacts of climate change.

- Looking to the future: whether national governments are doing enough to tackle climate change; whether national governments or the European Union should set targets for renewable energy; the importance of national governments and the EU taking action to improve energy efficiency; and support for the EU economy to become climate-neutral by 2050.
- The EU and the energy crisis: should the speed of the green transition be increased in light of the current energy crisis, and how the EU and national governments should respond to relieve the economic pressure caused by the energy crisis.
- Europeans' access to nature and green spaces
- Europeans' exposure to environmental and climate risks and threats

Where possible, results will be compared with those from previous surveys. However, care should be taken when making comparisons to the previous survey in 2021, due to methodological differences as a result of the Covid-19 pandemic. Specifically, a much higher proportion of respondents were interviewed online – rather than in person – for the 2021 edition due to the lockdown restrictions in place at the time.

This survey was carried out by the Kantar network in the 27 Member States of the European Union between 10 May and 5 June 2023.

¹ <https://www.consilium.europa.eu/en/policies/climate-change/>

² <https://www.nature.com/articles/s41591-023-02419-z>

³ <https://www.consilium.europa.eu/en/policies/climate-change/>

⁴ https://commission.europa.eu/strategy-and-policy/priorities-2019-2024/european-green-deal_en

⁵ Climate Change – July 2021 – Eurobarometer survey (europa.eu)

Special Eurobarometer 538

Climate change

Methodology used for this survey

This Special Eurobarometer 538 on Climate change was part of the Eurobarometer wave 99.3 and was conducted between 10 May and 5 June 2023. The methodology used was that of the Standard Eurobarometer surveys carried out by the Directorate-General for Communication ("Media monitoring and Eurobarometer" Unit)⁶. Interviews were conducted through face-to-face interviews, either physically in people's homes or through remote video interaction in the appropriate national language. Interviews with remote video interaction ("online face-to-face" or CAVI, Computer Assisted Video Interviewing) were conducted only in Czechia, Denmark, Malta, and Finland. A technical note concerning the interviews conducted by the member institutes of the Kantar network is annexed to this report. It also specifies the confidence intervals.

Throughout the report, results are compared to Special Eurobarometer 513 of 2021⁷. However, due to the impact of COVID-19, in some countries the methodology used in 2021 was the Computer-Assisted Web Interviewing (CAWI). The countries where the methodology differs completely compared to 2021 are Belgium, Czechia, Denmark, Estonia, Ireland, Latvia, Lithuania, Luxembourg, Portugal, Finland, Sweden. The countries where the methodology differs partially compared to 2021 are Greece, Malta, the Netherlands, Slovenia and Slovakia. Therefore, evolutions compared to 2021 should be interpreted with caution. When possible, results have been compared to Special Eurobarometer 490 of 2019⁸. The technical note annexed to this report also specifies the differences in methodologies between 2023 and 2021.

In accordance with the EU General Data Protection Regulation⁹ (GDPR), respondents were asked whether they would agree to be asked questions on issues that could be considered "sensitive".

We would like to thank the people across the European Union who have offered their time to take part in this survey.

Without their active participation, this study would not have been possible.

Note: In this report, EU countries are referred to by their official abbreviations. The abbreviations used in this report are:

Belgium	BE	Lithuania	LT
Bulgaria	BG	Luxembourg	LU
Czechia	CZ	Hungary	HU
Denmark	DK	Malta	MT
Germany	DE	The Netherlands	NL
Estonia	EE	Austria	AT
Ireland	IE	Poland	PL
Greece	EL	Portugal	PT
Spain	ES	Romania	RO
France	FR	Slovenia	SI
Croatia	HR	Slovakia	SK
Italy	IT	Finland	FI
Republic of Cyprus	CY *	Sweden	SE
Latvia	LV		

European Union – weighted average for the 27 Member States	EU27
BE, FR, IT, LU, DE, AT, ES, PT, IE, NL, FI, EL, EE, SI, CY, MT, SK, LV, LT	euro area
BG, CZ, DK, HR, HU, PL, RO, SE	Non-euro area

* Cyprus as a whole is one of the 27 European Union Member States. However, the *acquis communautaire* has been suspended in the part of the country not controlled by the government of the Republic of Cyprus. For practical reasons, only the interviews carried out in the part of the country controlled by the government of the Republic of Cyprus are included in the 'CY' category and in the EU27 average.

⁶ <https://www.europa.eu/eurobarometer>

⁷ Climate Change - July 2021 - - Eurobarometer survey (europa.eu)

⁸ Climate change - September 2019 - - Eurobarometer survey (europa.eu)

⁹ 2016/679

EXECUTIVE SUMMARY

Climate change ranks as the third most serious problem facing the world as a whole, and more than three quarters of Europeans think climate change is a very serious problem in its own right

- According to respondents, when selecting one option, the three most serious problems facing the world as a whole are poverty, hunger and lack of drinking water (20%), armed conflicts (19%) and climate change (17%).
- Climate change is considered the most serious problem facing the world by respondents in seven countries: Belgium, Denmark, Germany, Ireland, Malta, the Netherlands, Austria Finland and Sweden. It ranks among the top three in 16 of the 27 countries.
- When given the opportunity to mention more than one problem, 46% of respondents think climate change is a one of the most serious problems facing the world, ranking third behind poverty, hunger and lack of drinking water (58%) and armed conflicts (52%). More than one in five respondents in each Member State think climate change is one of the most serious problems facing the world.
- More than three quarters (77%) of all respondents think climate change is a very serious problem at this moment – ranking the seriousness of climate change between 7 and 10 on a scale to 10. This is the case for the majority of respondents in every Member State. In fact, 31% give it the maximum score of 10 indicating they think it is an extremely serious problem.

More than nine in ten Europeans have taken at least one action to help tackle climate change, although the majority think governments, business and industry are responsible in this area

- A majority of Europeans think that the European Union (56%), national governments (56%) and business and industry (53%) are responsible for tackling climate change. More than one third think that regional and local authorities are responsible (36%) or hold themselves personally responsible (35%), while 29% think environmental groups are responsible. Respondents could select multiple answers.
- More than six in ten (63%) say they have taken action to fight climate change in the last six months, and in 21 Member States the majority say they have taken action.
- More than nine in ten respondents have taken at least one action that would help tackle climate change, with at least eight in ten in each Member State taking at least one action.
- The only actions taken by at least half are trying to reduce waste and regularly separating it for recycling (70%) and trying to cut down on consumption of disposable items (53%). Both actions have declined since 2021.

- Almost four in ten (37%) say that when buying a new household appliance, lower energy consumption is an important factor in their choice. This result represents the second consecutive decline since 2019.
- Other actions taken by at least one in five are buying and eating less meat (31%), regularly using environmentally-friendly alternatives to their private car such as walking, cycling, taking public transport or car-sharing (28%) or buying and eating more organic food (28%).

A majority of Europeans agree that taking action on climate change can have benefits

- More than eight in ten respondents (84%) agree that tackling climate change and environmental issues should be a priority to improve public health (41% totally agree, 43% tend to agree).
- Almost eight in ten (78%) agree that more public financial support should be allocated to the transition for clean energies, even if it means subsidies to fossil fuels should be reduced (36% totally agree, 42% tend to agree).
- Three quarters of respondents (75%) agree that taking action on climate change will lead to innovation that will make EU companies more competitive (29% totally agree, 46% tend to agree).
- Almost as many (73%) agree that the cost of the damage caused by climate change is much higher than the cost of investing in a green transition (33% totally agree, 40% tend to agree).
- Seven in ten respondents (70%) agree that reducing fossil fuel imports from outside the EU can increase energy security and benefit the EU economically (27% totally agree, 43% tend to agree).
- More than six in ten (63%) agree that adapting to the adverse impacts of climate change can benefit citizens in the EU.

There is strong support for national governments and the EU to set renewable energy targets and take action to improve energy efficiency by 2030

- 67% of respondents think their national government is not doing enough to tackle climate change, a decline of eight percentage points since March-April 2021. Still, with exception to respondents in Finland, the majority in every Member State think their government is not doing enough.
- Almost nine in ten think it is important that their national government (87%) and the European Union (87%) take action to increase the amount of renewable energy used by 2030. In the case of the national government, this is the lowest ever level of support compared to previous surveys.
- More than eight in ten respondents think that it is important that their national government (86%) and the European Union

(85%) take action to improve energy efficiency by 2030 (e.g. by encouraging people to insulate their home, install solar panels or buy electric cars). Once again, in the case of the national government, this is the lowest ever level of support.

- Almost nine in ten (88%) agree with the statement that greenhouse gas emissions should be reduced to a minimum while offsetting the remaining emissions to make the EU economy climate neutral by 2050. At least seven in ten respondents in each Member State think this way.

The majority of Europeans think that the transition to a green economy should be sped up

- Considering energy price spikes and restrictions on gas supply due to the actions of Russia, 58% of respondents think the use of renewable energy sources should be accelerated, energy efficiency increased, and the transition to a green economy sped up. One quarter (25%) think the pace of transition should be maintained. 12% think that more fossil fuels should be used during the energy crisis and the transition to the green economy slowed down.
- Accelerating the roll-out of renewable energy sources in the EU to bring down the cost of energy and become more energy independent (29%) and taking economic measures to limit the price of energy bills for households such as taxing energy companies' profits and imposing energy price caps (29%) are the preferred measures to relieve the economic pressure caused by the energy crisis, and the only measures mentioned by at least one in four.

More than one third feel personally exposed to environmental and climate related risks and threats

- Almost four in ten (37%) say they are personally exposed to environmental and climate-related risks and threats (7% very exposed, 30% somewhat exposed). There is considerable variation at the national level, with the proportions who feel exposed ranging from 64% in Portugal to 9% in Finland.

I. EUROPEAN PERCEPTIONS OF CLIMATE CHANGE



The first chapter of this report explores whether Europeans consider climate change to be the most, or one of the most serious problems facing the world today. Europeans' perceptions of the seriousness of climate change are also discussed.

1. Perceptions of climate change as a global problem

Climate change ranks third among the single most serious problems facing the world as a whole

Respondents were given a list of 11 problems, and asked which they considered the most serious facing the world today.¹⁰ **Climate change ranks as the third most serious problem**, after 'poverty, hunger and lack of drinking water' and 'armed conflicts'.

One in five (20%) mention **poverty, hunger and lack of drinking water**, an increase of three percentage points since March-April 2021 and an increase in rank from second to first position.

Almost as many respondents mention **armed conflicts** (19%, +15 percentage points). This problem has moved from 8th position in the previous survey to second place in the current wave¹¹. This likely reflects the outbreak of war following Russia's invasion of Ukraine in February 2022.

Almost one in five (17%, -1 pp) think **climate change** is the single most serious problem. It now ranks third after ranking first in 2021.

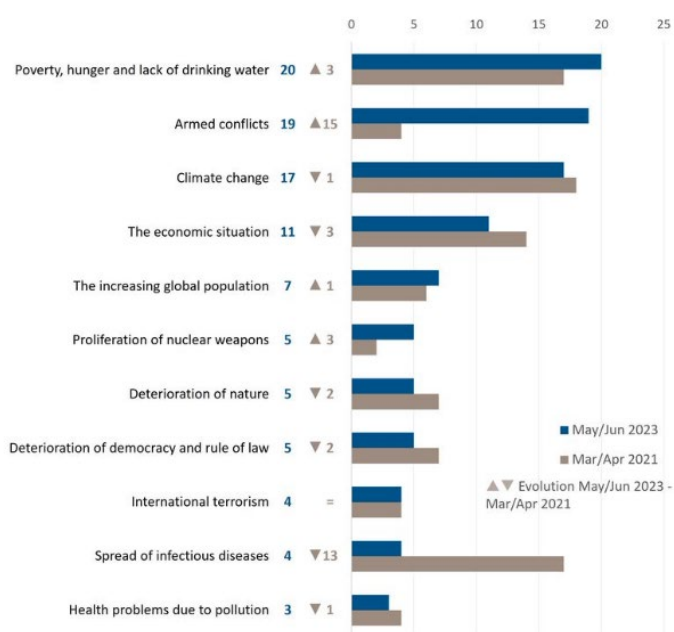
The **economic situation** maintains fourth position (11%, -3 pp) and is the only other problem mentioned by at least one in ten respondents. The **increasing global population** has risen from seventh to fifth position (7%, +1 pp).

Other problems are mentioned by no more than one in twenty: the **proliferation of nuclear weapons** (5%, +3), the **deterioration of nature** (5%, -2pp), the **deterioration of democracy and rule of law** (5%, -2 pp), **international terrorism** (4%, no change), the **spread of infectious diseases** (4%, -13 pp) and **health problems due to pollution** (3%, -1 pp).

It is worth noting a considerable decline in the mentions of the **spread of infectious diseases** (-13 pp), dropping from third to ninth position¹².

Overall, more than one in five (22%) respondents select either **climate change** or the **deterioration of nature** as the single most serious problem facing the world as a whole.

QC1a Which of the following do you consider to be the single most serious problem facing the world as a whole? (% - EU27)



¹⁰ QC1a. Which of the following do you consider to be the single most serious problem facing the world as a whole?

¹¹ On 24 February 2022, in between fieldwork for the 2021 and 2023 waves of this survey, Russia invaded Ukraine, and its war of aggression is ongoing.

¹² The previous survey was conducted approximately one year into the Covid-19 pandemic

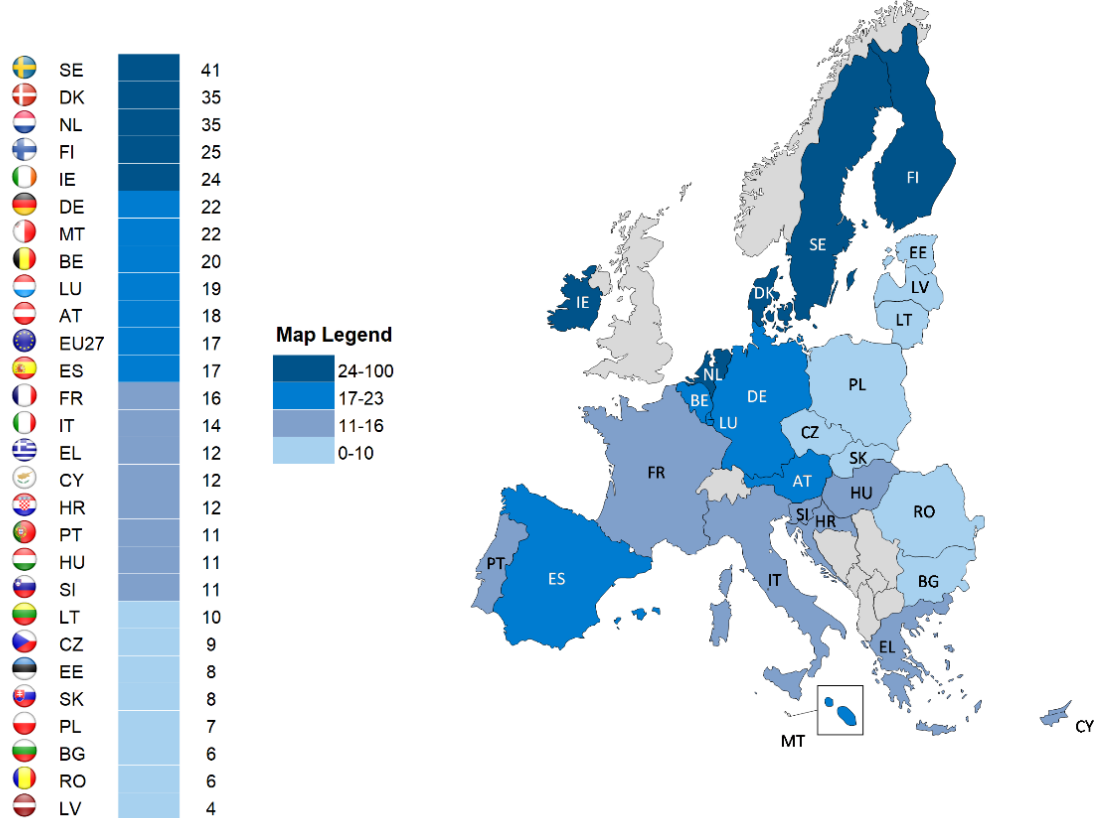
Special Eurobarometer 538

Climate change

There is considerable geographic variation in the proportion of respondents who consider climate change to be the most serious problem facing the world. This opinion is most widely held in Sweden (41%), Denmark and the Netherlands (35%), and least widespread in Latvia (4%), Romania and Bulgaria (6% each).

As the map illustrates, respondents living in the northern and western part of the EU are generally the most likely to consider climate change to be the single most serious problem, while those in eastern areas are generally the least likely to think this way.

QC1a Which of the following do you consider to be the single most serious problem facing the world as a whole?
(% - Climate change)



Special Eurobarometer 538

Climate change

The national results show that **poverty, hunger and lack of drinking water** is considered the most serious problem facing the world in eight countries, particularly in Luxembourg (30%), Greece and Spain (both 29%), and France and Portugal (both 27%). In contrast, this is considered the most serious problem for only 12% in Malta and Latvia, and 13% in Poland, Romania and Italy. Poverty, hunger and lack of drinking water ranks in the top three in 25 of the 27 EU Member States overall.

Poverty, hunger and lack of drinking water and **climate change** share first position in Belgium (both 20%) and Austria (both 18%), while in Hungary **poverty, hunger and lack of drinking water** shares first position with **armed conflicts** (both 17%).

Armed conflicts are also the most serious problem for respondents in nine countries, including Poland (37%) and Estonia (33%), as well as Latvia and Czechia (both 28%). They are least likely to be mentioned as a serious problem by those in Greece (6%), the Netherlands (8%) and Sweden (11%). Armed conflicts are amongst the three most mentioned problems in 23 Member States.

Climate change is the only other problem that ranks first in any country, and is the most mentioned problem in seven countries, including Sweden (41%), the Netherlands and Denmark (both 35%). In contrast, 4% of respondents in Latvia, 6% in Bulgaria and 7% in Poland think this is the most serious problem. Climate change ranks in the top three in 16 countries overall.

Six other problems appear in the top three in at least one country:

- **The economic situation** is considered to be the second or third most serious problem in 17 countries, including Greece (26%), Portugal (24%) and Italy (20%). It is least likely to be mentioned as a serious problem in Sweden (2%), the Netherlands (3%) and Finland (4%).
- **The increasing global population** ranks third in the Netherlands (16%). It is also mentioned by at least one in ten respondents in Finland (12%), Germany (11%) and Denmark (10%).
- **The proliferation of nuclear weapons** ranks second in Lithuania (14%).
- The **deterioration of nature** is the third most mentioned problem in Slovenia (15%) and Hungary (11%).
- The **deterioration of democracy and the rule of law** is the third most mentioned problem in Sweden (12%).
- **International terrorism** is the third most mentioned problem in Malta (14%).

QC1a Which of the following do you consider to be the single most serious problem facing the world as a whole?

(%)



	EU27	BE	BG	CZ	DK	DE	EE	IE	EL	ES	FR	HR	IT	CY	LV	LT	LU	HU	MT	NL	AT	PL	PT	RO	SI	SK	FI	SE
Poverty, hunger and lack of drinking water	20	20	16	14	14	18	10	20	29	29	28	21	13	27	12	14	30	17	12	17	18	13	28	13	19	21	14	15
Armed conflicts	19	15	26	28	20	21	33	17	6	14	10	18	23	16	28	26	13	17	16	8	17	37	15	18	17	22	19	11
Climate change	17	20	6	9	35	22	8	24	12	17	16	12	14	12	4	10	19	11	22	35	18	7	11	6	11	8	25	41
The economic situation	11	9	17	10	6	8	16	10	26	16	6	12	20	17	15	13	5	12	9	3	11	9	24	16	7	13	4	2
The increasing global population	7	8	3	9	10	11	5	6	4	3	6	3	3	1	4	4	9	9	4	16	7	5	3	6	6	5	12	6
Proliferation of nuclear weapons	5	6	6	5	2	3	4	5	4	4	4	9	5	6	9	14	3	7	7	2	4	6	3	8	8	7	6	4
Deterioration of nature	5	5	5	6	2	3	8	2	3	4	9	5	5	8	4	6	5	11	6	4	8	3	5	5	15	6	8	4
Deterioration of democracy and rule of law	5	5	5	4	5	7	3	3	5	6	7	3	3	2	4	2	6	3	6	8	5	2	2	9	5	5	6	12
International terrorism	4	6	4	5	2	4	5	5	3	2	8	5	3	4	6	2	4	2	14	3	3	7	2	5	5	5	2	2
Spread of infectious diseases	4	3	6	5	2	1	5	3	6	2	2	5	6	4	8	4	3	7	1	1	4	7	2	8	3	5	2	2
Health problems due to pollution	3	3	5	2	2	1	3	4	2	2	3	7	4	3	5	4	3	4	3	1	3	4	4	5	4	3	1	1
Other (SPONTANEOUS)	0	0	0	0	0	1	0	1	0	1	0	0	0	0	1	0	0	0	0	1	1	0	0	1	0	0	1	0
None (SPONTANEOUS)	0	0	0	0	0	0	0	0	0	0	0	0	0	0	0	0	0	0	0	0	0	0	0	0	0	0	0	0
Don't know	0	0	1	3	0	0	0	0	0	0	1	0	1	0	0	1	0	0	0	1	1	0	1	0	0	0	0	0

1st MOST FREQUENTLY MENTIONED ITEM

2nd MOST FREQUENTLY MENTIONED ITEM

3rd MOST FREQUENTLY MENTIONED ITEM

Special Eurobarometer 538

Climate change

Since March-April 2021, the most notable changes at the EU level are that respondents are considerably less likely to say the most serious problem is the spread of infectious diseases (-13 percentage points), and considerably more likely to mention armed conflicts (+15 pp). These changes are also reflected in the national level results¹³.

In every Member State, respondents are now much less likely to consider the **spread of infectious diseases** as the single most serious problem facing the world, and in seven countries the change is at least 20 percentage points: Bulgaria (6%, -30 pp), Italy (6%, -28 pp), Malta (1%, -28 pp), Hungary (7%, -27 pp), Croatia and Estonia (5% each, -24 pp each) and Slovakia (5%, -22 pp).





















Armed conflicts are now more likely to be considered the most serious problem by respondents in every country, and in five countries the increase is at least 20 percentage points: Poland (37%, +28 pp), Estonia (33%, +28 pp), Bulgaria (26%, +23 pp), Czechia (28%, +21 pp) and Italy (23%, +21 pp).

Although the increases are smaller, it is worth noting that in each country respondents are now more likely to consider the **proliferation of nuclear weapons** as the most serious problem, and this is particularly the case in Lithuania (14%, +11 pp).

Other notable changes since March-April 2021 include:

- Respondents in Portugal are now less likely to mention **climate change** (11%, -11 pp) or the **deterioration of democracy and rule of law** (2%, -12 pp)
- Those in Portugal (24%, +10 pp) are now more likely to consider the **economic situation** to be the most serious problem, while respondents in Italy (20%, -11 pp) and Spain (16%, -10 pp) are now less likely to do so.
- Respondents in Greece (29%, +11 pp) are now more likely to consider **poverty, hunger and lack of drinking water** as the most serious problem.

QC1a Which of the following do you consider to be the single most serious problem facing the world as a whole? (%)

																													
Climate change	May/Jun 2023	17	14	12	11	22	18	12	6	17	12	35	35	11	25	6	16	41	9	10	22	7	8	20	19	8	4	24	11
	Δ Mar/Apr 2021	▼1	▲7	▲3	▲3	▲3	▲3	▲2	▲1	▲1	▲1	▲1	=	=	=	▼1	▼2	▼2	▼3	▼3	▼4	▼4	▼4	▼5	▼5	▼6	▼6	▼7	▼11
International terrorism	May/Jun 2023	4	3	5	2	14	3	3	4	2	4	3	2	5	2	5	8	2	5	2	4	7	5	6	4	5	6	5	2
	Δ Mar/Apr 2021	=	▲1	▲2	▼1	▲12	▼1	▲1	▲1	▲1	▼1	=	▼4	▲2	▼6	▲2	=	▼5	▼4	▼3	▲1	▲2	▲1	▲3	▼1	▲2	▲1	▲3	=
Poverty, hunger and lack of drinking water	May/Jun 2023	20	13	21	17	12	18	29	16	29	27	17	14	19	14	13	28	15	14	14	18	13	21	20	30	10	12	20	28
	Δ Mar/Apr 2021	▲3	▲5	▲4	▲2	▲2	▲3	▲11	▲1	▲6	▲6	▲1	▲6	▲1	▲5	▼6	▲3	▲5	▲4	▲5	=	▲1	▲6	▲3	▲9	▲3	▲4	▲4	▲5
Spread of infectious diseases	May/Jun 2023	4	6	5	7	1	4	6	6	2	4	1	2	3	2	8	2	2	5	4	1	7	5	3	3	5	8	3	2
	Δ Mar/Apr 2021	▼13	▼28	▼24	▼27	▼28	▼17	▼8	▼30	▼13	▼7	▼5	▼13	▼10	▼6	▼15	▼6	▼2	▼10	▼18	▼9	▼15	▼22	▼5	▼4	▼24	▼6	▼16	▼6
The economic situation	May/Jun 2023	11	20	12	12	9	11	26	17	16	17	3	6	7	4	16	6	2	10	13	8	9	13	9	5	16	15	10	24
	Δ Mar/Apr 2021	▼3	▼11	▼6	=	=	▲1	▼2	▼1	▼10	▼3	=	=	▼2	▲1	▼1	▼4	=	▲3	▲1	▲2	▼4	▲1	▲1	▼2	▲5	▼1	▲4	▲10
Health problems due to pollution	May/Jun 2023	3	4	7	4	3	3	2	5	2	3	1	2	4	1	5	3	1	2	4	1	4	3	3	3	3	5	4	4
	Δ Mar/Apr 2021	▼1	▼2	▲2	▼4	▼7	▼3	▼1	▼1	▼1	▼1	▼3	=	▼3	▼1	▼2	▼2	=	▲1	=	▼2	▼4	▼3	▲1	▲1	▲2	=	▲3	▲1
Proliferation of nuclear weapons	May/Jun 2023	5	5	9	7	7	4	4	6	4	6	2	2	8	6	8	4	4	5	14	3	6	7	6	3	4	9	5	3
	Δ Mar/Apr 2021	▲3	▲3	▲7	▲6	▲6	▲1	▲2	▲5	▲4	▲4	▲2	▲1	▲6	▲5	▲6	▲2	▲3	▲3	▲11	▲1	▲1	▲5	▲5	▲2	▲3	▲5	▲3	▲3
Armed conflicts	May/Jun 2023	19	23	18	17	16	17	6	26	14	16	8	20	17	19	18	10	11	28	26	21	37	22	15	13	33	28	17	15
	Δ Mar/Apr 2021	▲15	▲21	▲15	▲16	▲15	▲12	▲2	▲23	▲11	▲7	▲4	▲17	▲15	▲16	▲14	▲7	▲7	▲21	▲16	▲14	▲28	▲17	▲11	▲10	▲28	▲14	▲14	▲12
The increasing global population	May/Jun 2023	7	3	3	9	4	7	4	3	3	1	16	10	6	12	6	6	6	9	4	11	5	5	8	9	5	4	6	3
	Δ Mar/Apr 2021	▲1	▲1	=	▲3	▲1	▲1	▲1	=	▲1	=	▼1	▼3	▲1	▼8	▲2	▲2	▼5	▼3	=	▲3	▲2	▲2	▼4	▼1	▼5	▼3	▲1	=
Deterioration of nature	May/Jun 2023	5	5	5	11	6	8	3	5	4	8	4	2	15	8	5	9	4	6	6	3	3	6	5	5	8	4	2	5
	Δ Mar/Apr 2021	▼2	▲2	▼1	▲3	▼3	▲1	▼5	▼1	▼1	▼1	=	▼1	▼1	▼4	▼2	=	=	▼8	▼3	▼5	▼2	▼1	▼3	▼5	▼1	▼5	▼4	▼3
Deterioration of democracy and rule of law	May/Jun 2023	5	3	3	3	6	5	5	5	6	2	8	5	5	6	9	7	12	4	2	7	2	5	5	6	3	4	3	2
	Δ Mar/Apr 2021	▼2	=	▼2	▼1	▼1	▼3	▼3	▲1	▲1	▼5	=	▼3	▼7	▼3	▲3	▼1	▼1	▼7	▼7	▼1	▼5	▼1	▼7	▼4	▼7	▼4	▼7	▼12
Other (SPONTANEOUS)	May/Jun 2023	0	0	0	0	0	1	0	0	1	0	1	0	0	1	1	0	0	0	0	1	0	0	0	0	0	0	1	0
	Δ Mar/Apr 2021	=	=	=	=	=	▲1	=	=	▲1	=	=	=	=	▼1	▲1	▲1	=	=	=	=	=	▼1	=	=	=	▲1	▲1	=
None (SPONTANEOUS)	May/Jun 2023	0	0	0	0	0	0	0	0	0	0	0	0	0	0	0	0	0	0	0	0	0	0	0	0	0	0	0	0
	Δ Mar/Apr 2021	=	=	=	=	=	=	=	=	=	=	=	=	=	=	=	=	=	=	=	=	=	=	=	=	=	=	=	=
Don't know	May/Jun 2023	0	1	0	0	0	1	0	1	0	0	1	0	0	0	0	1	0	3	1	0	0	0	0	0	0	0	0	1
	Δ Mar/Apr 2021	=	▲1	=	=	=	▲1	=	▲1	▼1	=	▲1	=	▼1	=	▼1	▲1	=	▲3	▲1	=	=	=	=	=	=	=	=	▲1

¹³ On 24 February 2022, in between fieldwork for the 2021 and 2023 waves of this survey, Russia invaded Ukraine, and its war of aggression is ongoing. The 2021 survey was conducted approximately one year into the Covid-19 pandemic.

The **socio-demographic analysis** for the single most serious problem facing the world illustrates the following:

- **Poverty, hunger and lack of drinking water** is more likely to be mentioned by women than by men (22% vs 17%).
- The younger the respondent, the more likely they are to mention **climate change**, and the less likely they are to mention **armed conflicts**. For example, 24% of 15-24 year olds think climate change is the most serious problem facing the world, compared to 14% of those aged 55+.
- The longer a respondent remained in education, the more likely they are to mention **climate change**, and the less likely they are to mention **poverty, hunger and lack of drinking water** or **armed conflicts**. For instance, 21% of those who completed education aged 20+ think climate change is the most serious problem, compared to 10% of those who completed education aged 15 or younger.
- Students (30%) are more likely than those in other socio-occupation groups, and particularly housepersons (8%), to mention **climate change**. Retired persons are the most likely to mention **armed conflicts**, particularly compared to students (22% vs 14%), while housepersons and the unemployed (24% each) are more likely than those in other groups to mention **poverty, hunger and a lack of drinking water**.
- The fewer difficulties a respondent experiences paying bills, the more likely they are to mention **armed conflicts** and **climate change** and the less likely they are to mention **poverty, hunger and a lack of drinking water** and **the economic situation**. For example, 19% who never or almost never experience difficulties paying bills mention climate change, compared to 10% of those who have difficulties most of the time.
- The higher up the social ladder a respondent places themselves, the more likely they are to think **climate change** is the most serious problem, and the less likely they are to mention **poverty, hunger and a lack of drinking water**. For instance, 23% of those who consider they belong to the upper class mention climate change, compared to 12% of those who consider themselves as part of the working class.







Finally, respondents who have taken personal action to fight climate change are more likely to say climate change is the most serious problem than those who have not acted (20% vs 11%).¹⁴

¹⁴ For full analysis of the results on taking action see section 2 of Chapter 2.

Special Eurobarometer 538

Climate change

QC1a Which of the following do you consider to be the single most serious problem facing the world as a whole?
(% - EU)

	Climate change	International terrorism	Poverty, hunger and lack of drinking water	Spread of infectious diseases	The economic situation	Health problems due to pollution	Proliferation of nuclear weapons	Armed conflicts	The increasing global population	Deterioration of nature	Deterioration of democracy and rule of law
EU27	17	4	20	4	11	3	5	19	7	5	5
 Gender											
Man	18	4	17	3	12	3	5	19	8	5	6
Woman	16	5	22	4	11	3	5	19	5	5	5
 Age											
15-24	24	4	20	3	12	2	4	16	5	6	4
25-39	18	4	20	4	13	3	4	17	7	5	5
40-54	17	4	19	4	12	2	4	19	7	5	7
55 +	14	5	20	4	11	3	5	21	7	4	5
 Education (End of)											
15-	10	4	25	4	13	3	5	22	4	4	4
16-19	13	5	20	4	13	3	5	20	7	5	5
20+	21	4	18	3	10	2	4	18	8	5	7
Still studying	30	3	18	2	11	1	4	14	5	6	5
 Socio-professional category											
Self- employed	16	3	16	5	15	3	5	19	6	5	7
Managers	23	3	19	2	10	2	4	17	9	4	6
Other white collars	16	4	18	4	13	3	3	21	7	5	6
Manual workers	14	5	21	4	11	3	5	18	8	5	6
House persons	8	4	24	5	16	5	5	19	4	3	6
Unemployed	15	4	24	3	16	4	4	15	5	5	5
Retired	14	5	20	4	9	3	6	22	6	5	5
Students	30	3	18	2	11	1	4	14	5	6	5
 Difficulties paying bills											
Most of the time	10	6	24	4	15	4	5	15	6	6	5
From time to time	13	4	19	4	16	3	5	17	6	6	6
Almost never/ Never	19	4	19	3	10	2	5	20	7	5	6
 Consider belonging to											
The working class	12	5	24	4	12	3	4	20	6	5	4
The lower middle class	15	4	21	3	11	2	5	22	6	4	6
The middle class	18	4	18	4	12	3	5	18	7	5	6
The upper middle class	28	2	15	2	10	2	4	16	10	5	6
The upper class	23	7	13	4	8	1	6	21	9	5	3
Has taken action to fight climate change											
Yes	20	4	20	3	10	3	4	17	7	5	6
No	11	6	18	5	14	3	5	21	6	5	5

Special Eurobarometer 538

Climate change

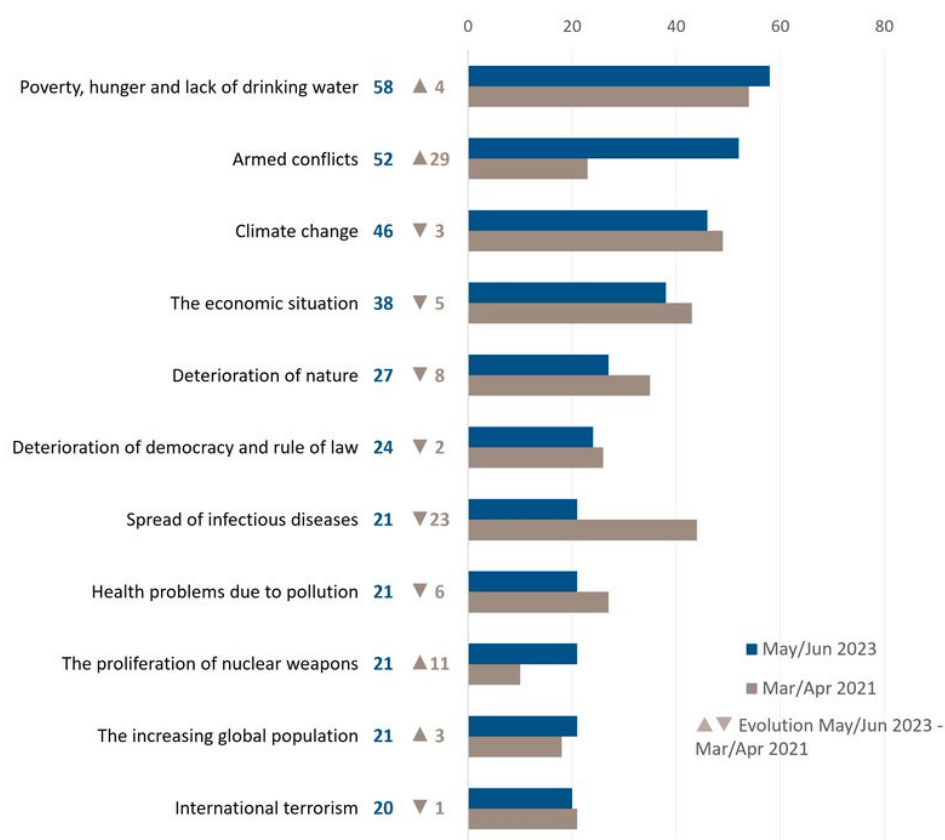
In a subsequent question, respondents were able to nominate up to three additional serious problems from the same list¹⁵. The result presented below combine the results of both questions. Considering all respondents' answers, the top four ranked problems remain the same. Almost six in ten (58%, +4 percentage points) think **poverty, hunger and lack of drinking water** is one of the most serious problems, while 52% say this about **armed conflicts** – an increase of 29 percentage points since March-April 2021. These are the only problems considered serious by at least half of all respondents.

More than four in ten (46%, -3 pp) say **climate change** is a serious problem, while 38% (-5 pp) mention the **economic situation** and 27% (-8 pp) the **deterioration of nature**.

All the other problems are mentioned by at least one in five: the **deterioration of democracy and rule of law** (24%, -2 pp), the **spread of infectious diseases** (21%, -23 pp), **health problems due to pollution** (21%, -6 pp), the **proliferation of nuclear weapons** (21%, +11 pp), the **increasing world population** (21%, 3 pp) and **international terrorism** (20%, -1 pp).

Compared to March-April 2021, respondents are now much less likely to mention the spread of infectious diseases, but much more likely to mention armed conflicts and the proliferation of nuclear weapons.

QC1T Which of the following do you consider to be the single most serious problem facing the world as a whole? (% - EU27)



¹⁵ QC1T. Which of the following do you consider to be the single most serious problem facing the world as a whole?

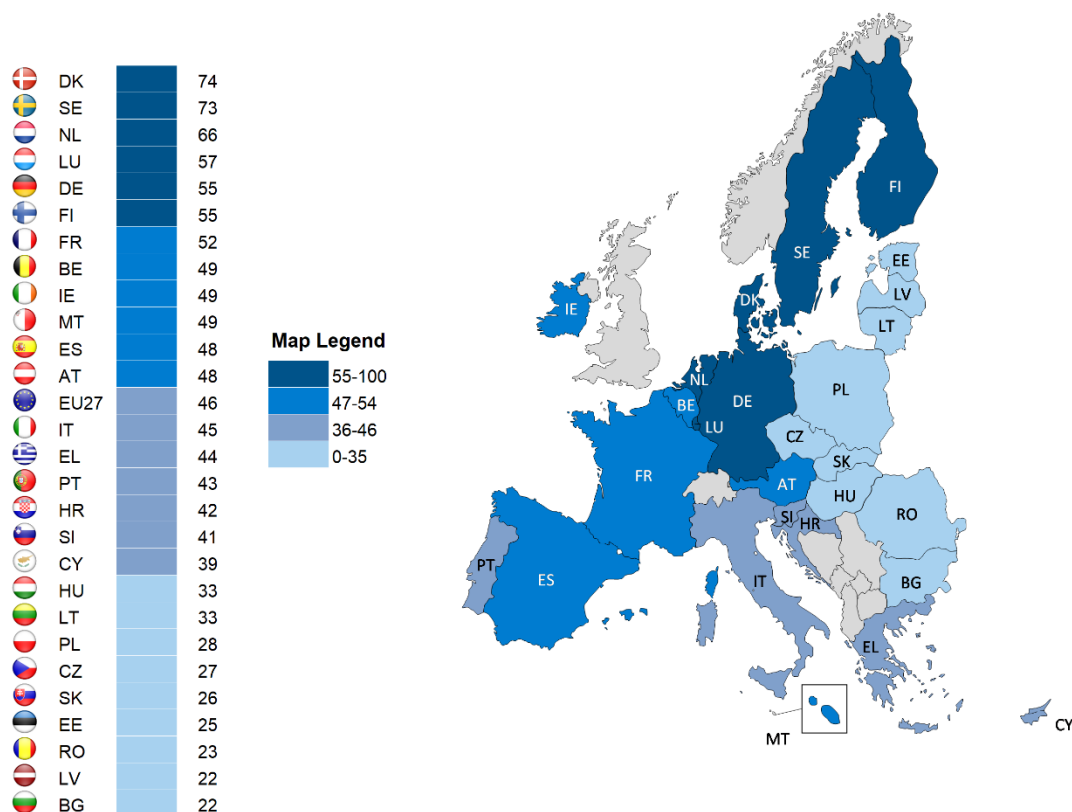
Special Eurobarometer 538

Climate change

The national results show that more than one in five respondents in each country think climate change is one of the most serious problems facing the world. Proportions range from 74% in Denmark, 73% in Sweden and 66% in the Netherlands to 22% of respondents in Latvia and Bulgaria and 23% in Romania.

The map illustrates that respondents who think climate change is one of the most serious problems are more likely to be found in northern and western areas of the EU.

QC1T Which of the following do you consider to be the single most serious problem facing the world as a whole?
(% - Climate change)



Special Eurobarometer 538

Climate change

Three problems rank first at a national level. In 16 countries **poverty, hunger and a lack of drinking water** is the most mentioned problem, with proportions ranging from 70% of respondents in Greece and 69% in Spain and Luxembourg to 51% in Ireland and Malta. **Armed conflict** is the most mentioned in eight countries including Estonia (66%). In Finland poverty, hunger and armed conflict rank equal first (both 56%). **Climate change** is the most mentioned problem in Denmark (74%) and Sweden (73%).

The national results for the combined responses show that **poverty, hunger and lack of drinking water** is considered a serious problem by more than one third in each country. Proportions range from 71% in Sweden, 70% in Greece and 69% in Spain and Luxembourg to 35% in Latvia and 41% in Estonia and Romania. Poverty, hunger and lack of drinking water ranks in the top three in 26 Member States.

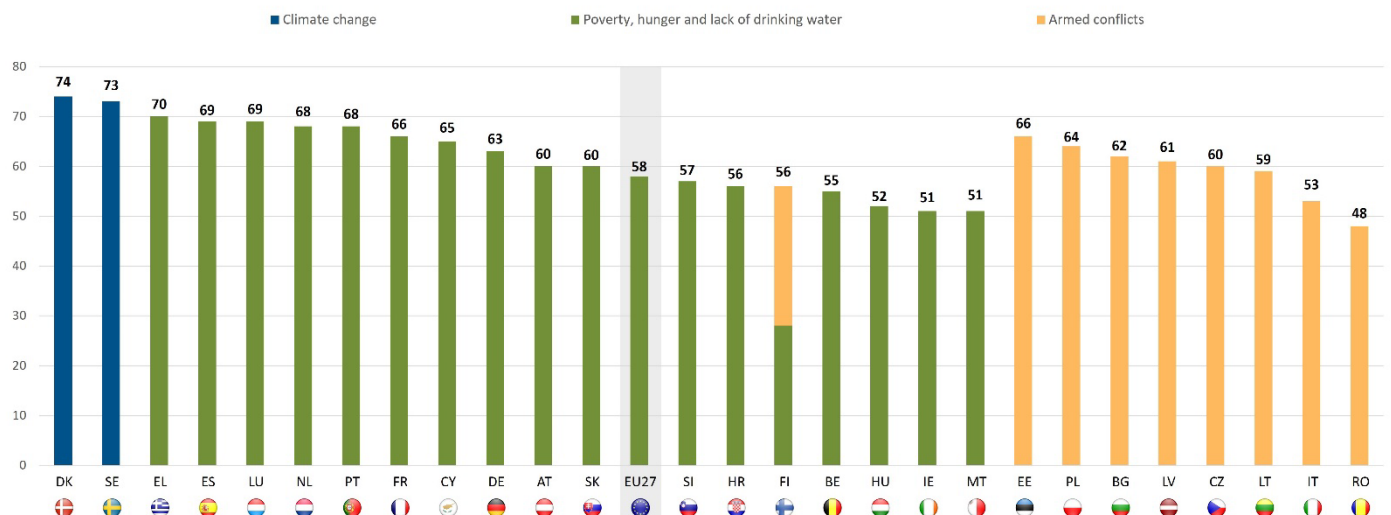
Armed conflicts are one of the three most mentioned problems in 25 Member States. Proportions range from 66% in Estonia, 64% in Poland and 62% in Bulgaria to 38% of respondents in Greece, 40% in Malta and 41% in Portugal.

Climate change is the only other problem that ranks first in any country. It is mentioned by more than one in five respondents in each Member State. Those in Denmark (74%), Sweden (73%) and the Netherlands (66%) are the most likely to think climate change is one of the most serious problems, compared to 22% in Latvia and Bulgaria and 23% in Romania who think the same way. Climate change is one of the three most mentioned problems in 15 countries.

Four other problems appear in the top three in at least one country:

- **The economic situation** ranks second or third in 13 countries. Across all Member States the proportion who consider this a serious problem varies from 64% in Greece, 59% in Portugal and 56% in Cyprus to 14% in the Netherlands, 17% in Sweden and 20% in Finland.
- The **deterioration of nature** is the second most mentioned problem in Slovenia (49%) and the third most mentioned in Hungary (41%) and Finland (38%). It is also widely mentioned in Austria (39%), but least likely to be mentioned by those in Ireland (14%), Poland (18%) and Latvia (19%).
- The **deterioration of democracy and the rule of law** is the third most mentioned item in Sweden (56%, shared with armed conflicts). Sweden is the only country where at least four in ten mention this as a serious problem for the world, followed by 37% in the Netherlands and 34% in Germany. In contrast, 11% in Lithuania and 12% in Cyprus mention this.
- **The proliferation of nuclear weapons** is the third most mentioned item in Lithuania (41%), and Lithuania is the only country where more than one third mention this issue.

QC1T: Which of the following do you consider to be the single most serious problem facing the world as a whole?
(% - The most mentioned answer by country)



Special Eurobarometer 538

Climate change

QC1T Which of the following do you consider to be the single most serious problem facing the world as a whole?
(%)



Poverty, hunger and lack of drinking water	58	55	51	49	61	63	41	51	70	69	66	56	43	65	35	44	69	52	51	68	60	43	68	41	57	60	56	71
Armed conflicts	52	50	62	60	54	59	66	45	38	51	43	47	53	47	61	59	47	44	40	45	53	64	41	48	46	57	56	56
Climate change	46	49	22	27	74	55	25	49	44	48	52	42	45	39	22	33	57	33	49	66	48	28	43	23	41	26	55	73
The economic situation	38	28	48	36	27	30	47	40	64	53	29	37	52	56	46	39	27	40	40	14	41	33	59	47	26	43	20	17
Deterioration of nature	27	28	28	28	20	23	35	14	26	26	38	30	23	35	19	28	33	41	25	33	39	18	27	24	49	31	38	23
Deterioration of democracy and rule of law	24	22	20	19	26	34	16	20	27	18	21	19	17	12	15	11	24	17	20	37	25	15	17	26	16	23	29	56
The proliferation of nuclear weapons	21	24	26	26	18	20	17	21	26	16	15	31	26	21	31	41	17	23	33	15	21	26	19	25	27	28	22	19
The increasing global population	21	28	13	30	33	31	22	21	15	13	19	15	13	9	12	13	21	29	18	41	28	17	11	17	20	17	34	23
Health problems due to pollution	21	22	23	11	23	15	15	27	23	19	26	30	25	18	22	22	23	27	27	20	21	17	25	21	22	23	15	16
Spread of infectious diseases	21	20	34	23	14	12	27	25	36	20	14	29	32	29	30	29	16	31	18	11	16	27	19	30	18	27	18	14
International terrorism	20	26	24	22	17	18	22	27	16	12	28	19	18	19	24	20	21	13	39	23	17	28	17	23	25	18	19	15
Other (SPONTANEOUS)	0	0	0	0	0	1	1	1	1	1	0	0	0	0	1	1	0	0	0	1	2	0	0	1	1	0	1	0
None (SPONTANEOUS)	0	0	0	0	0	0	0	0	0	0	0	0	0	0	1	0	0	0	0	0	0	0	0	0	1	0	0	0
Don't know	0	0	1	3	0	0	1	0	0	0	0	0	1	0	0	1	0	0	0	1	1	0	1	0	0	0	0	0

1st MOST FREQUENTLY MENTIONED ITEM

2nd MOST FREQUENTLY MENTIONED ITEM

3rd MOST FREQUENTLY MENTIONED ITEM

Special Eurobarometer 538

Climate change

At the EU level, mentions of three problems have changed notably since March-April 2021: armed conflict (+29 percentage points), the proliferation of nuclear weapons (+11 pp) and the spread of infectious diseases (-23 pp). These changes are also reflected at the national level¹⁶.

In every Member State there has been a considerable increase in mentions of **armed conflict** as a serious problem. In fact, in 13 Member States the increase is at least 30 percentage points, with the largest observed in Bulgaria (62%, +43 pp), Italy (53%, +38 pp) and Finland (56%, +36 pp).

There has also been an increase in mentions of **the proliferation of nuclear weapons** in every country, with the largest observed amongst respondents in Malta (33%, +26 pp), Lithuania (41%, +23 pp), Croatia (31%, +18 pp) and Slovenia (27%, +18 pp).

In contrast, mentions of the **spread of infectious diseases** have decreased in all 27 Member States, with the largest amongst respondents in Malta (18%, -46 pp), Italy (32%, -38 pp), Bulgaria (34%, -32 pp) and Austria (16%, -32 pp).

Although there has been relatively little change in the mentions of **climate change** at the EU level, this masks considerable variation at the national level. Mentions have declined in 19 countries and in nine countries the declines are at least ten percentage points, with the largest observed in Portugal (43%, -20 pp), Estonia (25%, -19 pp) and Ireland (49%, -17 pp). In contrast, mentions of climate change have increased slightly in seven countries (1-4 pp), and there has been no change in Spain (48%).

There are six other problems where there have been national-level changes of at least ten percentage points since March-April 2021.

- The proportion of respondents mentioning **poverty, hunger and lack of drinking water** has increased in 22 countries including Sweden (71%, +14 pp), Denmark (61%, +12 pp), Slovakia (60%, +11 pp), Finland (56%, +11 pp) and Austria (60%, +10 pp). Mentions have declined in three countries including Romania (41%, -12 pp) and have remained unchanged in Cyprus (65%) and Latvia (35%).
- Mentions of **the economic situation** have increased in eight countries including Portugal (59%, +16 pp), but have declined in 17 countries, most notably in Italy (52%, -19 pp), Croatia (37%, -17 pp), Spain (53%, -12 pp) and Slovenia (26%, -10 pp). There has been no change in Slovakia (43%) and Finland (20%).
- The proportion mentioning **health problems due to pollution** has declined in 19 countries including Malta (27%, -16 pp), Romania (21%, -16 pp), Poland (17%, -13 pp), Italy (25%, -12 pp) and Germany (15%, -10 pp). In contrast, mentions have increased in four countries including Ireland (27%, +10 pp) and remained stable in four countries.
- **International terrorism** is now less likely to be mentioned by respondents in 18 countries including Sweden (15%, -20 pp), Denmark (17%, -18 pp), Czechia (22%, -16) and Finland (19%, -15 pp). Mentions have increased in the remaining nine countries including Malta (39%, +21 pp) and Ireland (27%, +10 pp).
- Mentions of the **deterioration of nature** have declined in 25 Member States. In nine countries the decline is at least ten percentage points, and in two countries the decline is at least 20 points: Czechia (28%, -21 pp) and Ireland (14%, -20 pp). In contrast, mentions have increased in Austria (39%, +4 pp) and Hungary (41%, +1 pp).
- In 20 countries **deterioration of democracy and rule of law** is now less likely to be mentioned than it was in 2021. In 11 countries the decline is at least ten points, with the largest seen in Portugal (17%, -22 pp) and Ireland (20%, -21 pp). Mentions increased in six countries including Sweden (56%, +5 pp), and remained unchanged in France (21%).

¹⁶ On 24 February 2022, in between fieldwork for the 2021 and 2023 waves of this survey, Russia invaded Ukraine, and its war of aggression is ongoing. The 2021 survey was conducted approximately one year into the Covid-19 pandemic.

Special Eurobarometer 538

Climate change

QC1T Which of the following do you consider to be the single most serious problem facing the world as a whole?
(%)



		EU27	BE	BG	CZ	DK	DE	EE	IE	EL	ES	FR	HR	IT	CY	LV	LT	LU	HU	MT	NL	AT	PL	PT	RO	SI	SK	FI	SE
Climate change	May/Jun 2023	46	49	22	27	74	55	25	49	44	48	52	42	45	39	22	33	57	33	49	66	48	28	43	23	41	26	55	73
	Δ Mar/Apr 2021	▼3	▼12	▼6	▼11	▲4	▼3	▼19	▼17	▲3	=	▲1	▲1	▲4	▼3	▼9	▼11	▼1	▼4	▼13	▼4	▲1	▼13	▼20	▼3	▼6	▼13	▲4	▼1
International terrorism	May/Jun 2023	20	26	24	22	17	18	22	27	16	12	28	19	18	19	24	20	21	13	39	23	17	28	17	23	25	18	19	15
	Δ Mar/Apr 2021	▼1	▼3	▲7	▼16	▼18	▼2	▼4	▲10	▼1	▲4	▼4	▲7	▲3	▼5	▼2	▼3	▼6	▼1	▲21	▼3	▼9	▲6	▼7	▲8	▲4	▼1	▼15	▼20
Poverty, hunger and lack of drinking water	May/Jun 2023	58	55	51	49	61	63	41	51	70	69	66	56	43	65	35	44	69	52	51	68	60	43	68	41	57	60	56	71
	Δ Mar/Apr 2021	▲4	▲1	▲3	▲4	▲12	▲3	▲2	▼7	▲7	▲7	▲3	▲1	▲5	=	=	▲8	▲7	▲1	▲7	▲5	▲10	▲3	▼2	▼12	▲++	▲11	▲11	▲14
Spread of infectious diseases	May/Jun 2023	21	20	34	23	14	12	27	25	36	20	14	29	32	29	30	29	16	31	18	11	16	27	19	30	18	27	18	14
	Δ Mar/Apr 2021	▼23	▼6	▼32	▼17	▼23	▼21	▼26	▼24	▼8	▼24	▼14	▼31	▼38	▼1	▼14	▼21	▼13	▼30	▼46	▼15	▼32	▼24	▼15	▼24	▼19	▼28	▼19	▼11
The economic situation	May/Jun 2023	38	28	48	36	27	30	47	40	64	53	29	37	52	56	46	39	27	40	40	14	41	33	59	47	26	43	20	17
	Δ Mar/Apr 2021	▼5	▼3	▼8	▲7	▲2	▲5	▲9	▲5	▼6	▼12	▼4	▼17	▼19	▼8	▲1	▼2	▼1	▼5	▼3	▼4	▼6	▼9	▲16	▼7	▼10	=	=	▲2
Health problems due to pollution	May/Jun 2023	21	22	23	11	23	15	15	27	23	19	26	30	25	18	22	22	23	27	27	20	21	17	25	21	22	23	15	16
	Δ Mar/Apr 2021	▼6	=	▼8	▼3	▲5	▼10	▼5	▲10	=	▼1	=	▲1	▼12	▼7	▼4	▼1	▼1	▼8	▼16	▼8	▼7	▼13	▲9	▼16	▼6	▼6	▼6	=
The proliferation of nuclear weapons	May/Jun 2023	21	24	26	26	18	20	17	21	26	16	15	31	26	21	31	41	17	23	33	15	21	26	19	25	27	28	22	19
	Δ Mar/Apr 2021	▲11	▲14	▲17	▲13	▲11	▲9	▲6	▲10	▲11	▲13	▲6	▲18	▲15	▲8	▲10	▲23	▲11	▲16	▲26	▲7	▲8	▲13	▲9	▲15	▲18	▲17	▲13	▲10
Armed conflicts	May/Jun 2023	52	50	62	60	54	59	66	45	38	51	43	47	53	47	61	59	47	44	40	45	53	64	41	48	46	57	56	56
	Δ Mar/Apr 2021	▲29	▲24	▲43	▲25	▲30	▲26	▲34	▲23	▲13	▲34	▲23	▲30	▲38	▲16	▲16	▲22	▲22	▲34	▲30	▲15	▲30	▲34	▲17	▲35	▲31	▲29	▲36	▲23
The increasing global population	May/Jun 2023	21	28	13	30	33	31	22	21	15	13	19	15	13	9	12	13	21	29	18	41	28	17	11	17	20	17	34	23
	Δ Mar/Apr 2021	▲3	▼5	▲2	▼3	▼4	▲7	▼8	▼2	▲3	▲1	▲4	▲6	▲2	▲3	▼7	▲1	▼6	▲7	▲8	▲5	▲9	▲4	▼2	▲2	▲2	▲3	▼8	▼8
Deterioration of nature	May/Jun 2023	27	28	28	28	20	23	35	14	26	26	38	30	23	35	19	28	33	41	25	33	39	18	27	24	49	31	38	23
	Δ Mar/Apr 2021	▼8	▼9	▼6	▼21	▼3	▼15	▼7	▼20	▼10	▼4	▼6	▼5	▼4	▼12	▼15	▼9	▼10	▲1	▼18	▼5	▲4	▼6	▼7	▼8	▼1	▼10	▼8	▼7
Deterioration of democracy and rule of law	May/Jun 2023	24	22	20	19	26	34	16	20	27	18	21	19	17	12	15	11	24	17	20	37	25	15	17	26	16	23	29	56
	Δ Mar/Apr 2021	▼2	▼14	▲1	▼14	▼9	▲4	▼16	▼21	▼5	▼1	=	▼4	▲3	▼12	▼13	▼14	▼15	▼4	▼2	▲2	▼1	▼14	▼22	▲3	▼17	▼1	▼8	▲5
Other (SPONTANEOUS)	May/Jun 2023	0	0	0	0	0	1	1	1	1	1	0	0	0	0	1	1	0	0	0	1	2	0	0	1	1	0	1	0
	Δ Mar/Apr 2021	=	=	=	=	=	=	▲1	▲1	▲1	▲1	=	=	=	=	▲1	▲1	=	=	=	=	▲1	=	=	▲1	=	▼1	▲1	=
None (SPONTANEOUS)	May/Jun 2023	0	0	0	0	0	0	0	0	0	0	0	0	0	0	1	0	0	0	0	0	0	0	0	0	1	0	0	0
	Δ Mar/Apr 2021	=	=	=	=	=	=	=	=	=	=	▼1	=	=	=	▲1	=	=	=	=	=	=	=	=	=	=	=	=	=
Don't know	May/Jun 2023	0	0	1	3	0	0	1	0	0	0	0	0	1	0	0	1	0	0	0	1	1	0	1	0	0	0	0	0
	Δ Mar/Apr 2021	▼1	=	=	▲3	=	▼1	▲1	=	=	▼1	▼1	=	▲1	=	=	▲1	=	=	=	▲1	=	=	▲1	▼1	▼1	=	▼1	=

Special Eurobarometer 538

Climate change

The **socio-demographic analysis** for the combined results shows that more than one third in each group mentions climate change, and also highlights the following differences:

- The younger the respondent, the more likely they are to mention climate change: 52% of 15-24 year olds do so compared to 43% of those aged 55+.
- The longer a respondent remained in education, the more likely they are to mention climate change: 53% of respondents who completed education aged 20+ do so, compared to 38% of those who left education aged 15 or younger.
- Students (59%) and managers (57%) are the most likely to mention climate change, particularly compared to housepersons (38%).
- Respondents who never or almost never have difficulties paying bills (49%) are more likely to mention climate change than those who experience more difficulties.
- Respondents who consider themselves to be part of the upper middle (60%) or upper class (57%) are more likely to mention climate change than those who identify as belonging to the middle or working class (40%).

Finally, respondents who have taken action to fight climate change are much more likely to think it is one of the most serious problems than those who have not taken any action (53% vs 35%).

QC1T Which of the following do you consider to be the single most serious problem facing the world as a whole?
(% - EU)

	Climate change	International terrorism	Poverty, hunger and lack of drinking water	Spread of infectious diseases	The economic situation	Health problems due to pollution	The proliferation of nuclear weapons	Armed conflicts	The increasing global population	Deterioration of nature	Deterioration of democracy and rule of law
EU27	46	20	58	21	38	21	21	52	21	27	24
Gender											
Man	46	19	56	20	39	20	21	52	24	28	24
Woman	47	21	59	22	37	21	21	53	19	27	23
Age											
15-24	52	18	59	19	38	21	20	49	20	32	23
25-39	48	18	58	19	39	22	20	50	22	28	25
40-54	47	20	56	20	39	20	21	53	23	27	24
55 +	43	22	58	23	37	20	23	54	21	25	23
Education (End of)											
15-	38	20	60	26	45	21	22	55	17	23	17
16-19	42	22	55	22	41	21	22	52	21	26	22
20+	53	20	59	17	33	20	20	53	25	30	28
Still studying	59	16	62	17	34	21	20	48	20	32	26
Socio-professional category											
Self-employed	44	18	53	22	44	20	24	52	22	29	27
Managers	57	16	58	14	33	20	19	55	26	30	29
Other white collars	45	20	55	22	39	20	20	52	23	27	25
Manual workers	43	22	57	21	40	21	21	51	22	26	22
House persons	38	21	58	28	43	26	19	51	15	22	22
Unemployed	48	21	62	24	48	21	17	50	19	25	21
Retired	42	24	58	22	35	20	24	55	20	25	21
Students	59	16	62	17	34	21	20	48	20	32	26
Difficulties paying bills											
Most of the time	39	24	58	23	44	23	21	46	19	31	22
From time to time	41	21	54	24	44	23	22	48	19	26	21
Almost never/ Never	49	20	59	19	35	19	21	55	22	27	25
Consider belonging to											
The working class	40	21	62	24	43	23	20	53	19	27	19
The lower middle class	42	22	59	22	39	19	22	53	18	26	23
The middle class	49	20	55	20	37	20	22	52	22	28	25
The upper middle class	60	15	57	15	32	20	21	51	30	28	33
The upper class	57	22	50	21	28	16	22	50	27	29	24
Has taken action to fight climate change											
Yes	53	18	62	19	35	21	20	52	22	29	26
No	35	24	49	25	43	20	23	53	20	23	20

2. Perceived seriousness of climate change

Almost eight in ten Europeans think climate change is a very serious problem

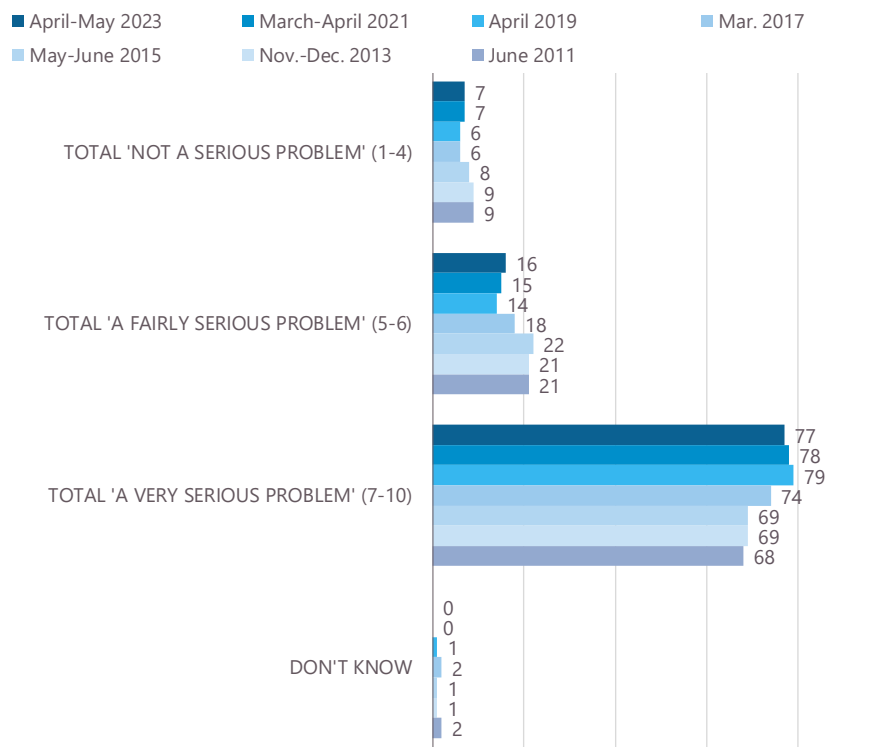
Respondents were asked to say how serious a problem they think climate change is at this moment, using a scale from 1-10. '1' means it is "not at all a serious problem" and '10' meaning it is "an extremely serious problem"¹⁷. Their answers have been divided into three groups: respondents who consider climate change "a very serious problem" (answers 7 to 10), those who think it is "a fairly serious problem" (answers 5 and 6), and those who think it is "not a serious problem" (answers 1 to 4).

More than three quarters of respondents (77%, -1 percentage point since March-April 2021) think climate change is a very serious problem at this moment. In fact, even when considering only answers 8 to 10, more than six in ten respondents consider it a serious problem. Even more, 31% give it the maximum score of 10, indicating they think it is an extremely serious problem.

More than one in ten (16%, +1 pp) think climate change is a fairly serious problem, and 7% (no change) think climate change is not a serious problem.

The proportion of respondents who think climate change is a very serious problem has remained relatively stable since April 2019.

QC2R And how serious a problem do you think climate change is at this moment? Please use a scale from 1 to 10, with '1' meaning it is "not at all a serious problem" and '10' meaning it is "an extremely serious problem".
(% - EU27)



¹⁷ QC2R. And how serious a problem do you think climate change is at this moment? Please use a scale from 1 to 10, with '1' meaning it is "not at all a serious problem" and '10' meaning it is "an extremely serious problem".

Special Eurobarometer 538

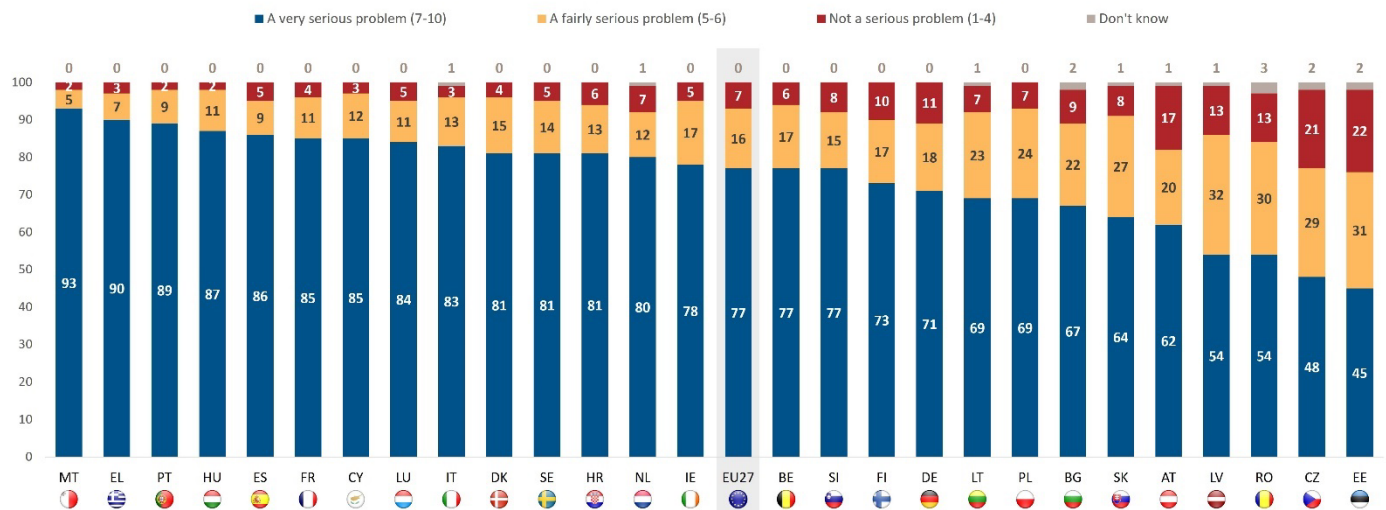
Climate change

In every EU Member State, respondents are most likely to think climate change is a **very serious problem** at the moment. Proportions vary from 93% in Malta, 90% in Greece and 89% in Portugal to 45% in Estonia, 48% in Czechia and 54% in Romania and Latvia.

The proportion who think climate change is a **fairly serious problem** ranges from 32% in Latvia, 31% in Estonia and 30% in Romania, to 5% in Malta, 7% in Greece, and 9% in Portugal and Spain.

Finally, there are seven countries where at least one in ten respondents think climate change is **not a serious problem**: Estonia (22%), Czechia (21%), Austria (17%), Latvia, Romania (both 13%), Germany (11%) and Finland (10%). In contrast, just 2% in Malta, Portugal and Hungary also give this answer.



























QC2R And how serious a problem do you think climate change is at this moment? Please use a scale from 1 to 10, with '1' meaning it is "not at all a serious problem" and '10' meaning it is "an extremely serious problem". (%)



Changes since March-April 2021¹⁸ are mixed. In ten countries respondents are now more likely to consider climate change to be a **very serious problem**, with the largest increases observed in Malta (93%, +7 percentage points compared to 2021, +1 pp compared to 2019) and Finland (73%, +7 pp since 2021, -3 pp since 2019). In contrast, this view has declined in 14 countries, and in four countries the drop has been at least ten percentage points:

Estonia (45%, -18 pp since 2021, -14 pp since 2019), Czechia (48%, -16 pp since 2021, -23 pp since 2019), Slovakia (64%, -13 pp) and Romania (54%, -12 pp). There has been no change in the Netherlands (80%), Slovenia (77%) and Poland (69%).

QC2R And how serious a problem do you think climate change is at this moment? Please use a scale from 1 to 10, with '1' meaning it is "not at all a serious problem" and '10' meaning it is "an extremely serious problem". (%)

																													
Not a serious problem (1-4)	May/Jun 2023	7	2	10	3	5	2	4	5	4	6	5	7	7	8	3	2	5	7	3	6	13	17	9	11	13	8	21	22
	Δ Mar/Apr 2021	=	▼3	▼8	▼2	=	▼3	▼5	▲1	▼1	▲1	▼3	▲1	=	=	▼1	=	▼3	▼2	▼1	=	▼4	▲5	▲5	▲3	▲2	▲4	▲6	▲6
A fairly serious problem (5-6)	May/Jun 2023	16	5	17	7	11	11	15	9	11	13	14	12	24	15	13	9	17	23	12	17	32	20	22	18	30	27	29	31
	Δ Mar/Apr 2021	▲1	▼3	▲1	▼4	▼6	▼3	=	▼5	▼2	▼3	▲1	▼2	=	=	▲1	▲2	▲6	▲4	▲5	▲5	▲8	▲1	▲2	▲5	▲9	▲9	▲8	▲10
A very serious problem (7-10)	May/Jun 2023	77	93	73	90	84	87	81	86	85	81	81	80	69	77	83	89	78	69	85	77	54	62	67	71	54	64	48	45
	Δ Mar/Apr 2021	▼1	▲7	▲7	▲6	▲6	▲6	▲5	▲5	▲4	▲2	▲2	=	=	=	▼1	▼2	▼3	▼3	▼4	▼5	▼5	▼7	▼8	▼8	▼12	▼13	▼16	▼18
Don't know	May/Jun 2023	0	0	0	0	0	0	0	0	0	0	0	1	0	0	1	0	0	1	0	0	1	1	2	0	3	1	2	2
	Δ Mar/Apr 2021	=	▼1	=	=	=	=	=	▼1	▼1	=	=	▲1	=	=	▲1	=	=	▲1	=	=	▲1	▲1	▲1	=	▲1	=	▲2	▲2

¹⁸ Compared to 2021, the methodology used to conduct the survey differed completely in BE, CZ, DK, EE, IE, LV, LT, LU, PT, FI, SE and partially in EL, MT, NL, SI, SK. Where differences are significant, comparison with 2019 results was added.

Special Eurobarometer 538

Climate change

The **socio-demographic analysis** illustrates that in every group more than seven in ten respondents think climate change is a very serious problem. There are, however, some notable differences:

- The younger the respondent, the more likely they are to think this way: 81% of 15-24 year olds think climate change is a very serious problem, compared to 75% of those aged 55+.
- The longer a respondent remained in education, the more likely they are to think this is a very serious problem: 81% of those who completed education aged 20+ do so, compared to 74% among those who completed education aged 15 or younger.
- Students (86%) and managers (82%) are the most likely to think climate change is a very serious problem, particularly compared to housepersons (73%).
- Those who place themselves in the upper middle class (83%) are the most likely to think climate change is a very serious problem, particularly compared to those who place themselves in the lower middle class (72%).

The analysis also shows – perhaps not surprisingly – that respondents who think climate change is the most serious (94%) or one of the most serious (89%) problems facing the world are much more likely to say it is a very serious problem than those who think climate change is not one of the world's most serious problems (64%).

Finally, respondents who have taken personal action to fight climate change are more likely to think climate change is a very serious problem than those who haven't taken any action (84% vs 64%).

QC2R And how serious a problem do you think climate change is at this moment? Please use a scale from 1 to 10, with '1' meaning it is "not at all a serious problem" and '10' meaning it is "an extremely serious problem".
(% - EU)

	Not a serious problem (1-4)	A fairly serious problem (5-6)	A very serious problem (7-10)	Don't Know
EU27	7	16	77	0
Gender				
Man	8	16	76	0
Woman	6	16	77	1
Age				
15-24	4	15	81	0
25-39	7	14	79	0
40-54	8	15	77	0
55 +	7	17	75	1
Education (End of)				
15-	6	19	74	1
16-19	8	19	73	0
20+	7	12	81	0
Still studying	3	11	86	0
Socio-professional category				
Self-employed	10	15	75	0
Managers	6	12	82	0
Other white collars	6	17	77	0
Manual workers	9	16	75	0
House persons	6	20	73	1
Unemployed	8	16	76	0
Retired	7	18	74	1
Students	3	11	86	0
Difficulties paying bills				
Most of the time	8	16	75	1
From time to time	8	18	74	0
Almost never/ Never	7	15	78	0
Consider belonging to				
The working class	7	18	74	1
The lower middle class	9	18	72	1
The middle class	6	15	79	0
The upper middle class	5	12	83	0
The upper class	6	14	80	0
Climate change				
Biggest problem	1	5	94	0
One of the problems	2	9	89	0
Not a problem	12	23	64	1
Perception of climate change				
Not a serious problem	100	0	0	0
A fairly serious problem	0	100	0	0
A very serious problem	0	0	100	0
Has taken action to fight climate change				
Yes	5	11	84	0
No	11	24	64	1

II. TAKING ACTION TO TACKLE CLIMATE CHANGE



This chapter focuses on actions to combat climate change. It discusses which actors Europeans think are responsible for tackling climate change, and also reviews the actions Europeans are personally taking to fight climate change.

1. Responsibility for tackling climate change

Most Europeans think that within the EU it is the European Union, national governments and business and industry that are responsible for tackling climate change

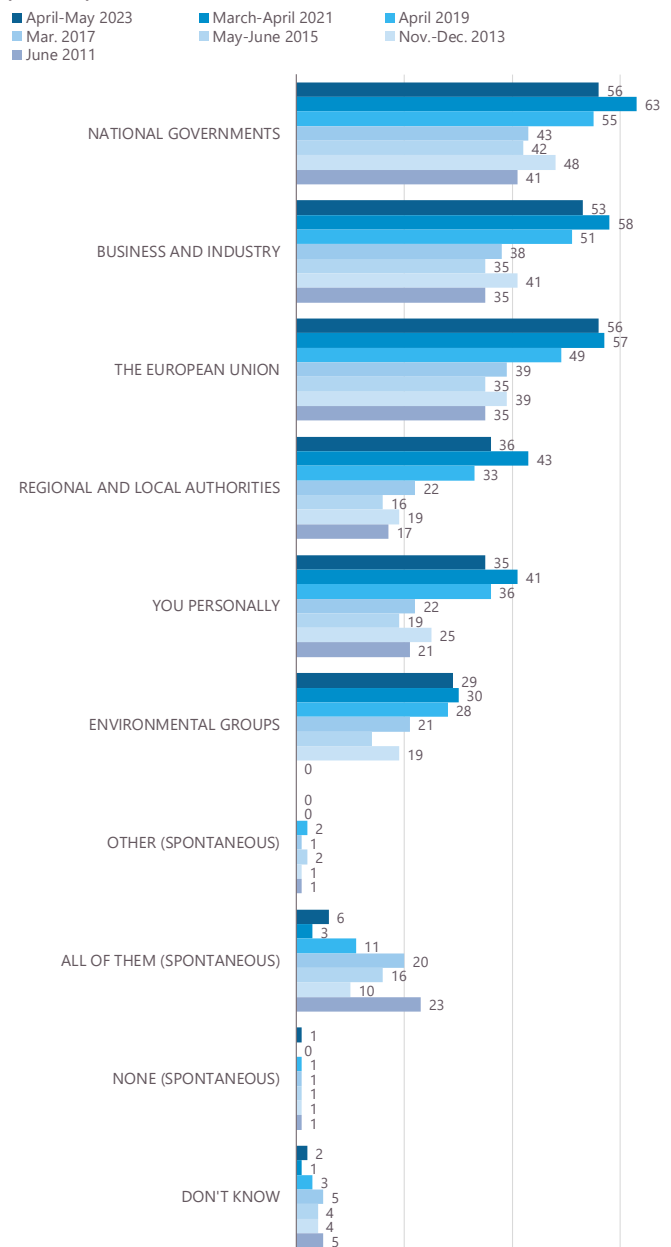
Respondents were asked which actors within the EU (from a list of six) they think are responsible for tackling climate change. Multiple responses were possible.¹⁹

The **European Union** (56%, -1 percentage points since March-April 2021), and **national governments** (56%, -6 pp) are the most mentioned, followed by **business and industry** (53%, -5 pp). All of these are less likely to be mentioned than they were in March-April 2021, but they remain the only actors mentioned by at least four in ten respondents. Taking a longer view, respondents are now much more likely to place responsibility for tackling climate change with each of these than in the period 2013- 2017.

More than one third of respondents say **regional and local authorities** (36%, -7 pp) or **themselves personally** (35%, -6 pp) are responsible, while 29% (-1 pp) think **environmental groups** are responsible.

Just over one in twenty (6%, +3 pp) *spontaneously* say all of the actors listed are responsible within the EU for tackling climate change.

QC3 In your opinion, who within the EU is responsible for tackling climate change? (MULTIPLE ANSWERS POSSIBLE)
(% - EU27)



¹⁹ QC3. In your opinion, who within the EU is responsible for tackling climate change?

Special Eurobarometer 538

Climate change

In 14 Member States respondents are most likely to say that **national governments** are responsible for tackling climate change, with the highest proportions observed amongst respondents in Malta (84%), Sweden (80%) and Denmark (77%). In contrast, in Slovenia (35%), Romania (40%) and Latvia (43%) fewer people think this way. National governments rank in the top three in all 27 Member States.

In Spain, **national governments** and the **European Union** rank equal first (both 56%), while in Bulgaria (both 48%) and the Netherlands (both 68%) **national governments** rank equal first with **business and industry**.

In 27 Member States the **European Union** ranks among the top three actors considered responsible for tackling climate change. It is the most mentioned actor in six countries including Luxembourg (76%), France and Belgium (both 65%) and Spain (53%). The European Union is also widely mentioned by respondents in Malta (79%) and Denmark (75%). Respondents in Romania (37%), Latvia (38%) and Bulgaria (39%) are the least likely to consider the EU responsible for tackling climate change.

In four countries respondents most often think **business and industry** are responsible for tackling climate change: Germany (66%), Hungary (60%), Austria (59%), and Slovenia (58%). In Bulgaria (both 48%) and the Netherlands (both 68%) business and industry ranks equal first with national governments. Business and industry are also widely mentioned in Greece (73%) and Malta (68%). Sweden is the only country where business and industry does not rank in the top three.

Regional and local authorities are the third most mentioned actor in Greece (45%), Austria (43%), Spain (38%) and Bulgaria (33%), but they are most widely mentioned in Malta (67%), Luxembourg (53%) and Sweden (46%). They are least mentioned by those in Czechia (19%), and Poland, Latvia and Italy (all 26%).

There are five countries where at least half of all respondents think **they personally** are responsible: Malta (63%), Luxembourg (62%), Sweden (60%), Denmark (54%) and the Netherlands (53%). In contrast, 16% in Czechia and 17% in Bulgaria and Poland think the same way. This is the third most mentioned item in Sweden and the Netherlands (53%).

Environmental groups are the third most mentioned actors in Austria (along with regional and local authorities, both 43%). They are also widely mentioned by those in Malta (61%), Luxembourg (53%) and Lithuania (43%), but less likely to be mentioned by respondents in Bulgaria (16%), Czechia (17%) and Italy (18%).

It is worth noting that there are five countries where at least one in ten *spontaneously* say all these actors are responsible for tackling climate change: Portugal (32%), Spain (13%), Austria (11%), and Lithuania and Bulgaria (10% each).

QC3 In your opinion, who within the EU is responsible for tackling climate change? (MULTIPLE ANSWERS POSSIBLE)
(%)



	EU27	BE	BG	CZ	DK	DE	EE	IE	EL	ES	FR	HR	IT	CY	LV	LT	LU	HU	MT	NL	AT	PL	PT	RO	SI	SK	FI	SE
National governments	56	49	48	54	77	61	55	56	74	56	61	50	46	69	43	57	63	48	84	68	52	46	47	40	35	64	62	80
The European Union	56	65	39	41	75	63	45	51	73	56	65	53	51	63	38	50	76	41	79	67	52	43	52	37	43	50	55	74
Business and industry	53	52	48	46	65	66	44	42	73	54	56	47	43	67	39	56	66	60	68	68	59	34	41	33	58	63	60	55
Regional and local authorities	36	35	33	19	44	44	30	34	45	38	40	41	26	38	26	37	53	29	67	35	43	26	35	31	28	34	29	46
You personally	35	40	17	16	54	48	22	39	32	36	46	26	20	41	24	37	62	18	63	53	40	17	28	18	22	26	42	60
Environmental groups	29	29	16	17	33	31	23	30	32	29	42	42	18	39	26	43	53	24	61	19	43	22	31	21	23	28	24	28
Other (SPONTANEOUS)	0	0	0	0	0	0	0	0	0	0	1	0	0	0	0	1	0	0	0	1	0	0	0	1	0	1	0	0
All of them (SPONTANEOUS)	6	3	10	4	4	4	5	9	5	13	4	3	9	4	4	10	2	8	2	2	11	3	32	5	8	3	1	1
None (SPONTANEOUS)	1	1	1	2	0	2	1	0	0	1	1	0	1	0	1	1	1	0	0	1	3	1	0	1	1	1	0	0
Don't know	2	1	6	4	0	1	3	1	0	2	3	0	3	0	3	2	1	1	2	0	2	2	2	4	1	1	2	0

1st MOST FREQUENTLY MENTIONED ITEM

2nd MOST FREQUENTLY MENTIONED ITEM

3rd MOST FREQUENTLY MENTIONED ITEM

Special Eurobarometer 538

Climite change

At the national level, opinions about who is responsible for tackling climate change have varied since April-May 2021²⁰.

At the overall EU level there has been a seven percentage point decline in the proportion who think **national governments** are responsible, and in 18 Member States this trend is repeated. In fact, in 13 countries the decline is by at least ten percentage points, with the largest observed in Ireland (56%, -18 percentage points compared to 2021, +8 pp compared to 2019), Slovenia (35%, -17 pp since, -2 pp since 2019) and Italy (46%, -17 pp). Mentions of the national government have increased in six countries including Malta (84%, +9 pp since 2021, +18 pp since 2019), and have remained unchanged in Greece (74%), Slovakia (64%) and France (61%).

Mentions of the **European Union** have increased in 15 countries including Lithuania (50%, +17 pp), Denmark (75%, +15 pp) and Malta (79%, +10 pp since 2021, +20 pp since 2019). In the remaining 12 countries respondents are now less likely to think the EU is responsible, with the largest declines observed in Romania (37%, -15 pp), Ireland (51%, -14 pp since 2021, +6 pp since 2019), Portugal (52%, -12 pp since 2021, -4 pp since 2019) and Slovenia (43%, -10 pp since 2021, +4 pp since 2019).

In 13 countries respondents are now less likely to think **regional and local authorities** are responsible, and in five countries the decline is by at least ten percentage points: Poland (26%, -20 pp), Italy (26%, -20 pp), Romania (31%, -15 pp), Ireland (34%, -11 pp since 2021, +1 since 2019) and Spain (38%, -10 pp). In contrast, in 11 countries respondents are now more likely to mention regional and local authorities, and this is particularly pronounced in Luxembourg (53%, +18 pp since 2021, +23 pp since 2019), Malta (67%, +14 pp since 2021, +26 pp since 2019) and Lithuania (37%, +10 pp). There has been no change in opinion in France (40%), or in Belgium or Portugal (both 35%).

At the EU level there has been a five-point decline in mentions of **business and industry**, and this trend is echoed in 16 Member States including Romania (33%, -16 pp), Ireland (42%, -14 pp since 2021, +3 pp since 2019), Bulgaria (48%, -10 pp) and Italy (43%, -10 pp). In the remaining 11 countries mentions have increased, most notably in Greece (73%, +11 pp), Malta (68%, +11 pp since 2021, +25 pp since 2019) and Lithuania (56%, +10 pp).

In 18 countries respondents are now less likely to think **they personally** are responsible for tackling climate change, with the largest declines observed in Portugal (28%, -15 pp since 2021, -3 pp since 2019), Ireland (39%, -13 pp since 2021, -4 pp since 2019) and Poland (17%, -13 pp). Mentions have increased in six countries including Denmark (54%, +13 pp since 2021, +2 pp since 2019) and Malta (63%, +11 pp since 2021, +23 pp since 2019), but have remained unchanged in France (46%), Croatia and Slovakia (both 26%).

Mentions of **environmental groups** have increased in 15 countries, and in five countries the increase is at least ten percentage points: Luxembourg (53%, +28 pp since 2021, +22 pp since 2019), Lithuania (43%, +16 pp since 2021, +5 pp since 2019), Denmark (33%, +15 pp since 2021, +10 pp since 2019), Malta (61%, +13 pp) and Latvia (26%, +10 pp since 2021, -7 pp since 2019). In contrast, mentions have declined in ten countries including Italy (18%, -14 pp), Romania (21%, -13 pp) and Cyprus (39%, -10 pp).

QC3 In your opinion, who within the EU is responsible for tackling climate change? (MULTIPLE ANSWERS POSSIBLE)
(%)

		EU27	MT	DK	LT	SE	LU	FI	EL	FR	SK	DE	CY	HR	NL	AT	PT	BE	ES	RO	EE	HU	BG	LV	CZ	PL	IT	SI	IE
National governments	May/Jun 2023	56	84	77	57	80	63	62	74	61	64	61	69	50	68	52	47	49	56	40	55	48	48	43	54	46	46	35	56
	Δ Mar/Apr 2021	▼7	▲9	▲5	▲5	▲4	▲3	▲1	=	=	=	▼1	▼1	▼2	▼5	▼8	▼10	▼11	▼11	▼11	▼12	▼12	▼13	▼13	▼16	▼16	▼17	▼17	▼18
The European Union	May/Jun 2023	56	79	75	50	74	76	55	73	65	50	63	63	53	67	52	52	65	56	37	45	41	39	38	41	43	51	43	51
	Δ Mar/Apr 2021	▼1	▲10	▲15	▲17	▲5	▲10	▲2	▲8	▲3	▲3	▲1	▼6	▲2	▼3	▼5	▼12	▼4	▼2	▼15	▲6	▼2	▼7	▲3	▲4	▲2	▼5	▼10	▼14
Regional and local authorities	May/Jun 2023	36	67	44	37	46	53	29	45	40	34	44	38	41	35	43	35	35	38	31	30	29	33	26	19	26	26	28	34
	Δ Mar/Apr 2021	▼7	▲14	▲7	▲10	▲2	▲18	▲2	▲2	=	▲2	▼2	▼8	▲5	▼5	▼3	=	=	▼10	▼15	▼2	▼8	▼7	▲1	▲2	▼20	▼20	▼7	▼11
Business and industry	May/Jun 2023	53	68	65	56	55	66	60	73	56	63	66	67	47	68	59	41	52	54	33	44	60	48	39	46	34	43	58	42
	Δ Mar/Apr 2021	▼5	▲11	▲9	▲10	▲4	▲8	▼2	▲11	▲4	▲3	▼8	▲6	▼3	▼4	▼7	▼7	▼5	▼6	▼16	▼5	▼5	▼10	▲1	▲5	▼9	▼10	▼4	▼14
You personally	May/Jun 2023	35	63	54	37	60	62	42	32	46	26	48	41	26	53	40	28	40	36	18	22	18	17	24	16	17	20	22	39
	Δ Mar/Apr 2021	▼6	▲11	▲13	▲9	▲4	▲8	▼4	▼1	=	=	▼7	▼5	=	▼4	▼8	▼15	▼1	▼6	▼8	▼4	▼5	▼4	▲4	▼6	▼13	▼8	▼2	▼13
Environmental groups	May/Jun 2023	29	61	33	43	28	53	24	32	42	28	31	39	42	19	43	31	29	29	21	23	24	16	26	17	22	18	23	30
	Δ Mar/Apr 2021	▼1	▲13	▲15	▲16	▲6	▲28	▲5	▲7	▲5	▲2	=	▼10	▲2	▼4	=	▲8	▲5	▼3	▼13	▲3	▼3	▼7	▲10	▲7	▼9	▼14	▼2	▼6
Other (SPONTANEOUS)	May/Jun 2023	0	0	0	1	0	0	0	0	1	1	0	0	0	1	0	0	0	0	1	0	0	0	0	0	0	0	0	0
	Δ Mar/Apr 2021	=	=	=	▲1	=	=	=	=	▲1	▲1	=	=	=	▲1	=	=	=	▲1	=	=	=	=	=	=	=	=	=	=
All of them (SPONTANEOUS)	May/Jun 2023	6	2	4	10	1	2	1	5	4	3	4	4	3	2	11	32	3	13	5	5	8	10	4	4	3	9	8	9
	Δ Mar/Apr 2021	▲3	▼3	▲4	▲10	▲1	▲2	▲1	▲3	▲3	=	▲1	▲1	▲2	▲2	▲6	▲32	▲3	▲6	▲3	▲5	▲5	▲3	▲4	▲4	▲2	▲5	▲5	▲9
None (SPONTANEOUS)	May/Jun 2023	1	0	0	1	0	1	0	0	1	1	2	0	0	1	3	0	1	1	1	1	0	1	1	2	1	1	1	0
	Δ Mar/Apr 2021	▲1	=	=	▲1	=	▲1	▼1	=	=	▲1	▲1	▼1	=	▲1	▲3	=	▲1	▲1	=	▲1	=	=	▲1	▲2	▲1	▲1	▲1	=
Don't know	May/Jun 2023	2	2	0	2	0	1	2	0	3	1	1	0	0	0	2	2	1	2	4	3	1	6	3	4	2	3	1	1
	Δ Mar/Apr 2021	▲1	▲1	▼1	▲2	=	=	▲2	▼1	=	=	▲1	=	=	=	▲1	▲2	▲1	=	▲1	▲3	▼1	▲4	▲3	▲4	▲1	▲1	▲1	▲1

²⁰ Compared to 2021, the methodology used to conduct the survey differed completely in BE, CZ, DK, EE, IE, LV, LT, LU, PT, FI, SE and partially in EL, MT, NL, SI, SK.

Where differences are significant, comparison with 2019 results was added.

An analysis of the **socio-demographic results** highlights the following:

- The longer a respondent remained in education, the more likely they are to assign responsibility to each actor. For example, 60% of those who completed education at age 20 or older think the EU is responsible, compared to 52% of those who completed at age 15 or younger.
- With the exception of environmental groups, managers are the most likely to say each actor is responsible. Students and managers are the most likely to assign the responsibility to the EU (62% each).
- Respondents who never or almost never have difficulties paying bills are the most likely to think each actor is responsible. For example, 59% say this about national governments, compared to 52% of those who have difficulties paying bills most of the time.
- Those who consider themselves part of the upper middle class are the most likely to say each actor is responsible, although in the case of environmental groups an equal proportion of those who consider themselves as part of the middle class also thinks this way (both 30%).







The analysis also shows that respondents who think climate change is the most serious problems, or one of the most serious problems, are more likely to consider each actor responsible, compared to those who do not think climate change is a serious problem. For example, 70% of those who think climate change is the most serious problem and 64% those who think it is one of the most serious problems also think the EU is responsible, compared to 48% among those who do not think climate change is a serious problem for the world.

The more seriously a respondent perceives climate change, the more likely they are to consider each actor as being responsible for tackling it. For example, 58% of those who think climate change is a very serious problem think business and industry are responsible, compared to 35% who think it is not a serious problem. The same pattern applies when you make the comparison between those who have and have not taken personal action to fight climate change.

Special Eurobarometer 538

Climate change

QC3 In your opinion, who within the EU is responsible for tackling climate change? (MULTIPLE ANSWERS POSSIBLE)
(% - EU)

	National governments	The European Union	Regional and local authorities	Business and industry	You personally	Environmental groups	Other (SPONTANEOUS)	All of them (SPONTANEOUS)
EU27	56	56	36	53	35	29	0	6
 Gender								
Man	56	57	35	53	35	27	0	6
Woman	56	56	37	53	36	30	0	7
 Age								
15-24	56	59	34	53	34	30	0	6
25-39	56	58	38	56	37	31	0	6
40-54	57	57	36	54	37	28	0	7
55 +	55	54	35	52	33	27	0	7
 Education (End of)								
15-	51	52	32	49	28	24	0	10
16-19	53	54	35	53	33	29	0	6
20+	61	60	39	56	41	31	0	5
Still studying	59	62	37	58	37	29	0	6
 Socio-professional category								
Self- employed	53	56	35	52	32	28	0	8
Managers	63	62	42	59	44	31	0	5
Other white collars	56	58	34	53	34	28	0	6
Manual workers	52	54	35	52	35	29	0	7
House persons	52	52	30	45	27	23	0	11
Unemployed	55	58	37	55	37	37	0	6
Retired	55	53	35	52	33	28	0	6
Students	59	62	37	58	37	29	0	6
 Difficulties paying bills								
Most of the time	52	55	35	50	27	27	0	9
From time to time	49	51	34	48	28	27	0	7
Almost never/ Never	59	59	37	56	39	30	0	6
 Consider belonging to								
The working class	55	54	37	53	32	28	0	9
The lower middle class	52	53	31	50	31	26	1	8
The middle class	56	57	37	54	36	30	0	5
The upper middle class	63	65	40	60	46	30	1	4
The upper class	57	62	35	46	35	24	0	6
Climate change								
Biggest problem	66	70	45	61	47	35	0	5
One of the problems	62	64	42	60	44	34	0	6
Not a problem	49	48	30	47	27	24	0	7
Perception of climate change								
Not a serious problem	34	30	20	35	16	15	1	5
A fairly serious problem	44	44	27	41	23	23	0	6
A very serious problem	60	62	39	58	40	31	0	7
Has taken action to fight climate change								
Yes	62	62	42	60	43	32	0	7
No	46	46	26	42	21	22	0	6

2. Personal action to tackle climate change

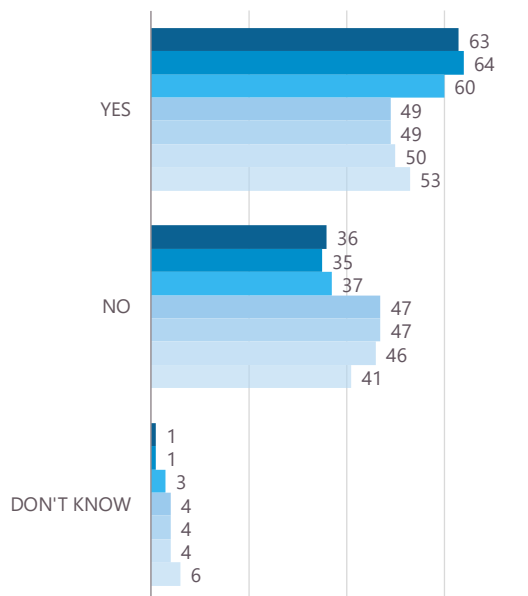
More than six in ten Europeans have personally taken action to fight climate change in the last six months

Since March-April 2021 there has been little change in the proportion of respondents who say they have taken personal action to fight climate change in the past 6 months (63%, -1 percentage point)²¹. More than one third (36%, +1 pp) say they have taken no action, while 1% (no change) say they don't know.

Over the longer term, the proportion taking action has remained relatively stable since April 2019, but considerably higher than the period 2011-2017.

QC5 Have you personally taken any action to fight climate change over the past six months?
(% - EU27)

■ April-May 2023
■ Mar. 2017
■ June 2011
■ March-April 2021
■ May-June 2015
■ April 2019
■ Nov.-Dec. 2013



²¹ QC5. Have you personally taken any action to fight climate change over the past six months?

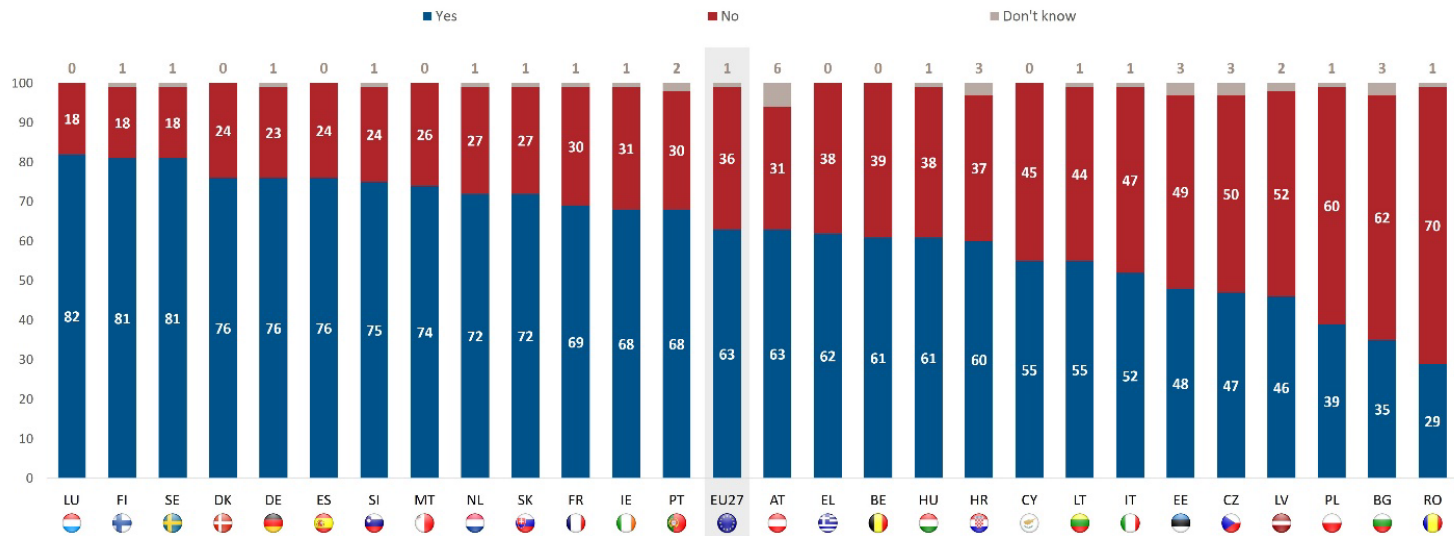
Special Eurobarometer 538

Climate change

At the national level, a majority of respondents in 21 Member States say they have personally taken action to fight climate change in the past six months, and in seven countries at least three quarters have done so: Luxembourg (82%), Finland and Sweden (81% each), Denmark, Germany and Spain (76% each) and Slovenia (75%).

At the other end of the scale, only 29% of people in Romania, 35% in Bulgaria and 39% in Poland say they have taken personal action in this timeframe.

QC5 Have you personally taken any action to fight climate change over the past six months? (%)



The trends since April-May 2021²² are mixed. In ten Member States respondents are now more likely to say they have personally taken action to fight climate change in the past six months, with the largest increases observed amongst respondents in Denmark (76%, +14 percentage points compared to 2021, +1 pp compared to 2019), the Netherlands (72%, +11 pp) and Luxembourg (82%, +9 pp since 2021, +1 pp since 2019).

In contrast, respondents in eleven countries including Portugal (68%, -15 pp since 2021, -6 pp since 2019), Poland (39%, -13 pp) and Cyprus (55%, -10 pp) are now less likely to say they have taken action.

There has been no change in the remaining six countries.

QC5 Have you personally taken any action to fight climate change over the past six months? (%)

																													
Yes	May/Jun 2023	63	76	72	82	81	55	81	62	52	46	48	76	69	60	74	75	72	61	76	29	35	47	68	61	63	55	39	68
	Δ Mar/Apr 2021	▼1	▲14	▲11	▲9	▲8	▲7	▲7	▲4	▲4	▲4	▲1	=	=	=	=	=	=	▼1	▼2	▼2	▼3	▼3	▼4	▼6	▼8	▼10	▼13	▼15
No	May/Jun 2023	36	24	27	18	18	44	18	38	47	52	49	24	30	37	26	24	27	39	23	70	62	50	31	38	31	45	60	30
	Δ Mar/Apr 2021	▲1	▼14	▼12	▼9	▼9	▼8	▼8	▼4	▼4	▼6	▼4	▲1	=	▼2	▲2	▼1	▼1	▲1	▲2	▲1	▲3	=	▲3	▲6	▲4	▲10	▲13	▲13
Don't know	May/Jun 2023	1	0	1	0	1	1	1	0	1	2	3	0	1	3	0	1	1	0	1	1	3	3	1	1	6	0	1	2
	Δ Mar/Apr 2021	=	=	▲1	=	▲1	▲1	▲1	=	=	▲2	▲3	▼1	=	▲2	▼2	▲1	▲1	=	=	▲1	=	▲3	▲1	=	▲4	=	=	▲2

²² Compared to 2021, the methodology used to conduct the survey differed completely in BE, CZ, DK, EE, IE, LV, LT, LU, PT, FI, SE and partially in EL, MT, NL, SI, SK. Where differences are significant, comparison with 2019 results was added.

Special Eurobarometer 538

Climate change







More than half of all respondents in each **socio-demographic group** say they have personally taken action to fight climate change, but there are some notable differences:

- Respondents in the 25-54 age group (66%) are more likely to say they have taken action compared to younger (61%) or older (60%) respondents.
- The longer a respondent remained in education, the more likely they are to say they have taken action: 71% of those who completed their education age 20 or older have done so, compared to 55% who left education at age 15 or younger.
- Managers (74%) are more likely than those in other socio-professional groups to say they have taken action, particularly when compared to the unemployed (57%).
- Respondents who never or almost never have difficulties paying bills (67%) are more likely to say they have taken action than those who experience more difficulties.
- Those who consider themselves part of the upper middle class (75%) are more likely to say they have taken action than those who consider they are part of other categories of the social ladder, and in particular in the working class (59%).

The analysis also shows respondents who think climate change is the most serious (76%) or one of the most serious (71%) problems facing the world are more likely to have taken action compared to those who do not count climate change among the most serious problems (55%).

QC5

Have you personally taken any action to fight climate change over the past six months?
(% - EU)

	Yes	No	Don't know
EU27	63	36	1
 Gender			
Man	61	38	1
Woman	65	34	1
 Age			
15-24	61	38	1
25-39	66	33	1
40-54	66	33	1
55 +	60	38	2
 Education (End of)			
15-	55	44	1
16-19	60	39	1
20+	71	28	1
Still studying	67	32	1
 Socio-professional category			
Self-employed	65	34	1
Managers	74	25	1
Other white collars	63	35	2
Manual workers	63	36	1
House persons	58	41	1
Unemployed	57	42	1
Retired	59	40	1
Students	67	32	1
 Difficulties paying bills			
Most of the time	58	41	1
From time to time	55	44	1
Almost never/ Never	67	32	1
 Consider belonging to			
The working class	59	40	1
The lower middle class	60	39	1
The middle class	64	35	1
The upper middle class	75	25	0
The upper class	65	35	0
Climate change			
Biggest problem	76	23	1
One of the problems	71	28	1
Not a problem	55	44	1
Perception of climate change			
Not a serious problem	41	57	2
A fairly serious problem	44	54	2
A very serious problem	69	30	1

3. Types of individual action

More than nine in ten Europeans have taken at least one action to help tackle climate change

Respondents were given a list of 15 actions and asked which ones they had personally taken to fight climate change²³. More than nine in ten (93%, -3 percentage points since March-April 2021) had taken at least one action.

By far the most common action mentioned is **trying to reduce waste and regularly separating it for recycling** (70%, -5 percentage points). This and **trying to cut down on consumption of disposable items** (53%, -6 pp) are the only actions mentioned by at least half of all respondents. In both cases, however, respondents are now less likely to say they take each action than they were in 2021.

Almost four in ten (37%) say that **when buying a new household appliance, lower energy consumption is an important factor in their choice** a decline of five percentage points since 2021 and the second consecutive decline since 2019.

Just over three in ten (31%, no change) **buy and eat less meat**.

More than one quarter of respondents say they **regularly use environmentally friendly alternatives to their private car such as walking, cycling, taking public transport or car-sharing** (28%, -2 pp) or that they **buy and eat more organic food** (28%, -4 pp).

Other actions have been taken by fewer than one in five respondents, and there has been little change since 2021.

More than one in ten say they have **insulated their home better to reduce their energy consumption** (17%, -1 pp), **they consider the carbon footprint of their food purchases and sometimes adapt their shopping accordingly** (15%, -1 pp),

Around one in ten have **installed equipment in their home to control and reduce their energy consumption** (11%, +1 pp), **consider the carbon footprint of their transport when planning their holiday and other longer distance travel and sometimes adapt their plans accordingly** (11%, no change) or have **switched to an energy supplier which offers a greater share of energy from renewable sources than their previous one** (10%, no change).

Fewer than one in ten have **installed solar panels in their home** (9%, +1 pp), **have bought a new car and its low fuel consumption was an important factor in their choice** (7%, -1 pp), have **bought a low-energy home** (4%, no change) or have **bought an electric car** (3%, +1 pp).

Looking at the longer-term trends shows the numbers of people trying to reduce their waste or cut down on their consumption of disposable items are at their lowest levels since 2013.

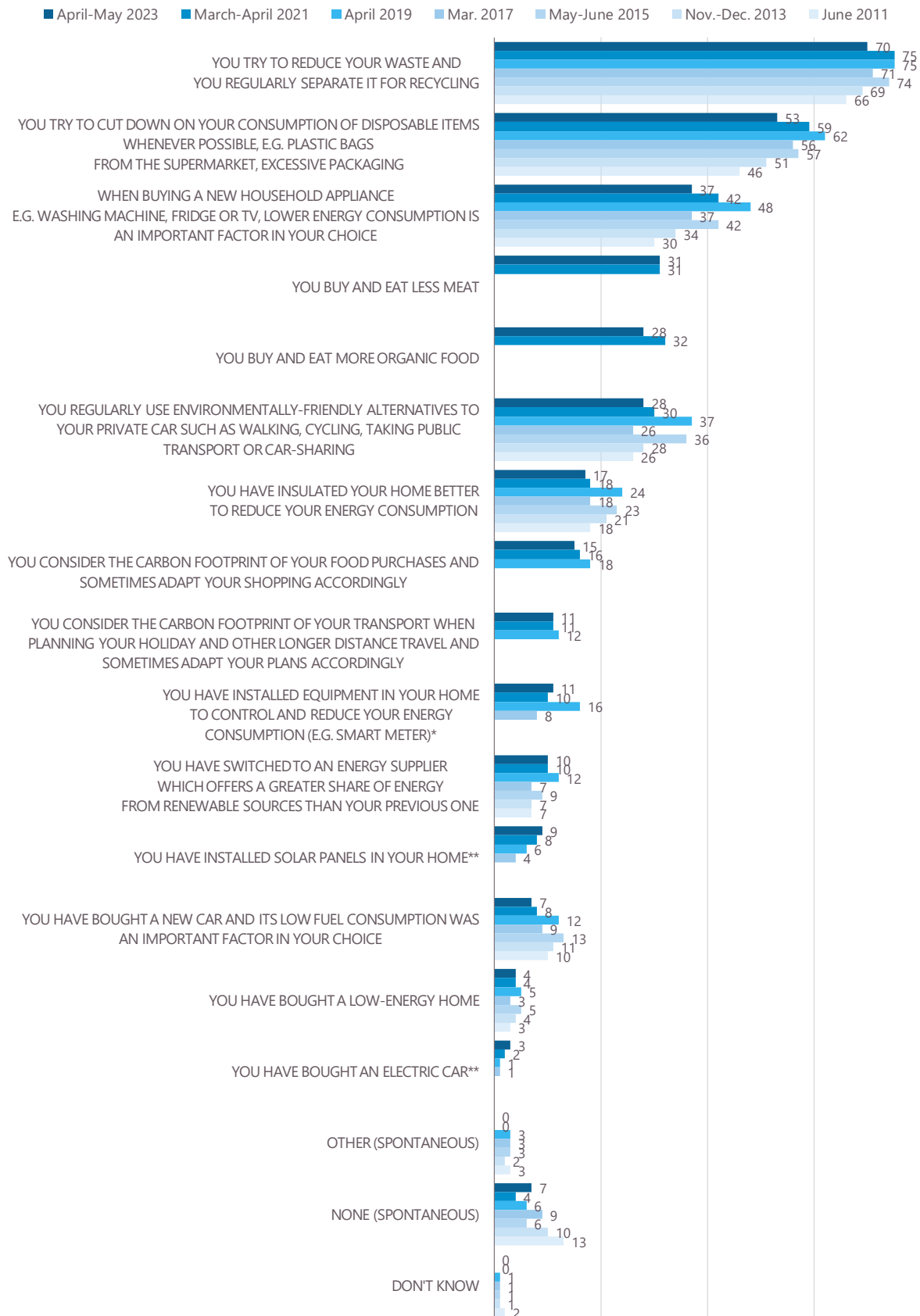
The proportion of respondents who say lower energy consumption is an important factor when buying a new household appliance has declined to the same level as 2017, while the proportion of respondents who have better insulated their home or bought new cars with low fuel consumption an important factor are now at their lowest ever levels.

²³ QCG. Which of the following actions, if any, apply to you? (MULTIPLE ANSWERS POSSIBLE)

Special Eurobarometer 538

Climate change

QC6 Which of the following actions, if any, apply to you? (MULTIPLE ANSWERS POSSIBLE)
(% - EU27)



At a national level at least eight in ten respondents in each Member State say they have taken at least one action to fight climate change in the past six months. All respondents in Malta (100%) say this, as do 99% in Sweden and 98% in Luxembourg, Slovenia and the Netherlands. This compares to 80% in Bulgaria, 83% in Cyprus and 85% in Romania.

Compared to March-April 2021²⁴, respondents in 21 countries are now less likely to say they have taken at least one action, with the largest declines seen in Portugal (87%, -13 percentage points compared to 2021, -2 pp compared to 2019), Poland (87%, -10 pp), Czechia (91%, -8 pp since 2021, -3 pp since 2019) and Latvia (89%, -8 pp). Malta (100%, +3 pp) and Romania (85%, +2 pp) are the only countries where respondents are now more likely to have taken at least one action, while there has been no change in Sweden (99%), Luxembourg (98%), France (96%) and Finland (95%).

In all but one country respondents most often say they **try to reduce their waste and regularly separate it for recycling**, although proportions range from 91% of respondents in Malta and Sweden and 82% in France and Luxembourg to 36% in Romania and 49% in Poland. This action does, however, rank in the top three in all Member States, as it is the third most mentioned in Bulgaria (26%).

'When buying a new household appliance lower energy consumption is an important factor in your choice' is the only other option that ranks first at a national level, being the most mentioned action in Bulgaria (39%). This action is also mentioned by at least half of all respondents in Malta (67%), the Netherlands (54%), Sweden (52%) and Slovenia (51%). This is the third most mentioned action in 16 countries.

In 26 Member States trying to **cut down on the consumption of disposable items whenever possible** is the second most mentioned action, with proportions ranging from 81% of respondents in Sweden, 78% in Malta and 71% in the Netherlands to 31% in Romania, 32% in Bulgaria and 36% in Poland. This action ranks in the top three in each Member State, and in Bulgaria it shares second position with better insulating the home to reduce energy consumption.

Buying and eating less meat is the third most mentioned action in the Netherlands (58%), Germany (47%) and France (41%), and it is also mentioned by at least half of all respondents in Sweden and Luxembourg (both 53%). In contrast, only 11% in Poland and 13% in Portugal and Lithuania say they are taking this action.

Regularly using environmentally friendly alternatives to a private car is the third most mentioned action in Sweden (63%), Finland (45%) and Ireland (29%) and is also widely mentioned in the Netherlands (56%) and Luxembourg (47%). It is least mentioned by respondents in Poland (12%), Italy and Croatia (both 14%).

In four countries **buying and eating more organic food** is the third most mentioned action: Luxembourg (60%), Slovenia (56%), Denmark (47%) and Austria (41%). This is also mentioned by at least half in Sweden (52%). In contrast, 11% in Hungary, 12% in Poland and 14% in Bulgaria say they are taking this action.

In Bulgaria **better insulating the home to reduce energy consumption** ranks second along with trying to cut down the consumption of disposable items (both 32%). Better insulating the home is also mentioned by 43% of respondents in the Netherlands and 32% in Slovenia.

No other actions appear in the top three in any country. Noteworthy results from the remaining actions include:

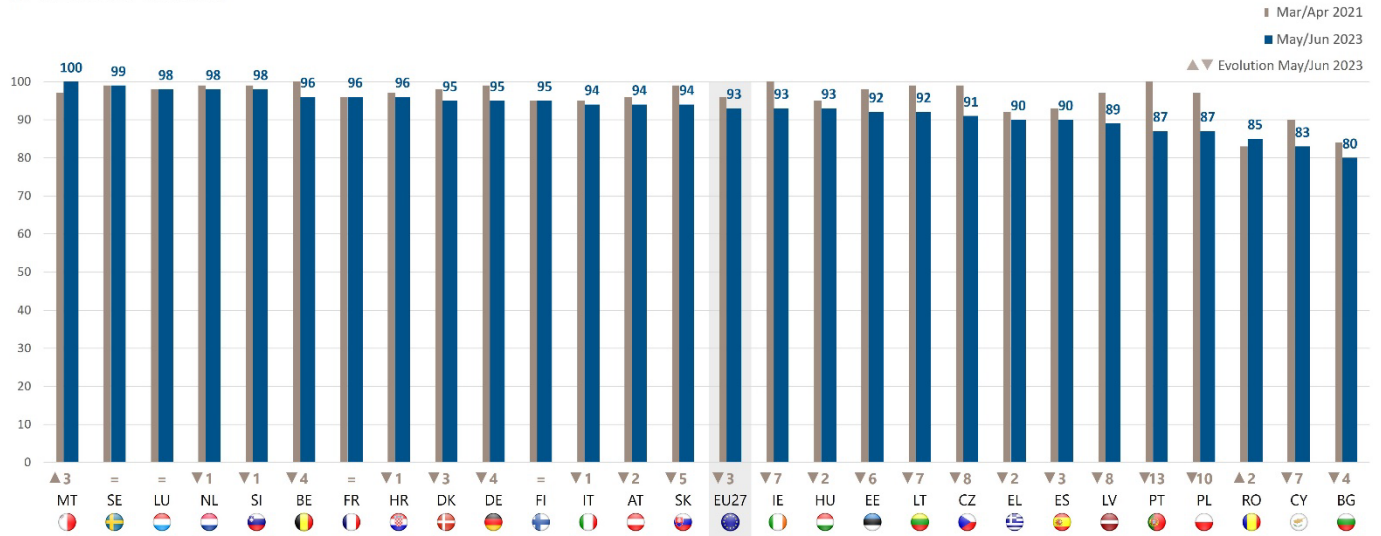
- Respondents in Sweden (46%) and the Netherlands (41%) are more likely than those in other countries to say they consider the carbon footprint of their food purchases and sometime adapt their shopping.
- Respondents in the Netherlands (44%) are more likely than those in other countries to say they have installed equipment in their home to control and reduce energy consumption. Malta (33%) and Luxembourg (20%) are the only other countries where at least one in five say they have done this.
- Respondents in Sweden (43%) are more likely than those in other countries to say they consider the carbon footprint of their transport when planning holidays or longer trips.
- Sweden (25%) is also the only country where at least one in five say they have switched to an energy supplier which offers a greater share of energy from renewable sources.
- The Netherlands (43%), Cyprus (25%) and Malta (21%) are the only countries where at least one in five have installed solar panels in their home.
- Almost one in five respondents in Luxembourg (19%) say they bought a low energy home, with at least one in ten in the Netherlands (12%) and Cyprus (10%) also saying they have done this.

²⁴ Compared to 2021, the methodology used to conduct the survey differed completely in BE, CZ, DK, EE, IE, LV, LT, LU, PT, FI, SE and partially in EL, MT, NL, SI, SK. Where differences are significant, comparison with 2019 results was added.

Special Eurobarometer 538

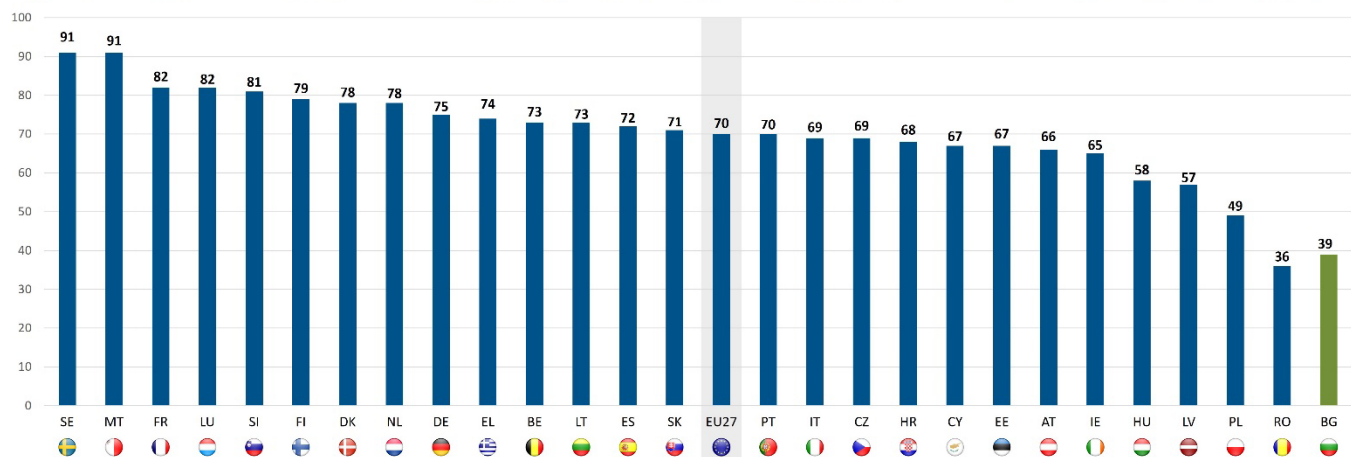
Climate change

QC6 Which of the following actions, if any, apply to you? (MULTIPLE ANSWERS POSSIBLE)
(% - Total 'At least one action')



QC6. Which of the following actions, if any, apply to you? (MULTIPLE ANSWERS POSSIBLE)
(% - The most mentioned answer by country)

■ You try to reduce your waste and you regularly separate it for recycling ■ When buying a new household appliance (e.g. washing machine, fridge or TV), lower energy consumption is an important factor in your choice



QC6 Which of the following actions, if any, apply to you? (MULTIPLE ANSWERS POSSIBLE)
(%)

	EU27	BE	BG	CZ	DK	DE	EE	IE	EL	ES	FR	HR	IT	CY	LV	LT	LU	HU	MT	NL	AT	PL	PT	RO	SI	SK	FI	SE
You try to reduce your waste and you regularly separate it for recycling	70	73	26	69	78	75	67	65	74	72	82	68	69	67	57	73	82	58	91	78	66	49	70	36	81	71	79	91
You try to cut down on your consumption of disposable items whenever possible (e.g. plastic bags from the supermarket, excess packaging)	53	59	32	49	63	65	61	52	64	49	57	49	40	54	48	48	66	55	78	71	57	36	49	31	65	57	69	81
When buying a new household appliance (e.g. washing machine, fridge or TV), lower energy consumption is an important factor in your choice	37	43	39	46	46	41	40	28	40	34	38	34	31	46	41	37	48	37	67	54	38	24	31	27	51	40	42	52
You buy and eat less meat	31	39	19	18	46	47	24	26	14	15	41	22	26	21	17	13	53	18	22	58	39	11	13	14	27	19	41	53
You regularly use environmentally-friendly alternatives to your private car such as walking, cycling, taking public transport or car-sharing	28	42	17	24	43	43	32	29	28	23	27	14	14	17	26	22	47	19	42	56	33	12	16	16	37	31	45	63
You buy and eat more organic food	28	28	14	15	47	39	21	21	16	21	28	32	29	16	24	24	60	11	26	38	41	12	17	17	56	25	22	52
You have insulated your home better to reduce your energy consumption	17	28	32	20	22	10	26	22	19	11	21	20	13	27	16	17	28	19	13	43	11	12	11	20	32	24	19	17
You consider the carbon footprint of your food purchases and sometimes adapt your shopping accordingly	15	22	3	10	27	21	9	22	3	9	24	7	3	8	10	7	30	13	10	41	20	6	8	4	22	12	32	46
You have installed equipment in your home to control and reduce your energy consumption (e.g. smart meter)	11	17	2	7	18	9	12	15	2	8	18	6	4	7	12	13	20	9	33	44	19	8	7	8	18	7	17	17
You consider the carbon footprint of your transport when planning your holiday and other longer distance travel and sometimes adapt your plans accordingly	11	15	3	6	21	16	4	12	2	4	16	3	4	7	5	3	25	8	10	32	19	3	5	6	10	6	30	43
You have switched to an energy supplier which offers a greater share of energy from renewable sources than your previous one	10	14	1	4	15	15	8	13	6	5	9	5	9	3	6	8	16	4	1	19	11	4	7	6	16	4	17	25
You have installed solar panels in your home	9	19	3	8	7	9	4	6	17	6	5	5	6	25	3	3	13	4	21	43	14	5	5	4	12	6	6	9
You have bought a new car and its low fuel consumption was an important factor in your choice	7	10	7	11	15	6	11	9	2	5	11	4	6	12	8	8	16	4	14	12	9	4	4	4	16	6	13	17
You have bought a low-energy home	4	6	3	2	8	2	5	6	1	3	6	1	3	10	2	2	19	6	9	12	4	3	2	4	6	2	4	4
You have bought an electric car	3	3	1	2	9	3	2	5	1	2	2	3	5	1	2	1	8	2	6	9	7	1	2	2	3	1	7	9
Other (SPONTANEOUS)	0	0	0	0	2	1	1	0	0	1	0	0	0	0	0	0	0	0	0	0	1	0	0	1	0	0	0	0
None (SPONTANEOUS)	7	4	18	9	5	5	8	5	9	10	4	3	6	16	9	8	2	7	0	2	6	12	12	15	2	6	4	1
Don't know	0	0	2	1	0	0	0	1	0	0	0	0	0	0	1	1	0	0	0	0	0	1	1	0	0	1	1	0
Total 'At least one action'	93	96	80	91	95	95	92	93	90	90	96	96	94	83	89	92	98	93	100	98	94	87	87	85	98	94	95	99

1st MOST FREQUENTLY MENTIONED ITEM
2nd MOST FREQUENTLY MENTIONED ITEM
3rd MOST FREQUENTLY MENTIONED ITEM

At the overall EU level there have generally only been small changes since April-May 2021²⁵. However, these mask larger national-level changes of at least ten percentage points for 13 of the 15 actions asked about.

In 20 countries respondents are now less likely to say they **try and reduce their waste and separate it for recycling**, and in five countries the decline is at least ten percentage points: Ireland (65%, -24 percentage points compared to 2021, -5 pp compared to 2019), Czechia (69%, -19 pp since 2021, -7 pp since 2019), Belgium (73%, -13 pp since 2021, -5 pp since 2019), Portugal (70%, -12 pp since 2021, -6 pp since 2019) and Poland (49%, -11 pp). In six countries including Malta (91%, +9 pp) respondents are now more likely to be taking this action, while there has been no change in Slovenia (81%).

In 21 countries the proportion of respondents saying they **try to cut down on their consumption of disposable items where possible** has declined, and in three countries by more than 20-percentage points: Portugal (49%, -26 pp since 2021, -4 pp since 2019), Ireland (52%, -25 pp since 2021, -8 pp since 2019) and Czechia (49%, -22 pp since 2021, -5 pp since 2019). There have also been notable declines amongst respondents in Estonia (61%, -15 pp since 2021, -7 pp since 2019), Italy (40%, -11 pp), Latvia (48%, -10 pp) and Poland (36%, -10 pp). In contrast, mentions of this action have increased in five countries including Malta (78%, +7 pp since 2021, +17 pp since 2019), while there has been no change in Hungary (55%).

There have been even larger national changes in the proportion of respondents who say that **when buying a new household appliance lower energy consumption is an important factor in their choice**, with considerable declines observed in Portugal (31%, -42 pp since 2021, -11 pp since 2019), Ireland (28%, -28 pp since 2021, -10 pp since 2019), Czechia (46%, -22 pp since 2021, -5 pp since 2019) and Estonia (40%, -22 pp since 2021, -18 pp since 2019). Declines in mentions are recorded in 19 countries overall. There are five countries including Sweden (52%, +11 pp since 2021, -9 pp since 2019) and Finland (42%, +12 pp since 2021, -9 pp since 2019) where respondents are now more likely to say they have taken this action. No change is observed in Luxembourg (48%) or Austria (38%).

Evolutions for **buying and eating less meat** are mixed. Respondents in 15 countries are now more likely to say they are doing this, with the largest increases seen in Luxembourg (53%, +7 pp) and Sweden (53%, +7 pp). In contrast, mentions have declined in nine countries, and particularly in Portugal (13%, -26 pp) and Ireland (26%, -12 pp). There has been no change in France (41%), Latvia (17%) or Spain (15%).

Compared to 2021, respondents in 19 countries are now less likely to say they **buy and eat more organic food**, and this is particularly the case in Portugal (17%, -18 pp), France (28%, -13 pp) and Ireland (21%, -12 pp). In the remaining eight Member States respondents are now more likely to be taking this action, with the largest increase seen in Luxembourg (60%, +12 pp). There has been no change in Italy (29%).

Mentions of **regular use of environmentally friendly alternatives to a private car** has decreased in 15 countries including Portugal (16%, -22 pp since 2021, +2 pp since 2019), Ireland (29%, -11 pp since 2021, -7 pp since 2019) and Czechia (24%, -11 pp since 2021, -5 pp since 2019), and increased in ten countries including Sweden (63%, +21 pp since 2021, -2 pp since 2019), Malta (42%, +16 pp since 2021, +11 pp since 2019) and Finland (45%, +14 pp since 2021, -3 pp since 2019). There has been no change in Latvia (26%).

The proportion of respondents **better insulating their home to reduce energy consumption** has declined in 13 countries including Ireland (22%, -15 pp since 2021, -10 pp since 2019) and Portugal (11%, -18 pp since 2021, -7 pp since 2019). In contrast, mentions have increased in 12 countries, most notably in Luxembourg (28%, +13 pp since 2021, -2 pp since 2019) and Finland (19%, +11 pp since 2021, -3 pp since 2019). There has been no change in Slovenia (32%) or Latvia (16%).

In 16 countries there has been a decline in the proportion of respondents who say they **consider the carbon footprint of their food purchases and sometimes adapt their shopping accordingly**, with the largest seen in Portugal (8%, -21 pp since 2021, +3 pp since 2019), Ireland (22%, -18 pp since 2021, -3 pp since 2019), Czechia (10%, -14 pp since 2021, +1 pp since 2019) and Belgium (22%, -11 pp since 2021, -7 pp since 2019). This behaviour has increased in nine countries including Sweden (46%, +12 pp since 2021, -1 pp since 2019) and remains unchanged in four.

The proportion of respondents who have **installed equipment in their home to control and reduce their energy consumption** has increased in 18 countries including Finland (17%, +10 pp since 2021, -4 pp since 2019). It has declined in six countries including Portugal (7%, -9 pp since 2021, +1 pp since 2019), and has remained unchanged in Austria (20%), Croatia (7%) and Bulgaria (3%).

Respondents in Sweden (43%, +16 pp since 2021, +1 pp since 2019) are now much more likely to **consider the carbon footprint of their transport when planning their holiday and other longer distance travel and sometimes adapt their plans accordingly**. Overall, the proportion of respondents taking this action has increased in 14 countries, declined in 12 and remained unchanged in Slovenia (10%).

Compared to 2021, respondents in ten countries including Belgium (14%, -11 pp) and Ireland (13%, -10 pp since 2021, -1 pp since 2019) are now less likely to have **switched to an energy supplier which offers a greater share of energy from renewable sources**. In 13 countries respondents are now more likely to be taking this action, while there has been no change in the remaining four countries.

Installing solar panels in the home has declined in seven countries including Portugal (5%, -12 pp since 2021, +1 pp since 2019), increased in 16 countries including the Netherlands (43%, +7 pp since 2021, +20 pp since 2019) and has remained unchanged in four countries.

²⁵ Compared to 2021, the methodology used to conduct the survey differed completely in BE, CZ, DK, EE, IE, LV, LT, LU, PT, FI, SE and partially in EL, MT, NL, SI, SK.

Where differences are significant, comparison with 2019 results was added.

Special Eurobarometer 538

Climate change

Finally, respondents in Luxembourg (19%, +10 pp) are now more likely to say they have **bought a low-energy home**. Cyprus (10%, +6 pp) is the only other country where the evolution is more than four percentage points in either direction.

QC6 Which of the following actions, if any, apply to you? (MULTIPLE ANSWERS POSSIBLE)
(%)



You try to reduce your waste and you regularly separate it for recycling	May/Jun 2023	70	73	26	69	78	75	67	65	74	72	82	68	69	67	57	73	82	58	91	78	66	49	70	36	81	71	79	91
	Δ Mar/Apr 2021	▼5	▼13	▼5	▼19	▼2	▼6	▼6	▼24	▲5	▼6	▼1	▲1	▼5	▼8	▼2	▲4	▼1	▼5	▲9	▼9	▼1	▼11	▼12	▼2	=	▼5	▲4	▲5
You try to cut down on your consumption of disposable items whenever possible (e.g. plastic bags from the supermarket, excess packaging)	May/Jun 2023	53	59	32	49	63	65	61	52	64	49	57	49	40	54	48	66	55	78	71	57	36	49	31	65	57	69	81	
	Δ Mar/Apr 2021	▼6	▲5	▼7	▼22	▼6	▼9	▼15	▼25	▼2	▼4	▲3	▼1	▼11	▲1	▼10	▼9	▼4	=	▲7	▼2	▼3	▼10	▼26	▼3	▼1	▼9	▲1	▲1
When buying a new household appliance (e.g. washing machine, fridge or TV), lower energy consumption is an important factor in your choice	May/Jun 2023	37	43	39	46	46	41	40	28	40	34	38	34	31	46	41	37	48	37	67	54	38	24	31	27	51	40	42	52
	Δ Mar/Apr 2021	▼5	▼14	▼2	▼22	▼3	▼8	▼22	▼28	▼11	▲5	▼3	▲1	▼5	▲1	▼13	▼14	=	▼4	▲9	▼11	=	▼4	▼42	▼3	▼6	▼4	▲12	▲11
You buy and eat less meat	May/Jun 2023	31	39	19	18	46	47	24	26	14	15	41	22	26	21	17	13	53	18	22	58	41	13	14	27	19	41	53	
	Δ Mar/Apr 2021	=	▼5	▲4	▼8	▲2	▼2	▲2	▼12	▼7	=	=	▲4	▲3	▲3	=	▼6	▲7	▲4	▲5	▲3	▲6	▼3	▼26	▲2	▲1	▼5	▲5	▲7
You buy and eat more organic food	May/Jun 2023	28	28	14	15	47	39	21	21	16	21	28	32	29	16	24	24	60	11	26	38	41	12	17	56	25	22	52	
	Δ Mar/Apr 2021	▼4	▼6	▲2	▼5	▼4	▼6	▼5	▼12	▼6	▲3	▼13	▲4	=	▼6	▼1	▼5	▲12	▼1	▲9	▼2	▼7	▼7	▼18	▼7	▲7	▼1	▲2	▲8
You regularly use environmentally-friendly alternatives to your private car such as walking, cycling, taking public transport or car-sharing	May/Jun 2023	28	42	17	24	43	43	32	29	28	23	27	14	14	17	26	22	47	19	42	56	33	12	16	16	37	31	45	63
	Δ Mar/Apr 2021	▼2	▲3	▼3	▼11	▲7	▼7	▼3	▼11	▼9	▼3	▲4	▼3	▼3	▲1	=	▼6	▲8	▲3	▲16	=	▼1	▼2	▼22	▼1	▲2	▼5	▲14	▲21
You have insulated your home better to reduce your energy consumption	May/Jun 2023	17	28	32	20	22	10	26	22	19	11	21	20	13	27	16	17	28	19	13	43	11	12	11	20	32	24	19	17
	Δ Mar/Apr 2021	▼1	▼3	▲1	▼9	▲5	▼6	▼9	▼15	▼5	▲2	▼1	▼2	▲3	▲4	=	▼5	▲13	▲4	▲2	▲6	▼1	▼1	▼18	▼3	=	▲5	▲11	▲7
You consider the carbon footprint of your food purchases and sometimes adapt your shopping accordingly	May/Jun 2023	15	22	3	10	27	21	9	22	3	9	24	7	3	8	10	7	30	13	10	41	20	6	8	4	22	12	32	46
	Δ Mar/Apr 2021	▼1	▼11	=	▼14	▲2	▼1	▼4	▼18	▼3	▲2	▲2	=	▼1	▲3	▲3	▼3	▼2	▼3	=	▲6	=	▼2	▼21	▼1	▼3	▼1	▼1	▲12
You have installed equipment in your home to control and reduce your energy consumption (e.g. smart meter)	May/Jun 2023	11	17	2	7	18	9	12	15	2	8	18	6	4	7	12	13	20	9	33	44	19	8	7	8	18	7	17	17
	Δ Mar/Apr 2021	▲1	▲5	=	▼2	▲8	=	▲4	▼6	▼2	▲2	▲4	▲1	▼2	▲3	=	▲3	▲8	▲1	▲4	▲1	▲5	▲1	▼9	▲3	▲4	▼3	▲10	▲8
You consider the carbon footprint of your transport when planning your holiday and other longer distance travel and sometimes adapt your plans accordingly	May/Jun 2023	11	15	3	6	21	16	4	12	2	4	16	3	4	7	5	3	25	8	10	32	19	3	5	6	10	6	30	43
	Δ Mar/Apr 2021	=	▼2	▲1	▼6	▲4	▼4	▼2	▼3	▼2	▲1	▲4	▼1	▲2	▲4	▲3	▼3	▲9	▼1	▲6	▲6	▲3	▼1	▼3	▲1	=	▼3	▲8	▲16
You have switched to an energy supplier which offers a greater share of energy from renewable sources than your previous one	May/Jun 2023	10	14	1	4	15	15	8	13	6	5	9	5	9	3	6	8	16	4	1	19	11	4	7	6	16	4	17	25
	Δ Mar/Apr 2021	=	▼11	=	▼1	▲2	▼2	▲4	▼10	▼3	▲3	▼1	▲2	▲1	▲1	▲2	=	▲9	▲1	=	▼2	▼2	▼1	▼4	▲2	=	▲1	▲6	▲8
You have installed solar panels in your home	May/Jun 2023	9	19	3	8	7	9	4	6	17	6	5	5	6	25	3	3	13	4	21	43	14	5	4	12	6	6	9	9
	Δ Mar/Apr 2021	▲1	▼7	=	▲2	▼1	▲1	=	▼5	▼3	▲3	▲2	▲2	▲1	▲6	▲2	▼1	=	=	▲2	▲7	▲5	▼2	▼12	▲2	▲4	▲3	▲3	▲4
You have bought a new car and its low fuel consumption was an important factor in your choice	May/Jun 2023	7	10	7	11	15	6	11	9	2	5	11	4	6	12	8	8	16	4	14	12	9	4	4	4	16	6	13	17
	Δ Mar/Apr 2021	▼1	=	▲2	▼1	▲4	▼6	▼6	▼4	▼5	▲3	▲2	▼2	▼1	▼1	▼1	▼1	▲6	▼1	▲3	▲1	▼1	▼2	▼6	=	▲2	▼1	▲3	▲4
You have bought a low-energy home	May/Jun 2023	4	6	3	2	8	2	5	6	1	3	6	1	3	10	2	2	19	6	9	12	4	3	2	4	6	2	4	4
	Δ Mar/Apr 2021	=	▼2	▼1	▼2	▲4	▼1	▼2	▲1	▼3	▲2	▲2	▼1	=	▲6	=	=	▲10	▲1	▲2	▲1	▼3	▼4	▲2	▲1	▲1	▲3	▲2	▲2
You have bought an electric car	May/Jun 2023	3	3	1	2	9	3	2	5	1	2	2	3	5	1	2	1	8	2	6	9	7	1	2	2	3	1	7	9
	Δ Mar/Apr 2021	▲1	=	▲1	▲1	▲6	=	▲1	▲1	=	▲1	▲1	▲2	▲1	▲1	▲2	=	▲2	▲1	▲5	▲4	▲4	▼1	▼2	=	▲1	▼1	▲4	▲5
Other (SPONTANEOUS)	May/Jun 2023	0	0	0	0	2	1	1	0	0	0	1	0	0	0	0	0	0	0	0	0	1	0	0	1	0	0	0	0
	Δ Mar/Apr 2021	=	=	=	=	▲2	▲1	▲1	=	=	▲1	=	=	=	=	=	=	=	=	=	=	▲1	=	=	▲1	=	=	▼1	=
None (SPONTANEOUS)	May/Jun 2023	7	4	18	9	5	5	8	5	9	10	4	3	6	16	9	8	2	7	0	2	6	12	12	15	2	6	4	1
	Δ Mar/Apr 2021	▲3	▲4	▲2	▲8	▲3	▲4	▲6	▲5	▲1	▲3	▲1	=	▲2	▲6	▲6	▲7	=	▲2	▼1	▲1	▲3	▲9	▲12	▼1	▲1	▲5	▼1	=
Don't know	May/Jun 2023	0	0	2	1	0	0	0	1	0	0	0	0	0	0	0	1	1	0	0	0	0	1	1	0	0	1	1	0
	Δ Mar/Apr 2021	=	=	▲1	▲1	=	=	=	▲1	=	=	▼1	=	▼1	=	▲1	▲1	▼1	▼1	▼1	=	▼1	=	▲1	▼1	=	▲1	▲1	=
Total 'At least one action'	May/Jun 2023	93	96	80	91	95	95	92	93	90	90	96	96	94	83	89	92	98	93	100	98	94	87	87	85	98	94	95	99
	Δ Mar/Apr 2021	▼3	▼4	▼4	▼8	▼3	▼4	▼6	▼7	▼2	▼3	=	▼1	▼1	▼7	▼8	▼7	=	▼2	▲3	▼1	▼2	▼10	▼13	▲2	▼1	▼5	=	=

Highlights from the **socio-demographic analysis** include the following:

- Women are more likely than men to say they try to **cut down on their consumption of disposable items** (56% vs 50%), that they **buy and eat less meat** (35% vs 26%) or that they **buy and eat more organic food** (31% vs 24%).
- The younger the respondent, the more likely they are to **regularly use environmentally-friendly alternatives to their private car**: 33% of 15-24 year olds say this compared to 26% of those aged 55 or older.
- Respondents who completed education above the age of 20 are more likely to have taken each of the actions than those who completed education at a younger age. For example, 34% buy and eat more organic food compared to 20% who completed education aged 15 or younger.
- Managers are consistently among the socio-professional groups most likely to have taken each of the actions. For instance, 61% say they try and cut down on their use of disposable items, compared to 50% of manual workers.
- Respondents who never or almost never have difficulties paying bills are more likely to take each of the actions than those who experience greater difficulties. For example, 73% try and reduce their waste and recycle, compared to 65% who have difficulties paying their bills most of the time.
- For each of the 15 actions, respondents who consider themselves part of the upper middle or upper class are more likely to have taken them compared to respondents who consider themselves as part of other categories of the social ladder.

The analysis also shows that respondents who believe climate change is the most serious or one of the most serious problems facing the world are more likely to have taken each of the actions than those who think climate change isn't a serious problem. In addition, respondents who think climate change is a very serious problem are more likely to have taken each of the actions than those who think it is less serious.

Finally, it is interesting to note that a proportion of respondents who say they have not taken action to fight climate change do in fact report taking each of these actions. For example, 50% who say they have not acted also say they try to reduce their waste and separate it for recycling.

Special Eurobarometer 538

Climate change

QC6 Which of the following actions, if any, apply to you? (MULTIPLE ANSWERS POSSIBLE)
(% - EU)

	You have bought a new car and its low fuel consumption was an important factor in your choice	You have bought an electric car	You regularly use environmentally-friendly alternatives to your private car such as walking, cycling, taking public transport or car-sharing	You have insulated your home better to reduce your energy consumption	You have bought a low-energy home	When buying a new household appliance (e.g. washing machine, fridge or TV), lower energy consumption is an important factor in your choice	You have switched to an energy supplier which offers a greater share of energy from renewable sources than your previous one	You have installed equipment in your home to control and reduce your energy consumption (e.g. smart meter)	You have installed solar panels in your home	You consider the carbon footprint of your food purchases and sometimes adapt your shopping accordingly	You consider the carbon footprint of your transport when planning your holiday and other longer distance travel and sometimes adapt your plans accordingly	You buy and eat less meat	You buy and eat more organic food	You try to reduce your waste and you regularly separate it for recycling	You try to cut down on your consumption of disposable items whenever possible (e.g. plastic bags from the supermarket, excess packaging)	Other (SPONTANEOUS)	None (SPONTANEOUS)	Don't know	Total 'At least one action'
EU27	7	3	28	17	4	37	10	11	9	15	11	31	28	70	53	0	7	0	93
Gender																			
Man	8	4	28	18	4	37	10	12	9	14	11	26	24	68	50	0	8	0	92
Woman	6	3	29	16	3	37	10	10	8	17	12	35	31	72	56	0	6	0	94
Age																			
15-24	4	3	33	9	2	24	8	8	6	17	14	32	28	68	50	0	7	0	92
25-39	7	4	31	17	5	41	12	11	7	17	12	32	31	68	55	0	5	0	94
40-54	9	5	27	20	5	41	11	13	10	16	13	29	28	70	53	0	6	0	94
55 +	7	2	26	17	3	36	8	11	9	13	10	31	25	71	53	0	8	1	91
Education (End of)																			
15-	3	1	20	10	2	30	6	5	4	6	3	24	20	70	47	0	11	0	88
16-19	6	3	23	16	4	37	8	10	7	12	8	26	24	67	50	0	7	0	93
20+	11	5	35	23	5	44	14	17	13	22	18	38	34	74	60	0	4	0	96
Still studying	4	3	41	9	1	24	8	7	6	19	17	38	37	73	55	0	6	1	93
Socio-professional category																			
Self-employed	9	7	27	24	5	46	16	15	16	14	12	30	32	71	55	1	4	0	95
Managers	12	7	35	22	6	46	15	17	13	23	19	39	37	72	61	0	3	0	97
Other white collars	7	4	28	19	6	40	12	13	8	16	12	30	28	68	51	0	7	0	93
Manual workers	8	3	26	16	4	36	8	10	7	13	10	25	24	67	50	0	7	0	93
House persons	4	3	20	13	4	33	7	9	7	9	5	24	23	64	51	1	9	0	91
Unemployed	3	1	22	9	1	31	8	6	5	13	9	27	18	69	51	0	11	1	89
Retired	7	2	26	17	3	35	7	11	8	13	9	31	24	72	53	0	9	1	91
Students	4	3	41	9	1	24	8	7	6	19	17	38	37	73	55	0	6	1	93
Difficulties paying bills																			
Most of the time	4	3	23	10	2	30	6	8	5	11	8	27	20	65	48	0	11	1	89
From time to time	5	2	23	14	3	33	9	8	6	12	8	25	23	62	46	1	9	0	90
Almost never/ Never	8	4	31	19	4	39	10	13	10	17	13	34	31	73	57	0	5	0	94
Consider belonging to																			
The working class	5	1	23	12	2	30	5	8	4	11	6	22	18	69	50	0	9	1	90
The lower middle class	6	1	24	14	3	36	9	9	6	13	9	29	22	68	53	1	9	0	91
The middle class	8	4	30	18	4	39	11	12	9	16	12	33	31	70	54	0	6	0	94
The upper middle class	12	9	42	27	7	42	16	22	19	27	24	45	44	74	60	0	3	0	97
The upper class	11	11	35	25	13	49	15	23	21	25	19	35	34	72	63	0	2	2	96
Climate change																			
Biggest problem	9	5	43	19	4	43	13	14	11	26	23	46	39	77	63	0	4	0	96
One of the problems	8	4	32	19	4	41	11	13	9	19	13	36	32	78	61	0	3	0	96
Not a problem	6	3	22	15	4	33	8	10	7	10	7	23	22	63	46	1	10	1	90
Perception of climate change																			
Not a serious problem	7	3	18	14	4	29	5	10	7	7	5	15	16	55	38	1	14	0	85
A fairly serious problem	7	3	21	13	4	29	7	10	8	10	6	22	19	54	41	1	12	1	87
A very serious problem	7	4	31	18	4	39	11	12	9	17	13	34	31	74	57	0	5	0	95
Has taken action to fight climate change																			
Yes	9	4	36	20	4	44	12	15	11	21	15	39	35	81	64	0	0	0	99
No	5	2	14	11	3	24	6	6	5	6	5	17	15	50	33	0	18	1	81

III. ATTITUDES TO FIGHTING CLIMATE CHANGE AND THE TRANSITION TO CLEAN ENERGIES



Special Eurobarometer 538

Climate change

This chapter explores Europeans' attitudes towards fighting climate change as well as the transition to clean energies. This includes the potential positive impacts of reducing fossil fuel imports, adapting to climate change, increased public financial support for the transition to clean energy, and the health impacts of climate change.

More than eight in ten Europeans think tackling climate change and environmental issues should be a priority to improve public health

Respondents were asked to what extent they agreed or disagreed with six statements relating to fighting climate change and the transition to clean energy²⁶. More than six in ten agree with each statement.

More than eight in ten respondents (84%, -3 percentage points since March-April 2021) agree that **tackling climate change and environmental issues should be a priority to improve public health**, with 41% saying they "totally agree".

Almost eight in ten (78%, -3 pp) agree that **more public financial support should be given to the transition to clean energies even if it means subsidies to fossil fuels should be reduced**, with 36% totally agreeing with this statement.

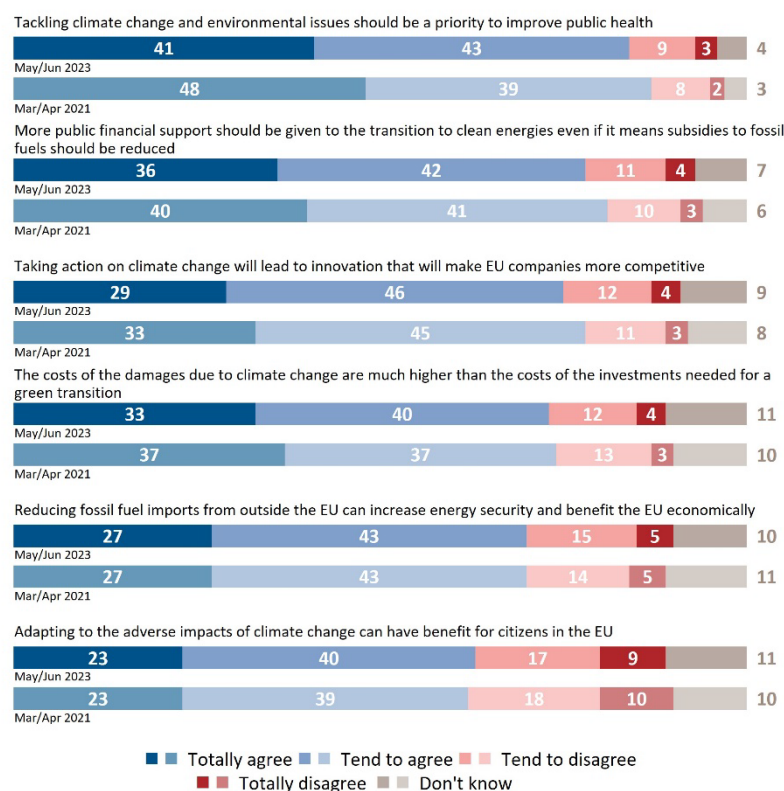
Three quarters (75%, -3 pp) agree that **taking action on climate change will lead to innovation that will make EU companies more competitive**, including 29% who "totally agree". Almost as many (73%, -1 pp) agree that **the costs of the damages due to climate change are much higher than the costs of the investments needed for a green transition**, including 33% who "totally agree".

Seven in ten respondents (70%, no change) agree that **reducing fossil fuel imports from outside the EU can increase energy security and benefit the EU economically**, with 27% totally agreeing.

Finally, 63% (-1 pp) of respondents agree that **adapting to the adverse impacts of climate change can have benefit for citizens in the EU**, including 23% who "totally agree".

for citizens in the EU, including 23% who "totally agree".

QC4. To what extent do you agree or disagree with each of the following statements? (% - EU27)



²⁶ QC4. To what extent do you agree or disagree with each of the following statements? QC4.1 Tackling climate change and environmental issues should be a priority to improve public health; QC4.2 The costs of the damages due to climate change are much higher than the costs of the investments needed for a green transition; QC4.3 Reducing fossil fuel imports from outside the EU can increase

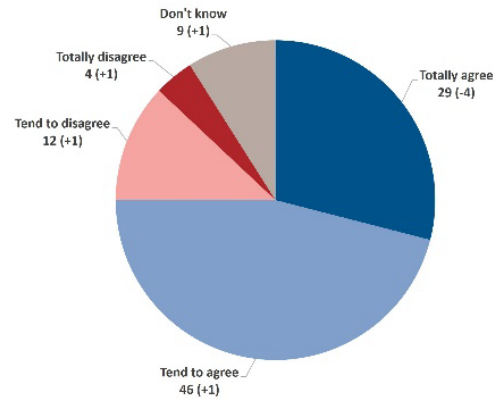
energy security and benefit the EU economically; QC 4.4 Taking action on climate change will lead to innovation that will make EU companies more competitive; QC4.5 More public financial support should be given to the transition to clean energies even if it means subsidies to fossil fuels should be reduced; QC4.6 Adapting to the adverse impacts of climate change can have benefit for citizens in the EU.

1. Attitudes towards taking action on climate change

Three quarters of Europeans agree that taking action on climate change will lead to innovation that will make EU companies more competitive

Three quarters of respondents (75%, -3 pp) agree that **taking action on climate change will lead to innovation that will make EU companies more competitive**, including 29% (-4 pp) who “totally agree”. Just over one in ten (16%, -2 pp) disagrees, while 9% (+1 pp) say they don't know.

QC4.4 To what extent do you agree or disagree with each of the following statements?
Taking action on climate change will lead to innovation that will make EU companies more competitive
(% - EU27)



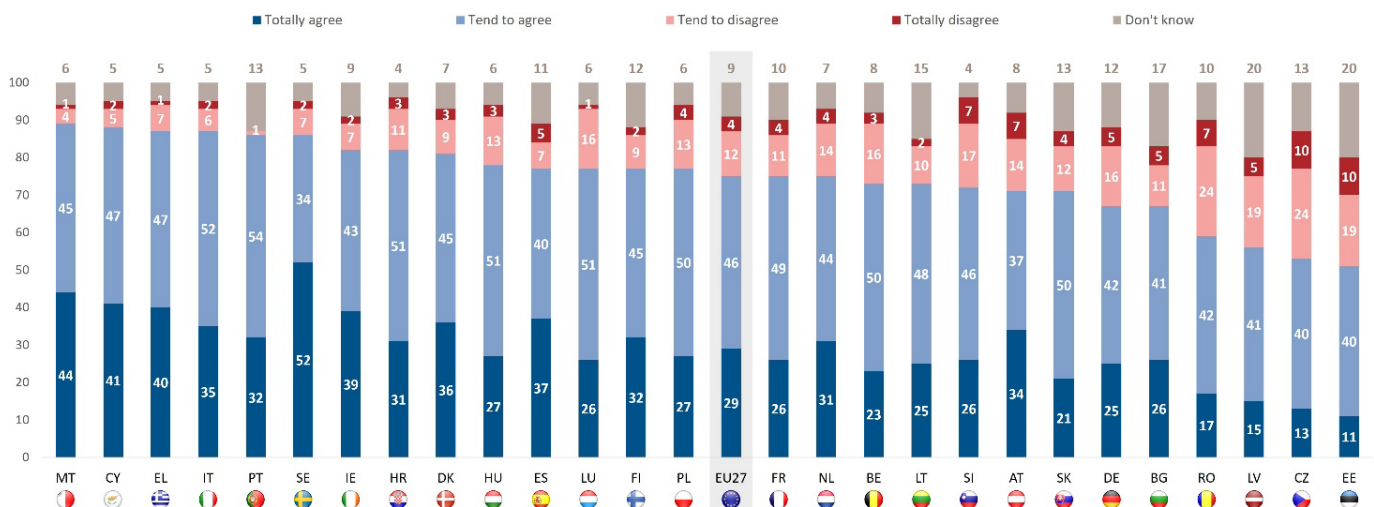
(May/June 2023 – Mar/Apr 2021)

In every Member State more than half of all respondents agree that **taking action on climate change will lead to innovation that will make EU companies more competitive**, with levels ranging from 89% in Malta, 88% in Cyprus and 87% in Greece and Italy to 51% in Estonia, 53% in Czechia and 56% in Latvia.

In 23 countries at least one in five “totally agree” with this statement, with the highest proportions seen in Sweden (52%), Malta (44%) and Cyprus (41%). In contrast, 11% in Estonia, 13% in Czechia and 15% in Latvia also ‘totally agree’.

The proportion of respondents who say they “don't know” is particularly high in Latvia and Estonia (20% each).

QC4.4 To what extent do you agree or disagree with each of the following statements?
(% - Taking action on climate change will lead to innovation that will make EU companies more competitive)



Special Eurobarometer 538

Climate change

Compared to March–April 2021²⁷, respondents in 21 countries are now less likely to agree that taking action on climate change will lead to innovation that will make EU companies more competitive. The decline in Estonia (51%, -26 pp) is considerably larger than in any other country (however, when comparing to the results of 2019, the decline is of -5 pp), although there are five other countries where the drop is at least ten percentage points: Latvia (56%, -13 pp), Czechia (53%, -13 pp), Belgium (73%, -13 pp since 2021, -9 pp since 2019) Slovakia (71%, -12 pp) and Luxembourg (77%, -10 pp since 2021, +4 pp since 2019). In contrast, agreement has increased in five countries including Italy (87%, +5 pp), and there has been no change in Hungary (78%).

It is worth mentioning that levels of “don’t know” have increased by more than ten percentage points in six countries, with the highest increases seen in Estonia (20%, +20 pp since 2021, -9 pp since 2019), Latvia (20%, +20 pp since 2021, +2 pp since 2019).

QC4.4 To what extent do you agree or disagree with each of the following statements?

Taking action on climate change will lead to innovation that will make EU companies more competitive (%)



Total 'Agree'	May/Jun 2023	75	87	89	88	87	77	78	75	67	82	86	67	71	82	77	81	77	75	73	86	59	72	77	71	73	53	56	51
	Δ Mar/Apr 2021	▼3	▲5	▲3	▲2	▲1	▲1	=	▼1	▼2	▼2	▼2	▼4	▼4	▼5	▼5	▼6	▼6	▼6	▼8	▼8	▼8	▼8	▼10	▼12	▼13	▼13	▼13	▼26
Total 'Disagree'	May/Jun 2023	16	8	5	7	8	17	16	15	16	14	9	21	21	9	11	12	12	18	12	1	31	24	17	16	19	34	24	29
	Δ Mar/Apr 2021	▲2	▼4	=	▲1	=	▲4	▲4	▲1	▲7	▲2	▼3	▲2	▲4	▼4	▼7	=	▲6	▲4	▼7	▼4	▲10	▲6	▲4	▲7	▲6	▲1	▼7	▲6
Don't know	May/Jun 2023	9	5	6	5	5	6	6	10	17	4	5	12	8	9	12	7	11	7	15	13	10	4	6	13	8	13	20	20
	Δ Mar/Apr 2021	▲1	▼1	▼3	▼3	▼1	▼5	▼4	=	▼5	=	▲5	▲2	=	▲9	▲12	▲6	=	▲2	▲15	▲12	▼2	▲2	▲6	▲5	▲7	▲12	▲20	▲20

²⁷ Compared to 2021, the methodology used to conduct the survey differed completely in BE, CZ, DK, EE, IE, LV, LT, LU, PT, FI, SE and partially in EL, MT, NL, SI, SK. Where differences are significant, comparison with 2019 results was added.

Special Eurobarometer 538

Climate change

The **socio-demographic analysis** shows that more than two thirds of respondents in each group agree that taking action on climate change will lead to innovation that will make EU companies more competitive. It also illustrates the following:







- The younger the respondent, the more likely they are to agree: 83% of 15-24 year olds do so, compared to 71% of those aged 55 or older.
- Respondents who completed education aged 20 or older (79%) are more likely to agree than those who completed at a younger age.
- Students (84%) are more likely to agree than other socio-professional groups, and particularly retired people (69%).
- Respondents who consider themselves part of the upper middle (82%) or upper class (81%) are more likely to agree than those who consider themselves part of lower categories of the social ladder.

The analysis also shows that respondents who believe climate change is the most serious (86%) or one of the most serious problems (81%) facing the world are more likely to agree than those who think climate change is not one of the most serious problems (69%). In addition, respondents who think climate change is a very serious problem (81%) are more likely to agree than those who think it is less serious. Finally, respondents who have taken action to fight climate change are more likely to agree than those who have not (80% vs 68%).

QC4_4 To what extent do you agree or disagree with each of the following statements?

Taking action on climate change will lead to innovation that will make EU companies more competitive

(% - EU)

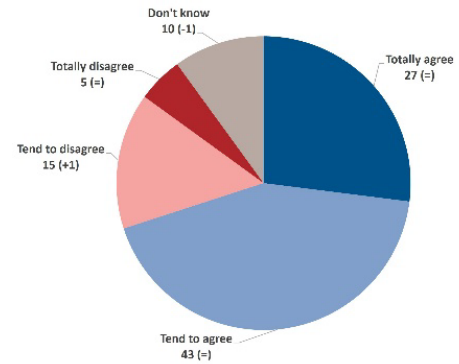
	Total 'Agree'	Total 'Disagree'	Don't know
EU27	75	16	9
 Gender			
Man	76	17	7
Woman	73	16	11
 Age			
15-24	83	11	6
25-39	77	16	7
40-54	75	18	7
55 +	71	16	13
 Education (End of)			
15-	70	12	18
16-19	72	19	9
20+	79	15	6
Still studying	84	10	6
 Socio-professional category			
Self- employed	76	18	6
Managers	79	16	5
Other white collars	78	16	6
Manual workers	74	18	8
House persons	72	15	13
Unemployed	72	17	11
Retired	69	16	15
Students	84	10	6
 Difficulties paying bills			
Most of the time	72	17	11
From time to time	71	19	10
Almost never/ Never	76	15	9
 Consider belonging to			
The working class	70	15	15
The lower middle class	72	18	10
The middle class	77	16	7
The upper middle class	82	15	3
The upper class	81	17	2
Climate change			
Biggest problem	86	10	4
One of the problems	81	11	8
Not a problem	69	20	11
Perception of climate change			
Not a serious problem	42	47	11
A fairly serious problem	63	26	11
A very serious problem	81	11	8
Has taken action to fight climate change			
Yes	80	13	7
No	68	21	11

2. Attitudes towards reducing fossil fuel imports

A large majority of Europeans agree reducing fossil fuel imports from outside the EU can increase energy security and benefit the EU economically

Seven in ten respondents (70%, no change since March-April 2021) agree that reducing fossil fuel imports from outside the EU can increase energy security and benefit the EU economically, with 27% (no change) totally agreeing. Comparatively, 20% (+1 pp) say they disagree, and 10% (-1 pp) say they don't know.

QC4.3 To what extent do you agree or disagree with each of the following statements?
Reducing fossil fuel imports from outside the EU can increase energy security and benefit the EU economically (% - EU27)



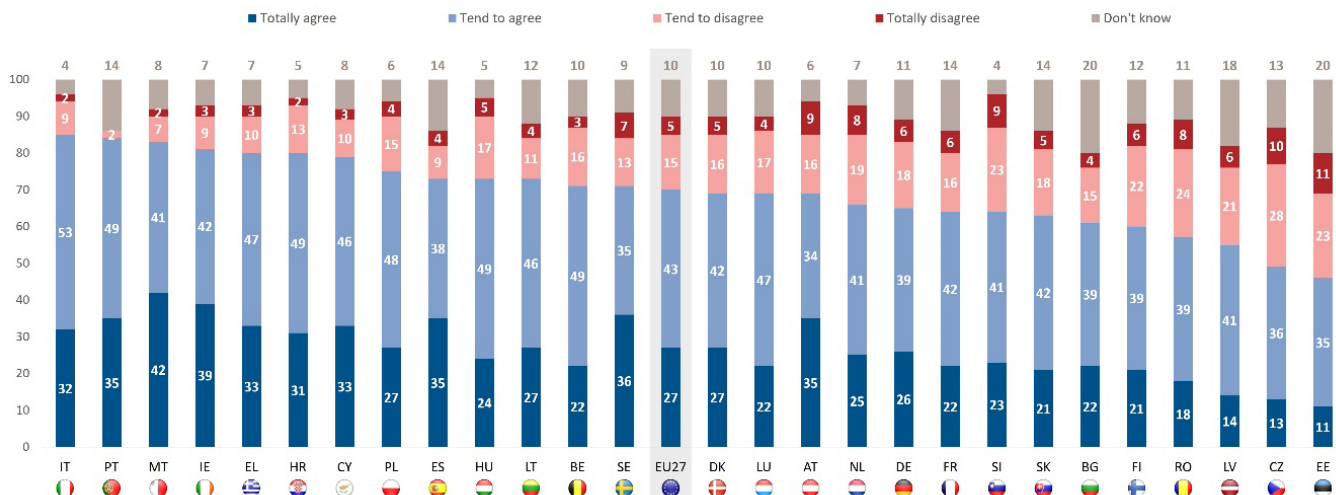
(May/June 2023 – Mar/Apr 2021)

In every Member State, respondents are most likely to agree that reducing fossil fuel imports from outside the EU can increase energy security and benefit the EU economically. The highest levels of agreement are seen in Italy (85%), Portugal (84%) and Malta (83%), and the lowest in Estonia (46% agree vs 34% disagree), Czechia (49% vs 38%) and Latvia (55%).

In ten countries at least three in ten “totally agree” with this statement, with the highest levels seen in Malta (42%), Ireland (39%) and Sweden (36%). In contrast, 11% of respondents in Estonia, 13% in Czechia and 14% in Latvia say they “totally agree”.

The proportion of respondents who say they don't know is particularly high in Bulgaria, Estonia (20% each) and Latvia (18%).

QC4.3 To what extent do you agree or disagree with each of the following statements?
(% - Reducing fossil fuel imports from outside the EU can increase energy security and benefit the EU economically)



Special Eurobarometer 538

Climate change

In 17 Member States, respondents are now less likely than they were in March-April 2021²⁸ to agree reducing fossil fuel imports from outside the EU can increase energy security and benefit the EU economically, with the largest declines observed in Estonia (46%, -28pp compared to 2021, -2 pp compared to 2019), Slovakia (63%, -15 pp since 2021, -11 pp since 2019), Czechia (49%, -15 pp since 2021, -8 pp since 2019) and Denmark (69%, -10 pp since 2021, -2 pp since 2019).

In the remaining ten countries the level of agreement has increased, with the largest seen in Cyprus (79%, +9 pp), Italy (85%, +7 pp) and Malta (83%, +6 pp since 2021, +1 pp since 2019) and Greece (80%, +6 pp since 2021, no change compared to 2019).

Levels of “don’t know” have increased or decreased by at least ten percentage points in nine countries, most notably in Estonia (20%, +20 pp since 2021, -13 pp since 2019), Latvia (18%, +18 pp since 2021, -3 pp since 2019) and Portugal (14%, +13 pp since 2021, +2 pp since 2019).

QC4.3 To what extent do you agree or disagree with each of the following statements?

Reducing fossil fuel imports from outside the EU can increase energy security and benefit the EU economically (%)



		EU27	CY	IT	EL	MT	FR	PL	BG	HR	HU	NL	BE	DE	LT	AT	PT	RO	IE	ES	SI	FI	LV	LU	SE	DK	CZ	SK	EE
Total 'Agree'	May/Jun 2023	70	79	85	80	83	64	75	61	80	73	66	71	65	73	69	84	57	81	73	64	60	55	69	71	69	49	63	46
	Δ Mar/Apr 2021	=	▲9	▲7	▲6	▲6	▲5	▲4	▲3	▲3	▲1	▲1	▼1	▼1	▼1	▼3	▼3	▼4	▼6	▼6	▼7	▼7	▼8	▼9	▼9	▼10	▼15	▼15	▼28
Total 'Disagree'	May/Jun 2023	20	13	11	13	9	22	19	19	15	22	27	19	24	15	25	2	32	12	13	32	28	27	21	20	21	38	23	34
	Δ Mar/Apr 2021	▲1	▼2	▼3	▼3	=	▲2	▲3	▲7	=	▲5	=	▼9	▲2	▼11	▲5	▼10	▲9	▼1	▲6	▲6	▼5	▼10	▼1	=	▲1	▲3	▲10	▲8
Don't know	May/Jun 2023	10	8	4	7	8	14	6	20	5	5	7	10	11	12	6	14	11	7	14	4	12	18	10	9	10	13	14	20
	Δ Mar/Apr 2021	▼1	▼7	▼4	▼3	▼6	▼7	▼7	▼10	▼3	▼6	▼1	▲10	▼1	▲12	▼2	▲13	▼5	▲7	=	▲1	▲12	▲18	▲10	▲9	▲9	▲12	▲5	▲20

²⁸ Compared to 2021, the methodology used to conduct the survey differed completely in BE, CZ, DK, EE, IE, LV, LT, LU, PT, FI, SE and partially in EL, MT, NL, SI, SK. Where differences are significant, comparison with 2019 results was added.

Special Eurobarometer 538

Climate change

The **socio-demographic analysis** shows that more than six in ten respondents in each group agree that reducing fossil fuel imports from outside the EU can increase energy security and benefit the EU economically. It also highlights the following differences:







- The younger the respondent, the more likely they are to agree: 76% of 15-24 year olds do so, compared to 67% of those aged 55 or older.
- The longer a respondent remained in education, the more likely they are to agree: 72% who completed education aged 20 or older agree, compared to 64% who completed age 15 or younger.
- Students (76%), managers (75%) and other white-collar workers (74%) are the most likely to agree, particularly compared to retired people (65%).
- The higher up the social ladder a respondent considers themselves, the more likely they are to agree.

The analysis also illustrates respondents who believe climate change is the most serious (78%) or one of the most serious problems (76%) facing the world are more likely to agree than those who do not think climate change is one of the most serious problems (64%). In a similar pattern, respondents who think climate change is a very serious problem (76%) are more likely to agree than those who think it is less serious. Finally, respondents who have taken action to fight climate change are more likely to agree than those who have not (74% vs 65%).

QC4_3 To what extent do you agree or disagree with each of the following statements?

Reducing fossil fuel imports from outside the EU can increase energy security and benefit the EU economically

(% - EU)

	Total 'Agree'	Total 'Disagree'	Don't know
EU27	70	20	10
 Gender			
Man	71	22	7
Woman	69	18	13
 Age			
15-24	76	15	9
25-39	71	21	8
40-54	72	20	8
55 +	67	20	13
 Education (End of)			
15-	64	17	19
16-19	69	21	10
20+	72	21	7
Still studying	76	15	9
 Socio-professional category			
Self- employed	72	21	7
Managers	75	19	6
Other white collars	74	19	7
Manual workers	69	22	9
House persons	67	18	15
Unemployed	72	16	12
Retired	65	20	15
Students	76	15	9
 Difficulties paying bills			
Most of the time	67	20	13
From time to time	69	20	11
Almost never/ Never	71	19	10
 Consider belonging to			
The working class	65	19	16
The lower middle class	69	21	10
The middle class	72	20	8
The upper middle class	76	20	4
The upper class	79	16	5
Climate change			
Biggest problem	78	15	7
One of the problems	76	15	9
Not a problem	64	24	12
Perception of climate change			
Not a serious problem	40	49	11
A fairly serious problem	60	28	12
A very serious problem	76	15	9
Has taken action to fight climate change			
Yes	74	17	9
No	65	23	12

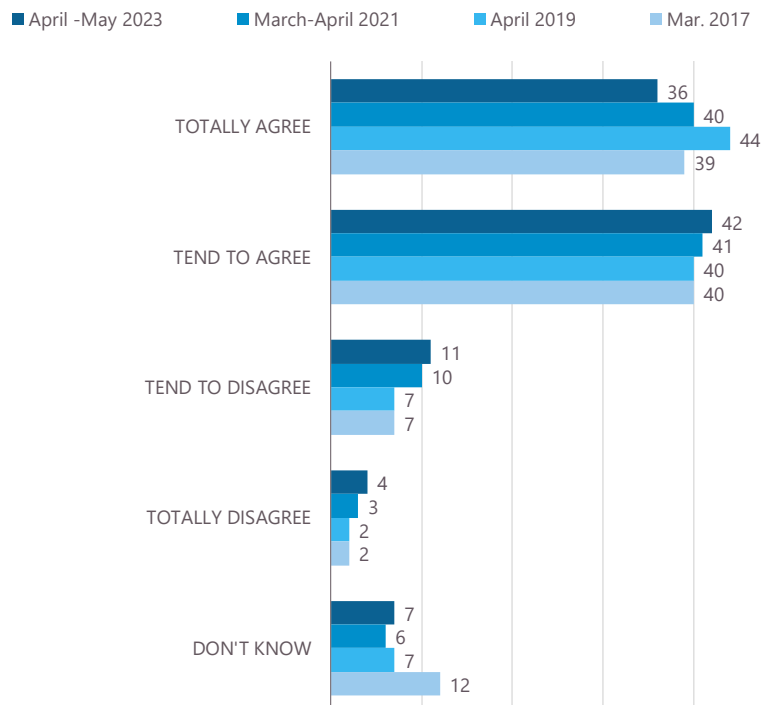
3. Attitudes to public financial support for clean energies as opposed to fossil fuel subsidies

More than three quarters of Europeans agree that more public financial support should be given to the transition to clean energies even if it means fossil fuel subsidies should be reduced

Almost eight in ten respondents (78%, -3 pp) agree **more public financial support should be given to the transition to clean energies even if it means subsidies to fossil fuels should be reduced**, with 36% (-4 pp) saying they “totally agree” with this statement. More than one in ten (15%, +2 pp) disagree, while 7% (+1 pp) say they don’t know.

The longer-term trend shows this is the lowest level of overall agreement since this question was first asked in 2017 and the proportion of respondents who totally agree is also at its lowest ever level.

QC4.5 To what extent do you agree or disagree with each of the following statements?
More public financial support should be given to the transition to clean energies even if it means subsidies to fossil fuels should be reduced
(% - EU27)



Special Eurobarometer 538

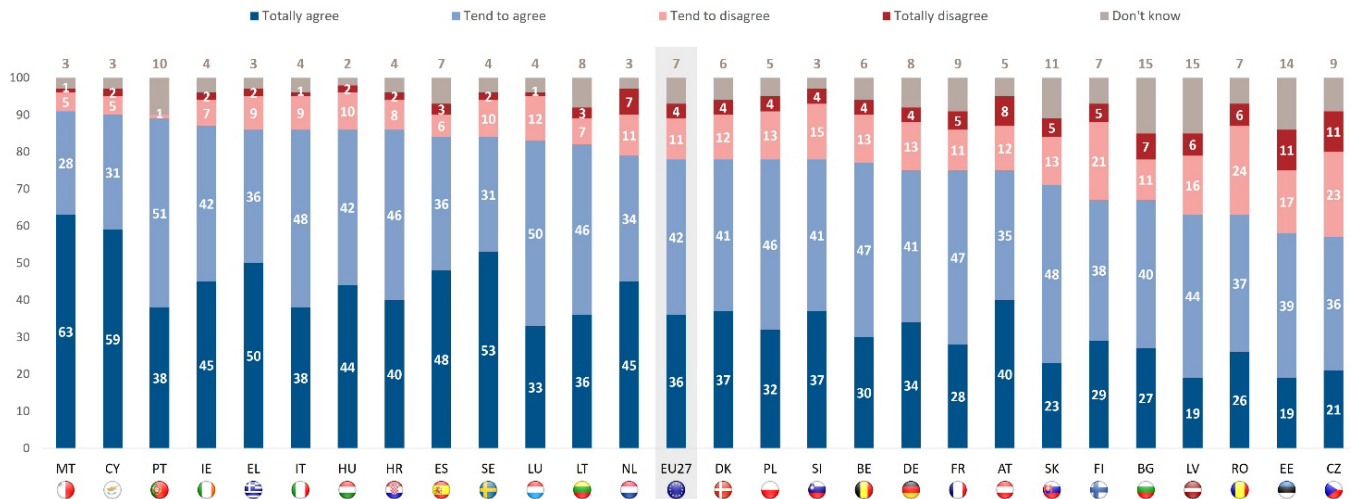
Climate change

At the national level, more than half of the respondents in each country agree that more public financial support should be given to the transition to clean energies, even if it means subsidies to fossil fuels should be reduced. Support is highest in Malta (91%), Cyprus (90%) and Portugal (89%), but 57% in Czechia, 58% in Estonia and 63% in Latvia and Romania also agree.

There are four countries where a majority totally agrees with this statement: Malta (63%), Cyprus (59%), Sweden (53%) and Greece (50%). At the other end of the scale only 19% in Latvia and Estonia totally agree.

QC4.5 To what extent do you agree or disagree with each of the following statements?

(% - More public financial support should be given to the transition to clean energies even if it means subsidies to fossil fuels should be reduced)



Agreement with the statement has declined in 21 countries since March-April 2021²⁹ with the most notable declines seen in Estonia (58%, -23 pp compared to 2021, -16 pp compared to 2019), Czechia (57%, -18 pp), Slovakia (71%, -13 pp) and Belgium (77%, -13 pp since 2021, -8 pp since 2019). There have been small (1-2 pp) increases in three countries, and opinion remains unchanged in three countries.

Levels of "don't know" have increased by at least ten percentage point in three countries: Latvia (15%, +15 pp since 2021, no change compared to 2019), Estonia (14%, +14 pp since 2021, -3 pp since 2019) and Portugal (10%, +10 pp since 2021, no change compared to 2019).

QC4.5 To what extent do you agree or disagree with each of the following statements?

More public financial support should be given to the transition to clean energies even if it means subsidies to fossil fuels should be reduced (%)

		EU27	IT	CY	MT	BG	PL	SE	DE	HU	ES	EL	HR	LU	AT	IE	LT	RO	FR	FI	DK	PT	SI	NL	LV	BE	SK	CZ	EE
Total 'Agree'	May/Jun 2023	78	86	90	91	67	78	84	75	86	84	86	86	83	75	87	82	63	75	67	78	89	78	79	63	77	71	57	58
	Δ Mar/Apr 2021	▼3	▲2	▲1	▲1	=	=	=	▼1	▼1	▼2	▼3	▼3	▼3	▼3	▼4	▼4	▼4	▼5	▼5	▼6	▼6	▼7	▼8	▼9	▼13	▼13	▼18	▼23
Total 'Disagree'	May/Jun 2023	15	10	7	6	18	17	12	17	12	9	11	10	13	20	9	10	30	16	26	16	1	19	18	22	17	18	34	28
	Δ Mar/Apr 2021	▲2	=	▲3	▲2	▲8	▲3	▼4	▲1	▲3	▲2	▲4	▲2	▼1	▲4	=	▼4	▲8	▲5	▼2	▲1	▼4	▲5	▲6	▼6	▲7	▲9	▲9	▲9
Don't know	May/Jun 2023	7	4	3	3	15	5	4	8	2	7	3	4	4	5	4	8	7	9	7	6	10	3	3	15	6	11	9	14
	Δ Mar/Apr 2021	▲1	▼2	▼4	▼3	▼8	▼3	▲4	=	▼2	=	▼1	▲1	▲4	▼1	▲4	▲8	▼4	=	▲7	▲5	▲10	▲2	▲2	▲15	▲6	▲4	▲9	▲14

²⁹ Compared to 2021, the methodology used to conduct the survey differed completely in BE, CZ, DK, EE, IE, LV, LT, LU, PT, FI, SE and partially in EL, MT, NL, SI, SK. Where differences are significant, comparison with 2019 results was added.

Special Eurobarometer 538

Climate change

The **socio-demographic analysis** shows that more than seven in ten respondents in each group agree that more public financial support should be given to the transition to clean energies even if it means subsidies to fossil fuels should be reduced. It also highlights the following:







- The younger the respondent, the more likely they are to agree: 84% of 15-24 year olds do so, compared to 75% of those aged 55 or older.
- The longer a respondent remained in education, the more likely they are to agree: 81% who completed education aged 20 or older agree, compared to 73% who completed age 15 or younger.
- Students (87%) are more likely to agree than other socio-professional groups, and particularly housepersons and retired people (both 74%).
- The fewer difficulties a respondent experiences paying bills, the more likely they are to agree: 80% who never or almost never have difficulties agree, compared to 72% of those who experience difficulties most of the time.

The analysis also illustrates that respondents who believe climate change is the most serious problem (90%) facing the world are more likely to agree than those who think climate change is one of the most serious problems (84%) or not a serious problem (71%). In addition, respondents who think climate change is a very serious problem (84%) are more likely to agree than those who think it is less serious. Finally, respondents who have taken action to fight climate change are more likely to agree than those who have not (83% vs 70%).

QC4_5 To what extent do you agree or disagree with each of the following statements?

More public financial support should be given to the transition to clean energies even if it means subsidies to fossil fuels should be reduced

(% - EU)

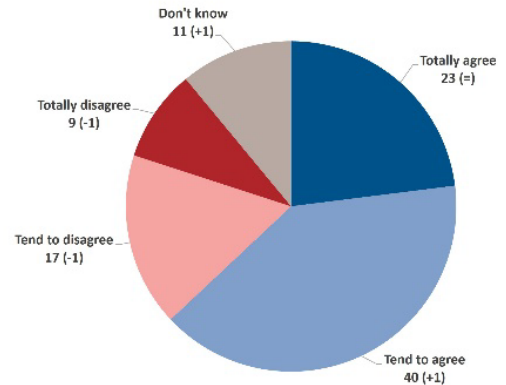
	Total 'Agree'	Total 'Disagree'	Don't know
EU27	78	15	7
 Gender			
Man	79	16	5
Woman	78	14	8
 Age			
15-24	84	12	4
25-39	80	16	4
40-54	79	16	5
55 +	75	16	9
 Education (End of)			
15-	73	13	14
16-19	76	17	7
20+	81	15	4
Still studying	87	9	4
 Socio-professional category			
Self-employed	80	16	4
Managers	83	14	3
Other white collars	79	16	5
Manual workers	76	18	6
House persons	74	17	9
Unemployed	75	16	9
Retired	74	15	11
Students	87	9	4
 Difficulties paying bills			
Most of the time	72	18	10
From time to time	76	17	7
Almost never/ Never	80	14	6
 Consider belonging to			
The working class	75	14	11
The lower middle class	76	17	7
The middle class	79	16	5
The upper middle class	84	14	2
The upper class	83	17	0
Climate change			
Biggest problem	90	7	3
One of the problems	84	10	6
Not a problem	71	21	8
Perception of climate change			
Not a serious problem	44	49	7
A fairly serious problem	62	28	10
A very serious problem	84	10	6
Has taken action to fight climate change			
Yes	83	12	5
No	70	21	9

4. Attitudes to adapting to the adverse impacts of climate change

More than six in ten Europeans agree that adapting to the adverse impacts of climate change can have positive outcomes for citizens in the EU

Almost two thirds of respondents (63%, +1 pp) agree that **adapting to the adverse impacts of climate change can have benefits for citizens in the EU**, including 23% (no change) who “totally agree”. Conversely, more than one quarter (26%, -2 pp) disagrees, while 11% (+1 pp) say they don't know.

QC4.6 To what extent do you agree or disagree with each of the following statements?
Adapting to the adverse impacts of climate change can have benefit for citizens in the EU
(% - EU27)



(May/June 2023 – Mar/Apr 2021)

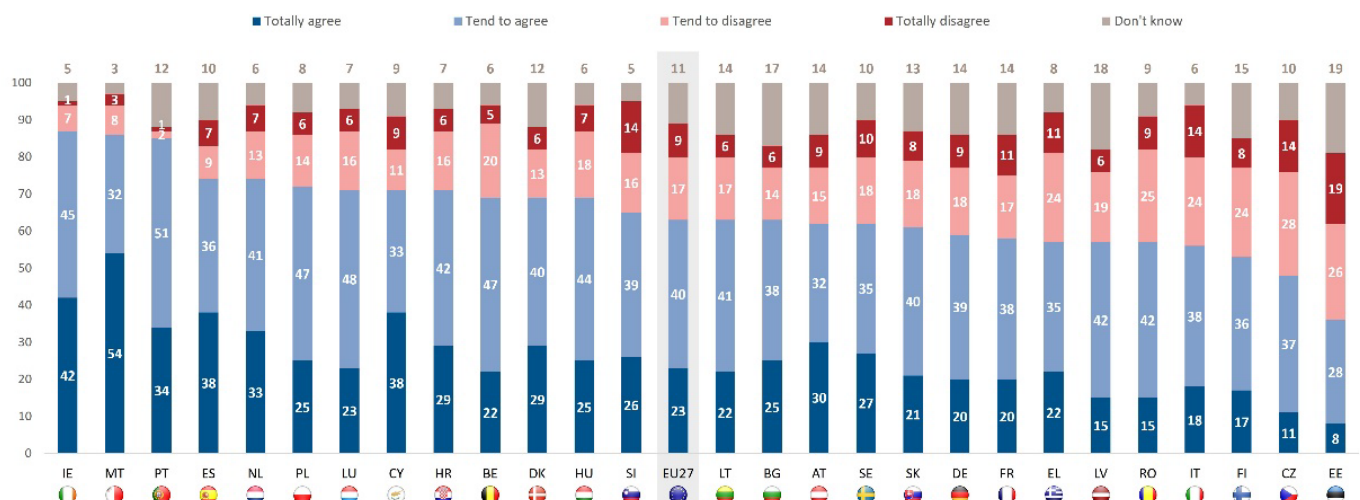
In all but one Member State, respondents are most likely to agree that adapting to the adverse impacts of climate change can have benefits for citizens in the EU, although proportions vary considerably: from 87% in Ireland, 86% in Malta and 85% in Portugal to 48% in Czechia (vs 42% disagree) and 53% in Finland.

Respondents in Estonia, on the other hand, are more likely to disagree than to agree (45% vs 36%).

There are seven countries where at least three in ten respondents totally agree, with the largest proportions seen in Malta (54%) and Ireland (43%). In contrast, 8% in Estonia totally agree.

It is also worth noting that there are 14 countries where at least one in ten respondents say they don't know, with the highest levels seen in Estonia (19%).

QC4.6 To what extent do you agree or disagree with each of the following statements?
(% - Adapting to the adverse impacts of climate change can have benefit for citizens in the EU)



Special Eurobarometer 538

Climate change

When it comes to agreement with the statement “adapting to the adverse impacts of climate change can have benefits for citizens in the EU”, trends since March-April 2021³⁰ are mixed.

Agreement has increased in 13 countries including Portugal (85%, +15 pp compared to 2021, -2 pp compared to 2019), Bulgaria (63%, +9 pp) and Poland (72%, +6 pp). Conversely, agreement has declined in 13 countries, most notably in Denmark (69%, -13 pp), Estonia (36%, -12 pp since 2021, -3 pp since 2019) and Slovakia (61%, -9 pp since 2021, -14 pp since 2019). There has been no change in opinion in France (58%).

Levels of “don't know” have increased by at least ten percentage points in eight countries, most dramatically in Estonia (19%, +19 pp since 2021, -4 pp since 2019), Latvia (18%, +18 since 2021, +1 pp since 2019) and Finland (15%, +14 pp since 2021, +4 pp since 2019) and Lithuania (14%, +14 pp since 2021, -5 pp since 2019).

QC4.6 To what extent do you agree or disagree with each of the following statements? Adapting to the adverse impacts of climate change can have benefit for citizens in the EU (%)



		EU27	PT	BG	PL	IT	LU	MT	DE	IE	BE	HU	AT	RO	SI	FR	CY	HR	FI	EL	LV	LT	CZ	ES	NL	SE	SK	EE	DK
Total 'Agree'	May/Jun 2023	63	85	63	72	56	71	86	59	87	69	69	62	57	65	58	71	71	53	57	57	63	48	74	74	62	61	36	69
	Δ Mar/Apr 2021	▲1	▲15	▲9	▲6	▲5	▲5	▲2	▲2	▲1	▲1	▲1	▲1	▲1	▲1	=	▼1	▼2	▼2	▼3	▼3	▼3	▼5	▼5	▼5	▼8	▼9	▼12	▼13
Total 'Disagree'	May/Jun 2023	26	3	20	20	38	22	11	27	8	25	25	24	34	30	28	20	22	32	35	25	23	42	16	20	28	26	45	19
	Δ Mar/Apr 2021	▼2	▼26	=	=	▼5	▼12	=	▼1	▼7	▼6	▲3	▼3	▲5	▼4	▲3	▲4	▲1	▼12	▲4	▼15	▼11	▼5	▲5	▲3	▼2	▲5	▼7	▲2
Don't know	May/Jun 2023	11	12	17	8	6	7	3	14	5	6	6	14	9	5	14	9	7	15	8	18	14	10	10	6	10	13	19	12
	Δ Mar/Apr 2021	▲1	▲11	▼9	▼6	=	▲7	▼5	▼1	▲5	▲5	▼4	▲2	▼6	▲3	▼3	▼3	▲1	▲14	▼1	▲18	▲14	▲10	=	▲2	▲10	▲4	▲19	▲11

³⁰ Compared to 2021, the methodology used to conduct the survey differed completely in BE, CZ, DK, EE, IE, LV, LT, LU, PT, FI, SE and partially in EL, MT, NL, SI, SK. Where differences are significant, comparison with 2019 results was added.

Special Eurobarometer 538

Climate change

The **socio-demographic analysis** illustrates that more than two thirds of respondents in each group agree that adapting to the adverse impacts of climate change can have benefit for citizens in the EU. It also shows:

- Respondents aged 55 or older (58%) are less likely to agree than younger respondents, and particularly 25-39 year olds (69%).
- The longer a respondent remained in education, the more likely they are to agree: 66% who completed education aged 20 or older do so, compared to 57% who completed age 15 or younger.
- Retired people (56%) are less likely to agree than those in other socio-professional groups.
- Respondents who never or almost never have difficulties paying bills (65%) are more likely to agree, than those who experience more difficulties.
- Respondents who consider themselves to be upper class (77%) are more likely to agree than those who consider themselves part of lower categories of the social ladder, and particularly in the working class (61%).







The analysis also illustrates that respondents who believe climate change is the most serious (70%) or one of the most serious problems (66%) facing the world are more likely to agree those who think climate change isn't one of the most serious problems (59%).

In addition, the more seriously respondents rate climate change as a problem, the more likely they are to agree: 67% who think climate change is a very serious problem agree, compared to 42% of those who think it is not a serious problem. Finally, respondents who have taken action to fight climate change are more likely to agree than those who have not (66% vs 58%).

QC4_6 To what extent do you agree or disagree with each of the following statements?

Adapting to the adverse impacts of climate change can have benefit for citizens in the EU

(% - EU)

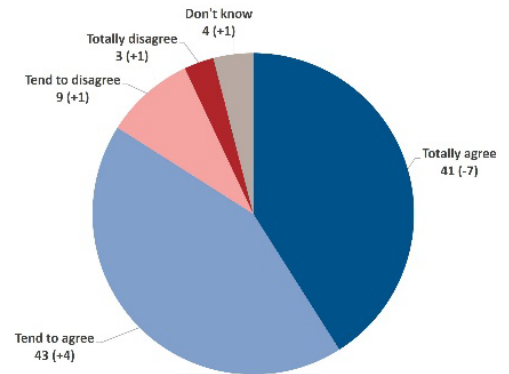
	Total 'Agree'	Total 'Disagree'	Don't know
EU27	63	26	11
 Gender			
Man	64	27	9
Woman	62	26	12
 Age			
15-24	66	27	7
25-39	69	23	8
40-54	65	27	8
55 +	58	28	14
 Education (End of)			
15-	57	25	18
16-19	62	28	10
20+	66	26	8
Still studying	67	26	7
 Socio-professional category			
Self- employed	66	28	6
Managers	68	25	7
Other white collars	66	27	7
Manual workers	64	27	9
House persons	61	23	16
Unemployed	64	23	13
Retired	56	28	16
Students	67	26	7
 Difficulties paying bills			
Most of the time	57	31	12
From time to time	59	30	11
Almost never/ Never	65	25	10
 Consider belonging to			
The working class	61	24	15
The lower middle class	60	28	12
The middle class	65	27	8
The upper middle class	68	26	6
The upper class	77	18	5
Climate change			
Biggest problem	70	23	7
One of the problems	66	25	9
Not a problem	59	29	12
Perception of climate change			
Not a serious problem	42	43	15
A fairly serious problem	54	33	13
A very serious problem	67	24	9
Has taken action to fight climate change			
Yes	66	25	9
No	58	30	12

5. Attitudes to tackling climate change and environmental issues as a priority to improve public health

At least six in ten in each Member State agree that tackling climate change and environmental issues should be a priority to improve public health

Just over eight in ten respondents in the EU agree that tackling climate change and environmental issues should be a priority to improve public health (84%, -3 percentage points since March-April 2021), with 41% (-7 pp) saying they “totally agree”. Just over one in ten respondents (12%, +2 pp) disagree, while 4% (+1 pp) say they do not know.

QC4.1 To what extent do you agree or disagree with each of the following statements?
Tackling climate change and environmental issues should be a priority to improve public health
(% - EU27)

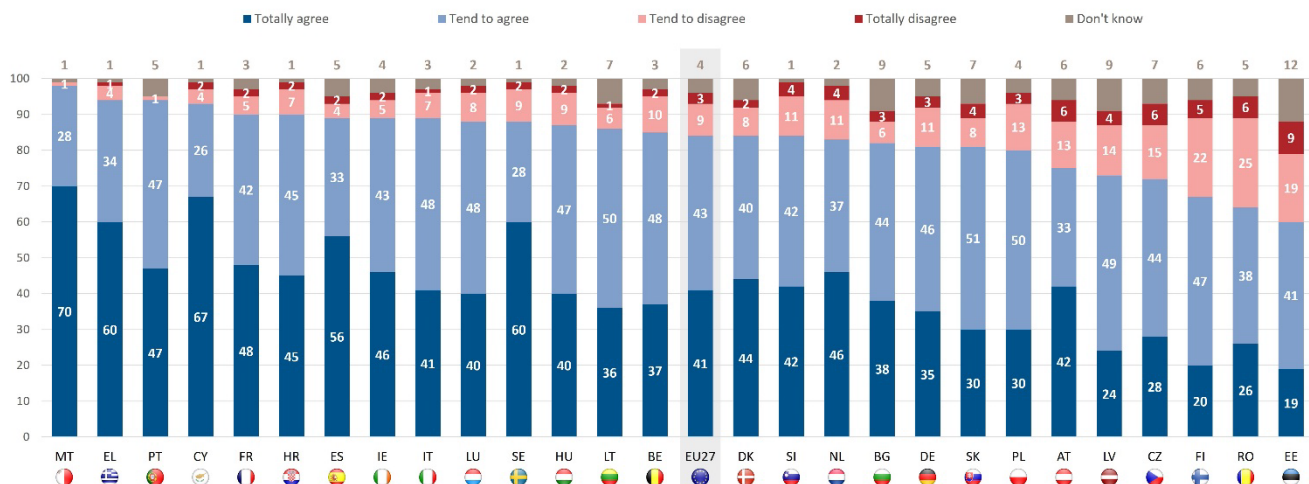


(May/June 2023 – Mar/Apr 2021)

At least six in ten respondents in each Member State agree tackling climate change and environmental issues should be a priority to improve public health, with proportions ranging from 98% in Malta and 94% in Greece and Portugal to 60% in Estonia, 64% in Romania and 67% in Finland.

There are five countries where at least half “totally agree”: Malta (70%), Cyprus (67%), Greece and Sweden (both 60%) and Spain (56%). In contrast, 19% in Estonia and 20% in Finland say they “totally agree”.

QC4.1 To what extent do you agree or disagree with each of the following statements?
(% - Tackling climate change and environmental issues should be a priority to improve public health)



Special Eurobarometer 538

Climate change

The proportion of respondents who agree that tackling climate change and environmental issues should be a priority to improve public health has declined in 20 countries since March-April 2021³¹, with the largest decreases seen in Estonia (60%, -16 percentage points), Czechia (72%, -14 pp) and Slovakia (81%, -8 pp). Levels of agreement have increased in five countries including Malta (98%, +5 pp) but remain unchanged in Greece (94%) and France (90%).

QC4.1 To what extent do you agree or disagree with each of the following statements?

Tackling climate change and environmental issues should be a priority to improve public health (%)



Total 'Agree'	May/Jun 2023	84	98	89	87	93	88	94	90	90	67	84	89	89	86	88	84	80	94	85	82	83	73	75	81	64	81	72	60
	Δ Mar/Apr 2021	▼3	▲5	▲4	▲2	▲1	▲1	=	=	▼1	▼1	▼2	▼2	▼2	▼2	▼2	▼3	▼3	▼4	▼4	▼4	▼5	▼5	▼6	▼7	▼8	▼14	▼16	
Total 'Disagree'	May/Jun 2023	12	1	8	11	6	11	5	7	9	27	10	7	6	7	10	15	16	1	12	9	15	18	19	14	31	12	21	28
	Δ Mar/Apr 2021	▲2	▼2	▼3	=	▲2	▼2	=	▲1	▲1	▼5	▼3	▼2	▲1	▼5	▲1	▲2	▲5	▼1	▲1	▲5	▲3	▼4	▲2	▲5	▲11	▲6	▲7	▲4
Don't know	May/Jun 2023	4	1	3	2	1	1	1	3	1	6	6	4	5	7	2	1	4	5	3	9	2	9	6	5	5	7	7	12
	Δ Mar/Apr 2021	▲1	▼3	▼1	▼2	▼3	▲1	=	▼1	=	▲6	▲5	▲4	▲1	▲7	▲1	=	▼2	▲4	▲3	▼1	▲1	▲9	▲3	▲1	▼4	▲2	▲7	▲12

³¹ Compared to 2021, the methodology used to conduct the survey differed completely in BE, CZ, DK, EE, IE, LV, LT, LU, PT, FI, SE and partially in EL, MT, NL, SI, SK. This was a new item in 2021, therefore there is no 2019 comparison.

Special Eurobarometer 538

Climate change

The **socio-demographic analysis** shows that at least eight in ten respondents in each group agree tackling climate change and environmental issues should be a priority to improve public health. Given the high level of agreement, there are relatively few notable differences:

- The younger the respondent, the more likely they are to agree: 88% of 15-24 year olds do so, compared to 82% of those aged 55 or older.
- The longer a respondents remained in education, the more likely they are to agree: 86% who completed education aged 20 or older do so, compared to 80% who completed age 15 or younger.







Opinions about climate change are, however, influential. Respondents who believe climate change is the most serious (93%) or one of the most serious problems (90%) facing the world are more likely to agree than those who think climate change isn't one of the most serious problems (78%).

In addition, respondents who think climate change is a very serious problem (91%) are more likely to agree than those who think it is fairly serious (70%) or not serious (45%). Finally, respondents who have taken action to fight climate change are more likely to agree than those who have not (89% vs 75%).

QC4_1 To what extent do you agree or disagree with each of the following statements?

Tackling climate change and environmental issues should be a priority to improve public health

(% - EU)

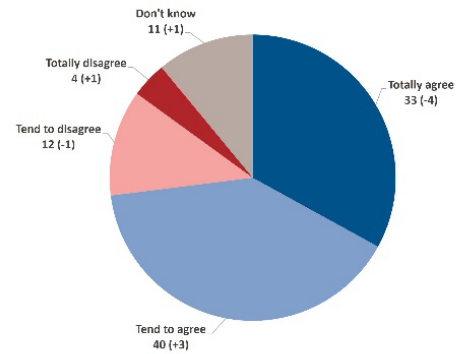
	Total 'Agree'	Total 'Disagree'	Don't know
EU27	84	12	4
 Gender			
Man	84	13	3
Woman	84	11	5
 Age			
15-24	88	10	2
25-39	85	12	3
40-54	84	13	3
55 +	82	12	6
 Education (End of)			
15-	80	10	10
16-19	84	13	3
20+	86	12	2
Still studying	90	8	2
 Socio-professional category			
Self-employed	85	13	2
Managers	87	12	1
Other white collars	85	12	3
Manual workers	83	14	3
House persons	82	12	6
Unemployed	82	13	5
Retired	82	11	7
Students	90	8	2
 Difficulties paying bills			
Most of the time	82	13	5
From time to time	81	14	5
Almost never/ Never	86	10	4
 Consider belonging to			
The working class	82	11	7
The lower middle class	82	14	4
The middle class	86	11	3
The upper middle class	86	13	1
The upper class	86	13	1
Climate change			
Biggest problem	93	5	2
One of the problems	90	7	3
Not a problem	78	16	6
Perception of climate change			
Not a serious problem	45	49	6
A fairly serious problem	70	23	7
A very serious problem	91	6	3
Has taken action to fight climate change			
Yes	89	8	3
No	75	19	6

6. Attitudes on the trade-off between costs caused by climate change versus the costs of a green transition

Almost three quarters of Europeans agree that the costs of damage caused by climate change are much higher than the cost of the investment needed for a green transition

More than seven in ten respondents (73%, -1 percentage point since March-April 2021) agree that the cost of damage due to climate change is much higher than the cost of investment needed for a green transition, including 33% (-4 pp) who “totally agree”. Conversely, 16% (no change) disagree with this statement, while 11% (+1 pp) say they “don’t know”.

QC4.2 To what extent do you agree or disagree with each of the following statements?
The costs of the damages due to climate change are much higher than the costs of the investments needed for a green transition (% - EU27)

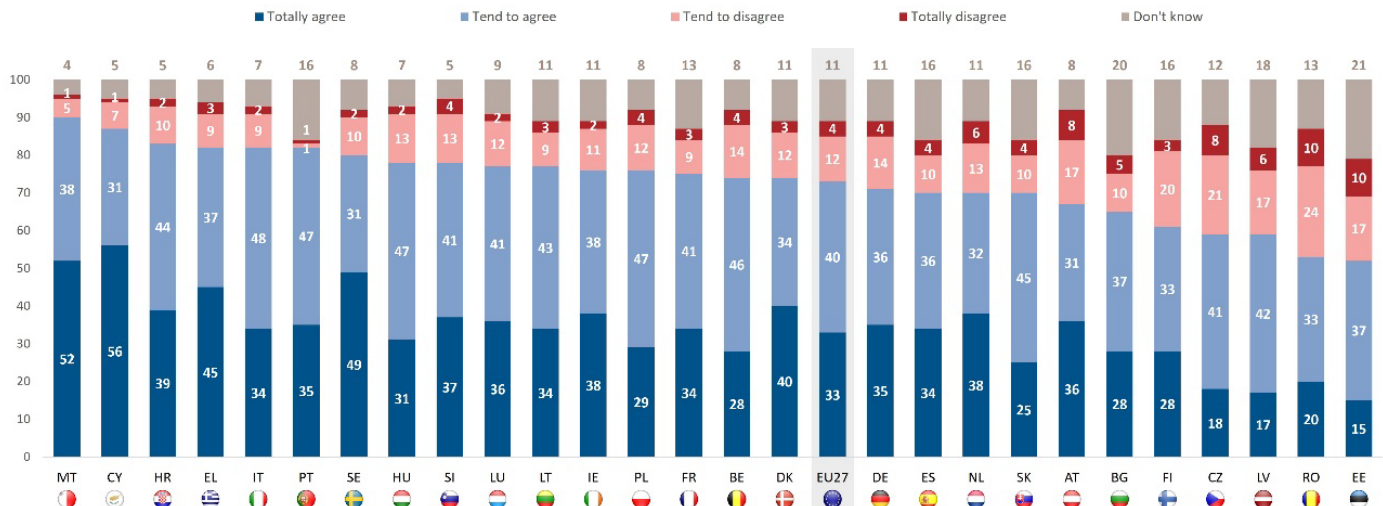


(May/June 2023 – Mar/Apr 2021)

The majority of respondents in each Member State agree that the cost of damage due to climate change is much higher than the cost of investment needed for a green transition. The highest levels of agreement are observed amongst respondents in Malta (90%), Cyprus (87%) and Croatia (83%), while more than half in Estonia (52%), Romania (53%), Latvia and Czechia (59% each) also agree.

Cyprus (56%) and Malta (52%) are the only countries where at least half say they “totally agree” with this statement, although 49% in Sweden also respond this way. At the other end of the scale 15% in Estonia, 17% in Latvia and 18% in Czechia “totally agree”.

QC4.2 To what extent do you agree or disagree with each of the following statements?
(% - The costs of the damages due to climate change are much higher than the costs of the investments needed for a green transition)



Special Eurobarometer 538


Climate change

Since March-April 2021³², the level of with the statement has declined in 18 Member States, including Estonia (52%, -23 pp), Slovakia (70%, -12 pp), Czechia (59%, -12 pp), Latvia (59%, -10 pp) and Ireland (76%, -10 pp). On the other hand, agreement has increased in eight countries including Malta (90%, +9 pp), France (75%, +6 pp) and Hungary (78%, +6 pp). There has been no change in opinion in the Netherlands (70%).

Levels of “don't know” have increased by at least ten percentage points in eight countries, most notably in Estonia (21%, +21 pp), Latvia (18%, +18 pp) and Finland (16%, +16 pp).

QC4.2 To what extent do you agree or disagree with each of the following statements?

The costs of the damages due to climate change are much higher than the costs of the investments needed for a green transition (%)



		EU27	MT	FR	HU	IT	BG	PL	ES	CY	NL	DE	SE	DK	EL	HR	LT	AT	LU	SI	RO	BE	PT	FI	IE	LV	CZ	SK	EE
Total 'Agree'	May/Jun 2023	73	90	75	78	82	65	76	70	87	70	71	80	74	82	83	77	67	77	78	53	74	82	61	76	59	59	70	52
	Δ Mar/Apr 2021	▼1	▲9	▲6	▲6	▲4	▲3	▲3	▲1	▲1	=	▼2	▼2	▼3	▼3	▼3	▼4	▼4	▼6	▼6	▼8	▼9	▼9	▼9	▼10	▼10	▼12	▼12	▼23
Total 'Disagree'	May/Jun 2023	16	6	12	15	11	15	16	14	8	19	18	12	15	12	12	12	25	14	17	34	18	2	23	13	23	29	14	27
	Δ Mar/Apr 2021	=	▼1	▼1	▼1	▼4	▲6	=	=	▲1	▼1	▲2	▼6	▼7	▲1	▲2	▼7	▲5	▼3	▲2	▲11	▲1	▼6	▼7	▼1	▼8	▲1	▲6	▲2
Don't know	May/Jun 2023	11	4	13	7	7	20	8	16	5	11	11	8	11	6	5	11	8	9	5	13	8	16	16	11	18	12	16	21
	Δ Mar/Apr 2021	▲1	▼8	▼5	▼5	=	▼9	▼3	▼1	▼2	▲1	=	▲8	▲10	▲2	▲1	▲11	▼1	▲9	▲4	▼3	▲8	▲15	▲16	▲11	▲18	▲11	▲6	▲21

³² Compared to 2021, the methodology used to conduct the survey differed completely in BE, CZ, DK, EE, IE, LV, LT, LU, PT, FI, SE and partially in EL, MT, NL, SI, SK. This was a new item in 2021, therefore there is no 2019 comparison.

Special Eurobarometer 538

Climate change

The **socio-demographic analysis** shows that at least two thirds of respondents in each group agree that the costs of the damage due to climate change are much higher than the costs of the investments needed for a green transition. It also highlights the following:







- The younger the respondent, the more likely they are to agree: 80% of 15-24 year olds do so, compared to 68% of those aged 55 or older.
- The longer a respondent remained in education, the more likely they are to agree: 77% who completed education aged 20 or older agree, compared to 66% who completed age 15 or younger.
- Students (80%) are more likely to agree than other socio-professional groups, and particularly retired people and housepersons (both 67%).
- Respondents who consider themselves to be upper middle class (80%) are the most likely to agree, particularly compared to those who consider themselves part of the working class (67%).

The analysis also shows respondents who believe that climate change is the most serious (85%) or one of the most serious problems (79%) facing the world are more likely to agree those who do not think that climate change is one of the most serious problems (67%). It also illustrates that respondents who think climate change is a very serious problem (80%) are more likely to agree than those who think it is fairly serious (60%) or not serious (36%). Finally, respondents who have taken action to fight climate change are more likely to agree than those who have not (78% vs 66%).

QC4_2 To what extent do you agree or disagree with each of the following statements?

The costs of the damages due to climate change are much higher than the costs of the investments needed for a green transition

(% - EU)

	Total 'Agree'	Total 'Disagree'	Don't know
EU27	73	16	11
 Gender			
Man	74	17	9
Woman	72	15	13
 Age			
15-24	80	12	8
25-39	76	16	8
40-54	76	16	8
55 +	68	16	16
 Education (End of)			
15-	66	12	22
16-19	72	18	10
20+	77	15	8
Still studying	80	12	8
 Socio-professional category			
Self- employed	75	17	8
Managers	79	15	6
Other white collars	78	15	7
Manual workers	72	18	10
House persons	67	17	16
Unemployed	70	17	13
Retired	67	15	18
Students	80	12	8
 Difficulties paying bills			
Most of the time	71	16	13
From time to time	72	17	11
Almost never/ Never	75	14	11
 Consider belonging to			
The working class	67	15	18
The lower middle class	73	16	11
The middle class	76	16	8
The upper middle class	80	15	5
The upper class	75	17	8
Climate change			
Biggest problem	85	9	6
One of the problems	79	11	10
Not a problem	67	20	13
Perception of climate change			
Not a serious problem	36	52	12
A fairly serious problem	60	26	14
A very serious problem	80	10	10
Has taken action to fight climate change			
Yes	78	13	9
No	66	20	14

IV. LOOKING TO THE FUTURE

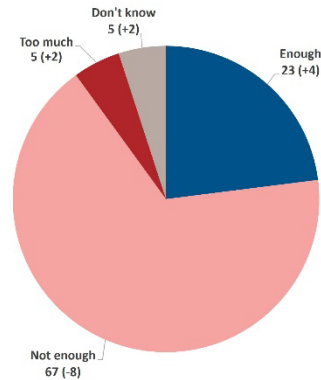


1. Current national governments action to tackle climate change

Almost seven in ten Europeans think their national government is not doing enough to tackle climate change

When asked, 67% of respondents think that their national government is not doing enough to tackle climate change. This represents a decline of eight percentage points since March-April 2021. ³³ Almost one quarter (23%, +4 pp) think their national government is doing enough while 5% (+2 pp) say too much is being done. One in twenty (5%, +2 pp) say they don't know.

QC7 Do you think that the (NATIONALITY) government is doing enough, not enough or too much to tackle climate change? (% - EU27)



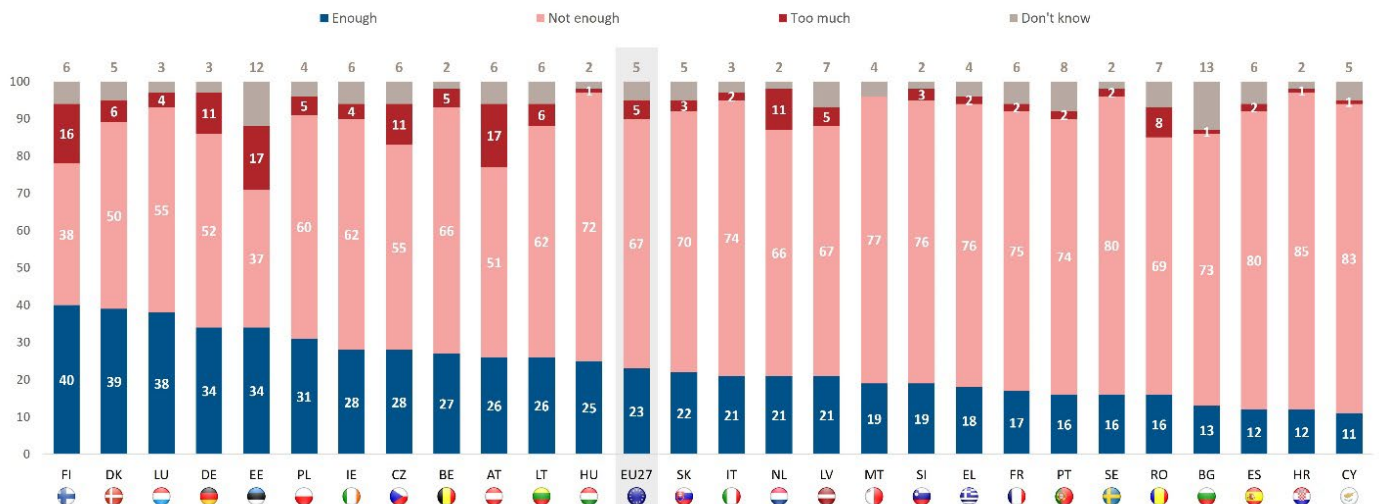
(May/June 2023 – Mar/Apr 2021)

In all but one Member State, respondents are most likely to say their national government is **not doing enough** to tackle climate change. At least eight in ten in Croatia (85%), Cyprus (83%), and Spain and Sweden (80% each) think this way, as do 37% in Estonia (vs 34% who say “enough”), 50% in Denmark and 51% in Austria.

The exception is Finland, where 40% say their national government is **doing enough** and 38% say it is not doing enough. At least three in ten respondents in Denmark (39%), Luxembourg (38%), Germany, Estonia (both 34%) and Poland (31%) also think their government is doing enough.

In six countries at least one in ten respondents think their government is **doing too much** to tackle climate change: Austria (17%), Estonia (17% each), Finland (16%), and the Netherlands, Czechia and Germany (11% each).

QC7 Do you think that the (NATIONALITY) government is doing enough, not enough or too much to tackle climate change? (%)



³³ QC7. Do you think that the (NATIONALITY) government is doing enough, not enough or too much to tackle climate change?

Special Eurobarometer 538

Climate change

National evolutions since March-April 2021³⁴ generally correspond to the overall EU trend: respondents are now more likely to think the national government is doing enough and less likely to think it is not doing enough.

The proportion of respondents who think their national government is **doing enough** to tackle climate change has increased in 19 countries, including Belgium (27%, +13 pp) and Ireland (28%, +10 pp). It has declined in four countries including Austria (26%, -7 pp) and has remained stable in four countries.

In 23 Member States, respondents are now less likely to say their national government is **not doing enough**. In fact, in ten countries the decline is at least ten percentage points, with the largest seen in Estonia (37%, -29 pp), Czechia (55%, -22 pp) and Lithuania (62%, -18 pp). In the remaining four countries this trend is reversed, with the largest increase seen in Sweden (80%, +11 pp).

Estonia (17%, +11 pp) is the only country where there has been change of at least ten points in the proportion of respondents who think their national government is **doing too much**.

QC7 Do you think that the (NATIONALITY) government is doing enough, not enough or too much to tackle climate change?
(%)



Enough	May/Jun 2023	23	27	28	21	26	22	28	34	38	16	34	17	13	18	31	19	39	12	19	16	12	21	25	40	21	16	11	26
	Δ Mar/Apr 2021	▲4	▲13	▲10	▲9	▲9	▲9	▲8	▲8	▲8	▲7	▲6	▲5	▲3	▲3	▲3	▲3	▲2	▲2	▲2	▲2	=	=	=	=	▼2	▼5	▼6	▼7
Not enough	May/Jun 2023	67	66	62	74	62	70	55	52	55	69	37	75	73	76	60	76	50	85	77	74	80	67	72	38	66	80	83	51
	Δ Mar/Apr 2021	▼8	▼16	▼15	▼10	▼18	▼12	▼22	▼15	▼8	▼10	▼29	▼6	▼5	▼2	▼7	▼6	▼6	▼4	▼2	▼11	▼2	▼4	▲1	▲4	▼5	▲11	▲7	▼3
Too much	May/Jun 2023	5	5	4	2	6	3	11	11	4	8	17	2	1	2	5	3	6	1	0	2	2	5	1	16	11	2	1	17
	Δ Mar/Apr 2021	▲2	▲2	▼1	▲1	▲3	▲2	▲8	▲7	▼2	▲1	▲11	=	=	=	▲2	▲2	▼1	▲1	▼1	▲1	▲1	▼3	=	▼9	▲6	▼8	▼2	▲9
Don't know	May/Jun 2023	5	2	6	3	6	5	6	3	3	7	12	6	13	4	4	2	5	2	4	8	6	7	2	6	2	2	5	6
	Δ Mar/Apr 2021	▲2	▲1	▲6	=	▲6	▲1	▲6	=	▲2	▲2	▲12	▲1	▲2	▲4	▼1	▲2	▲1	▲5	▲1	▲1	▲8	▲1	▲7	▼1	▲5	▲1	▲2	▲1

³⁴ ³⁴ Compared to 2021, the methodology used to conduct the survey differed completely in BE, CZ, DK, EE, IE, LV, LT, LU, PT, FI, SE and partially in EL, MT, NL, SI, SK. This was a new question in 2021, therefore there is no 2019 comparison.

Special Eurobarometer 538

Climate change

The **socio-demographic analysis** focuses on respondents who think their national government is not doing enough to tackle climate change. It highlights that at least six in ten in each group hold this opinion, and also illustrates that:

- The younger the respondent, the more likely they are to say their national government is not doing enough: 75% of 15-24 year olds say this, compared to 63% of those aged 55 or older.
- The longer a respondent remained in education, the more likely they are to think their government is not doing enough: 69% of those who completed age 20 or older, compared to 61% who completed age 15 or younger.
- Students (76%) are much more likely than other socio-professional groups to say the government is not doing enough.
- The higher up the social ladder a respondent considers themselves to be, the more likely they are to say the national government is not doing enough.

The analysis also highlights that respondents who believe that climate change is the most serious problem for the world (80%) are more likely to think this way than those who think climate change is one of the most serious (72%) or not one of the most serious problems (60%). It also shows respondents who think climate change is a very serious problem (74%) are much more likely to think their national government is not doing enough compared to those who think it is less serious. Finally, respondents who have taken action to fight climate change are more likely to think the national government is not doing enough than those who have not taken action (70% vs 61%).

QC7 Do you think that the (NATIONALITY) government is doing enough, not enough or too much to tackle climate change?
(% - EU)

	Enough	Not enough	Too much	Don't know
EU27	23	67	5	5
Gender				
Man	23	66	7	4
Woman	23	68	4	5
Age				
15-24	18	75	2	5
25-39	21	70	6	3
40-54	25	66	6	3
55 +	25	63	6	6
Education (End of)				
15-	26	61	4	9
16-19	25	65	6	4
20+	22	69	5	4
Still studying	18	76	2	4
Socio-professional category				
Self-employed	22	69	7	2
Managers	23	69	6	2
Other white collars	24	67	6	3
Manual workers	24	65	7	4
House persons	24	65	4	7
Unemployed	21	68	6	5
Retired	24	63	5	8
Students	18	76	2	4
Difficulties paying bills				
Most of the time	19	70	6	5
From time to time	23	67	5	5
Almost never/ Never	24	66	6	4
Consider belonging to				
The working class	23	65	4	8
The lower middle class	23	67	6	4
The middle class	24	68	5	3
The upper middle class	22	71	5	2
The upper class	20	75	5	0
Climate change				
Biggest problem	16	80	1	3
One of the problems	22	72	2	4
Not a problem	26	60	8	6
Perception of climate change				
Not a serious problem	32	31	32	5
A fairly serious problem	35	49	9	7
A very serious problem	20	74	2	4
Has taken action to fight climate change				
Yes	23	70	4	3
No	25	61	8	6

2. Targets for renewable energy

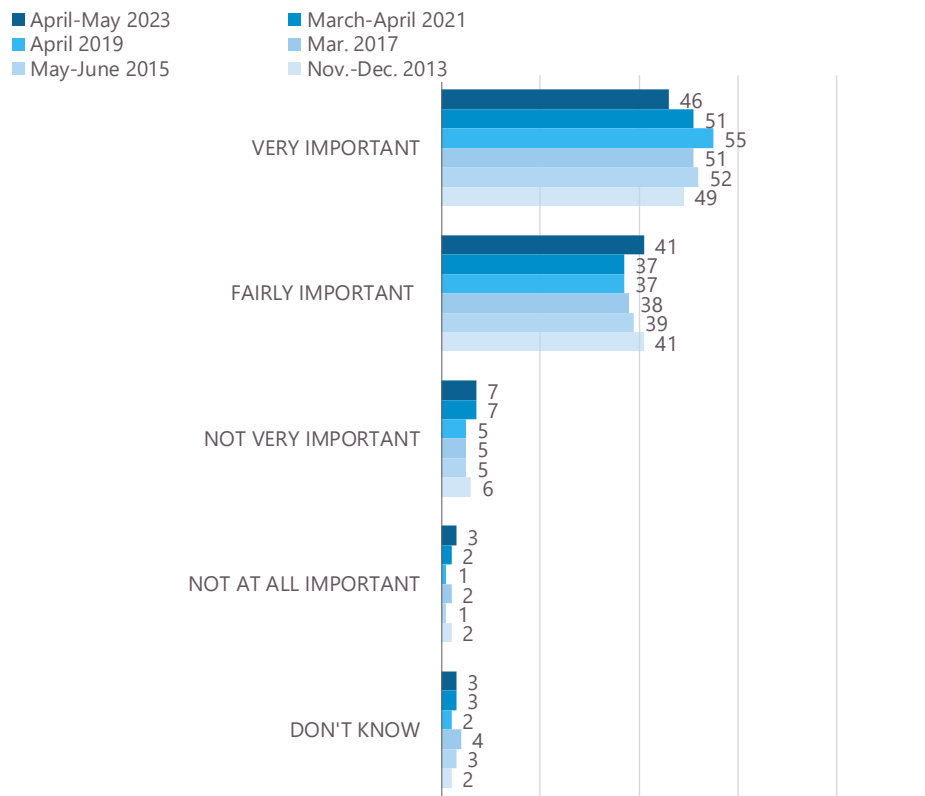
Almost nine in ten Europeans think it is important that their national government and the European Union set ambitious targets to increase the amount of renewable energy used by 2030

Respondents were asked how important they think it is their national government and the European Union set ambitious targets to increase the amount of renewable energy used, such as wind or solar power, by 2030.³⁵

Almost nine in ten (87%, -1 percentage point since March-April 2021) think it is important their national government sets ambitious targets in this area, with 46% (-5 pp) thinking this is “very important”. In contrast 10% (+1 pp) think this is not important, while 3% (no change) say they don’t know.

The long-term trend shows overall agreement is now at its lowest-ever level. In addition, the proportion of respondents who think ambitious targets are “very important” is also at its lowest ever level, three points below the previous low of 2013.

QC8.1 How important do you think it is that the following authorities set ambitious targets to increase the amount of renewable energy used, such as wind or solar power, by 2030?
The (NATIONALITY) government
(% - EU27)



³⁵ QC8. How important do you think it is that the following authorities take action and increase the amount of renewable energy used, such as wind or solar power, by 2030? QC8.1 The (NATIONALITY) Government; QC8.2 The European Union.

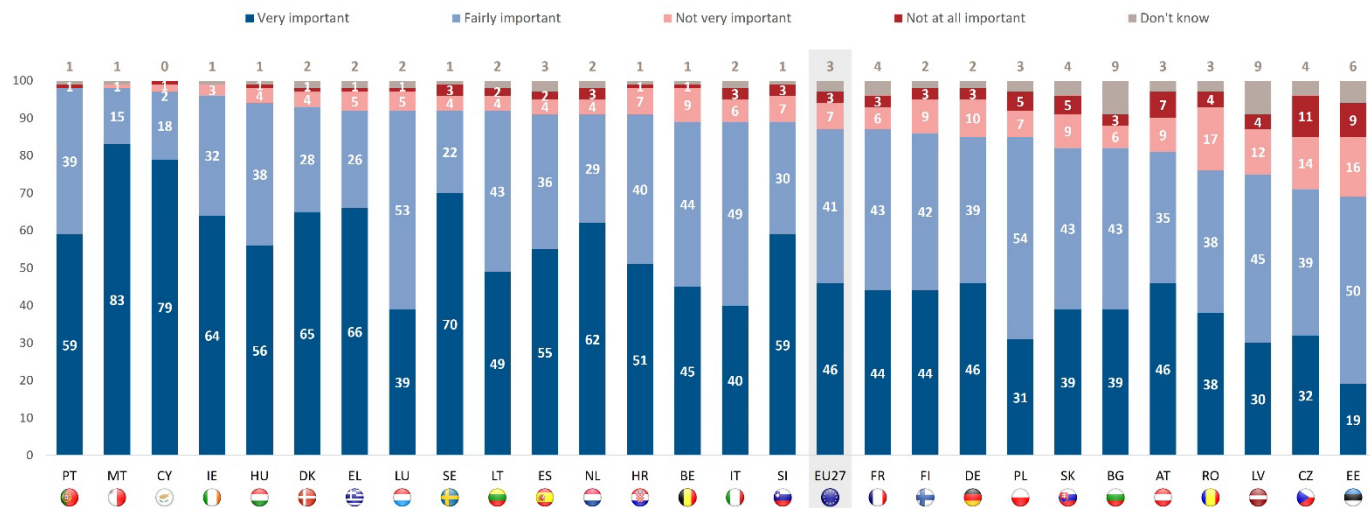
Special Eurobarometer 538

Climate change

At the national level more than two thirds of respondents in each country think it is important their national government sets ambitious targets to increase renewable energy use by 2030. This view is almost universal in Malta and Portugal (98% each) and Cyprus (97%), with 69% in Estonia, 71% in Czechia and 75% in Latvia also agreeing.

In 12 Member States at least half of all respondents think it is “very important” their national government sets these targets, and in Malta (83%), Cyprus (79%) and Sweden (70%) at least seven in ten thinks this way. In contrast 19% in Estonia, 30% in Latvia and 31% in Poland also think this is “very important”.

QC8.1 How important do you think it is that the following authorities take action and increase the amount of renewable energy used, such as wind or solar power, by 2030?
(% - The (NATIONALITY) government)



The national-level trends since March-April 2021³⁶ are mixed. The proportion of respondents who think it is important the national government increases the amount of renewable energy used by 2030 has increased in 12 countries including Finland (86%, +11 pp compared to 2021, -3 pp compared to 2019), but has declined in 14 countries including Estonia (69%, -14 pp since 2021, -19 pp since 2019) and Czechia (71%, -10 pp). There has been no change in opinion in Luxembourg (92%).

QC8.1 How important do you think it is that the following authorities take action and increase the amount of renewable energy used, such as wind or solar power, by 2030?
The (NATIONALITY) government (%)

																													
Total 'Important'	May/Jun 2023	87	86	98	92	85	89	92	93	96	87	92	97	98	92	94	91	91	89	85	91	89	81	75	76	82	82	71	69
	Δ Mar/Apr 2021	▼1	▲11	▲5	▲4	▲4	▲3	▲3	▲2	▲2	▲2	▲1	▲1	▲1	=	▼1	▼1	▼2	▼3	▼3	▼3	▼4	▼6	▼7	▼8	▼8	▼10	▼14	
Total 'Not important'	May/Jun 2023	10	12	1	6	12	9	7	5	3	9	6	3	1	6	5	7	8	10	13	6	10	16	16	21	9	14	25	25
	Δ Mar/Apr 2021	▲1	▼13	▼1	▼6	▼2	▼2	▼4	▼4	▼3	▼1	▼1	▲1	▼2	▼2	▲1	▼1	▲1	▲2	▲3	▲2	▲3	▲3	▼3	▲9	▲5	▲8	▲6	▲8
Don't know	May/Jun 2023	3	2	1	2	3	2	1	2	1	4	2	0	1	2	1	2	1	1	2	3	1	3	9	3	9	4	4	6
	Δ Mar/Apr 2021	=	▲2	▼4	▲2	▼2	▼1	▲1	▲2	▲1	▼1	=	▼2	▲1	▲2	=	▲2	▲1	▲1	=	▲1	=	▲1	▲9	▼2	▲3	=	▲4	▲6

³⁶ Compared to 2021, the methodology used to conduct the survey differed completely in BE, CZ, DK, EE, IE, LV, LT, LU, PT, FI, SE and partially in EL, MT, NL, SI, SK. Where differences are significant, comparison with 2019 results was added.

Special Eurobarometer 538

Climate change

The **socio-demographic analysis** highlights that more than eight in ten in each group think it is important that the national government increases the amount of renewable energy used by 2030. Given the high level of general agreement, there are few notable differences:







- Those aged 15-24 are the most likely to say this is important, particularly compared to those aged 55 and older (91% vs 85%).
- Those who rarely or never have difficulties paying bills (89%) are more likely to think this is important than those who experience greater difficulties.

However, the analysis does illustrate that respondents who believe climate change is the most serious (95%) or one of the most serious (93%) problems facing the world are more likely to think this action from the national government is important than those who do not think climate change is a serious problem (81%). It also shows that the more seriously respondents view climate change, the more likely they are to think it important national governments take action to increase renewable energy use: 93% who think it is a very serious problem think this is important, compared to 50% who say climate change is not a serious problem.

QC8_1

How important do you think it is that the following authorities take action and increase the amount of renewable energy used, such as wind or solar power, by 2030?

The (NATIONALITY) government (% - EU)

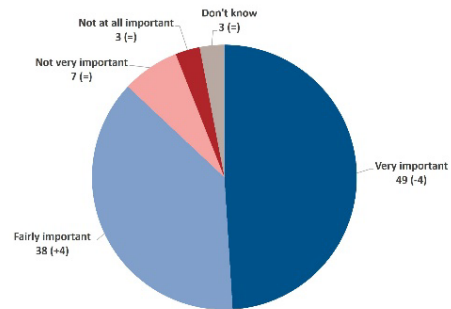
	Total 'important'	Total 'Not important'	Don't know
EU27	87	10	3
 Gender			
Man	86	12	2
Woman	88	9	3
 Age			
15-24	91	7	2
25-39	87	11	2
40-54	87	11	2
55 +	85	11	4
 Education (End of)			
15-	85	9	6
16-19	86	12	2
20+	89	9	2
Still studying	93	5	2
 Socio-professional category			
Self-employed	89	9	2
Managers	90	9	1
Other white collars	88	10	2
Manual workers	84	14	2
House persons	87	10	3
Unemployed	87	9	4
Retired	85	11	4
Students	93	5	2
 Difficulties paying bills			
Most of the time	84	12	4
From time to time	83	14	3
Almost never/ Never	89	9	2
 Consider belonging to			
The working class	86	10	4
The lower middle class	86	12	2
The middle class	88	10	2
The upper middle class	91	8	1
The upper class	93	7	0
Climate change			
Biggest problem	95	4	1
One of the problems	93	5	2
Not a problem	81	15	4
Perception of climate change			
Not a serious problem	50	46	4
A fairly serious problem	74	21	5
A very serious problem	93	5	2
Has taken action to fight climate change			
Yes	92	6	2
No	79	17	4

Special Eurobarometer 538

Climate change

Almost nine in ten respondents (87%, no change since March-April 2021) agree it is important for the European Union to set ambitious targets to increase the amount of renewable energy used by 2030, with 49% (-4 pp) thinking this is “very important”. In contrast 10% (no change) say this is not important, while 3% (no change) say they “don’t know”.

QC8.2 How important do you think it is that the following authorities take action and increase the amount of renewable energy used, such as wind or solar power, by 2030?
The European Union
(% - EU27)

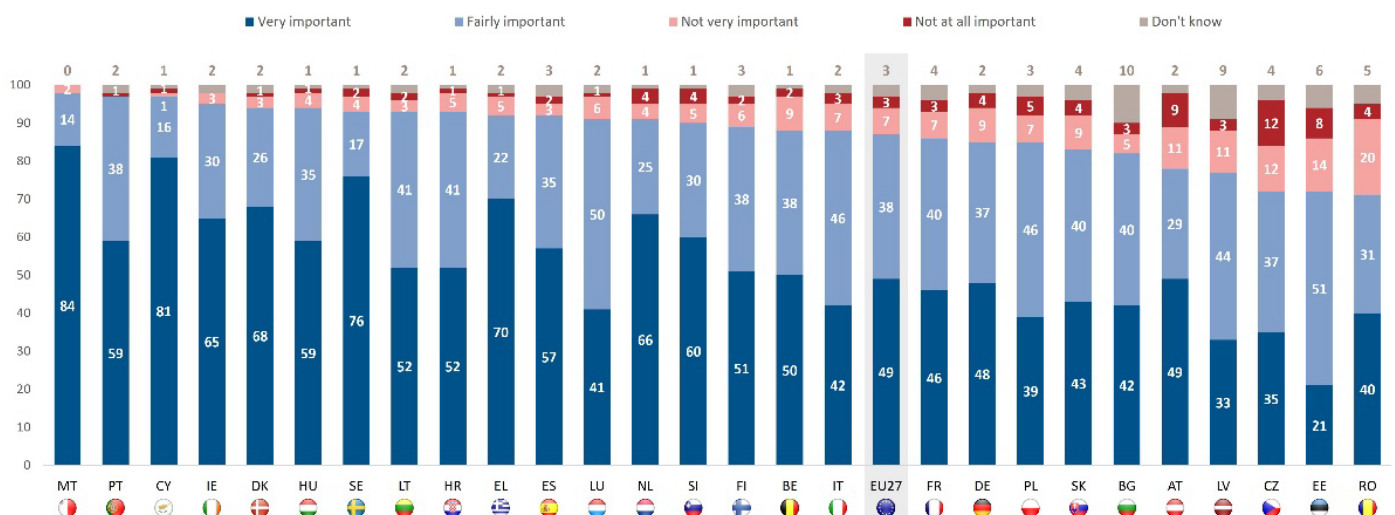


(May/June 2023 – Mar/Apr 2021)

More than seven in ten respondents in each country say it is important that the European Union sets ambitious targets in this area, with proportions ranging from 98% in Malta and 97% in Cyprus and Portugal to 71% in Romania and 72% in Czechia and Estonia.

At least three quarters of respondents in Malta (84%), Cyprus (81%) and Sweden (76%) think the EU setting ambitious targets in this area is very important, compared to 21% in Estonia, 33% in Latvia and 35% in Czechia who think the same way.

QC8.2 How important do you think it is that the following authorities take action and increase the amount of renewable energy used, such as wind or solar power, by 2030?
(% - The European Union)



Special Eurobarometer 538

Climate change

The national-level trends since March–April 2021³⁷ are once again mixed. The proportion of respondents who think it is important that the EU increases the amount of renewable energy used by 2030 has gone up in 12 countries including Finland (89%, +7 pp), but has declined in 14 countries including Estonia (72%, -13 pp) and Latvia (77%, -10 pp). There has been no change in opinion in Hungary (94%).

QC8.2 How important do you think it is that the following authorities take action and increase the amount of renewable energy used, such as wind or solar power, by 2030?
The European Union (%)



		EU27	FI	MT	IT	DK	FR	SE	HR	PL	EL	CY	LT	NL	HU	IE	DE	ES	PT	LU	SI	BE	AT	BG	RO	SK	CZ	LV	EE
Total 'Important'	May/Jun 2023	87	89	98	88	94	86	93	93	85	92	97	93	91	94	95	85	92	97	91	90	88	78	82	71	83	72	77	72
	Δ Mar/Apr 2021	=	▲7	▲5	▲4	▲3	▲3	▲3	▲2	▲2	▲1	▲1	▲1	▲1	=	▼1	▼2	▼2	▼2	▼3	▼3	▼4	▼4	▼7	▼8	▼8	▼9	▼10	▼13
Total 'Not important'	May/Jun 2023	10	8	2	10	4	10	6	6	12	6	2	5	8	5	3	13	5	1	7	9	11	20	8	24	13	24	14	22
	Δ Mar/Apr 2021	=	▼10	=	▼3	▼5	▼1	▼4	▼2	▲1	=	=	▼3	▼1	=	▼1	▲3	▲2	=	▲1	▲3	▲3	▲6	▲4	▲9	▲7	▲5	▲1	▲7
Don't know	May/Jun 2023	3	3	0	2	2	4	1	1	3	2	1	2	1	1	2	2	3	2	2	1	1	2	10	5	4	4	9	6
	Δ Mar/Apr 2021	=	▲3	▼5	▼1	▲2	▼2	▲1	=	▼3	▼1	▼1	▲2	=	=	▲2	▼1	=	▲2	▲2	=	▲1	▼2	▲3	▼1	▲1	▲4	▲9	▲6

³⁷ Compared to 2021, the methodology used to conduct the survey differed completely in BE, CZ, DK, EE, IE, LV, LT, LU, PT, FI, SE and partially in EL, MT, NL, SI, SK. This was a new item in 2021, therefore there is no 2019 comparison.

Special Eurobarometer 538







Climate change

The **socio-demographic analysis** reveals that more than eight in ten in each group think it is important that the EU increases the amount of renewable energy used by 2030. The high overall level of agreement means there is only one notable difference: those who rarely or never have difficulties paying bills (89%) are more likely to think this is important than those who experience greater difficulties (83%).

However, the analysis does show respondents who believe climate change is the most serious (95%) or one of the most serious (93%) problems are more likely to think this is important than those who do not (81%). It also shows the more seriously respondents view climate change, the more likely they are to think it is important the EU take action to increase renewable energy use: 93% who think it is a very serious problem think this is important, compared to 51% who say climate change is not a serious problem.

QC8_2 How important do you think it is that the following authorities take action and increase the amount of renewable energy used, such as wind or solar power, by 2030?

The European Union (% - EU)

	Total 'Important'	Total 'Not important'	Don't know
EU27	87	10	3
 Gender			
Man	85	12	3
Woman	88	9	3
 Age			
15-24	91	7	2
25-39	88	10	2
40-54	86	12	2
55 +	86	10	4
 Education (End of)			
15-	84	9	7
16-19	86	12	2
20+	89	9	2
Still studying	92	6	2
 Socio-professional category			
Self-employed	88	10	2
Managers	90	9	1
Other white collars	88	10	2
Manual workers	84	13	3
House persons	84	12	4
Unemployed	88	9	3
Retired	85	10	5
Students	92	6	2
 Difficulties paying bills			
Most of the time	83	13	4
From time to time	83	14	3
Almost never/ Never	89	9	2
 Consider belonging to			
The working class	86	9	5
The lower middle class	85	13	2
The middle class	87	11	2
The upper middle class	91	8	1
The upper class	91	9	0
Climate change			
Biggest problem	95	4	1
One of the problems	93	5	2
Not a problem	81	15	4
Perception of climate change			
Not a serious problem	51	44	5
A fairly serious problem	74	21	5
A very serious problem	93	5	2
Has taken action to fight climate change			
Yes	92	6	2
No	78	17	5

3. Energy efficiency targets

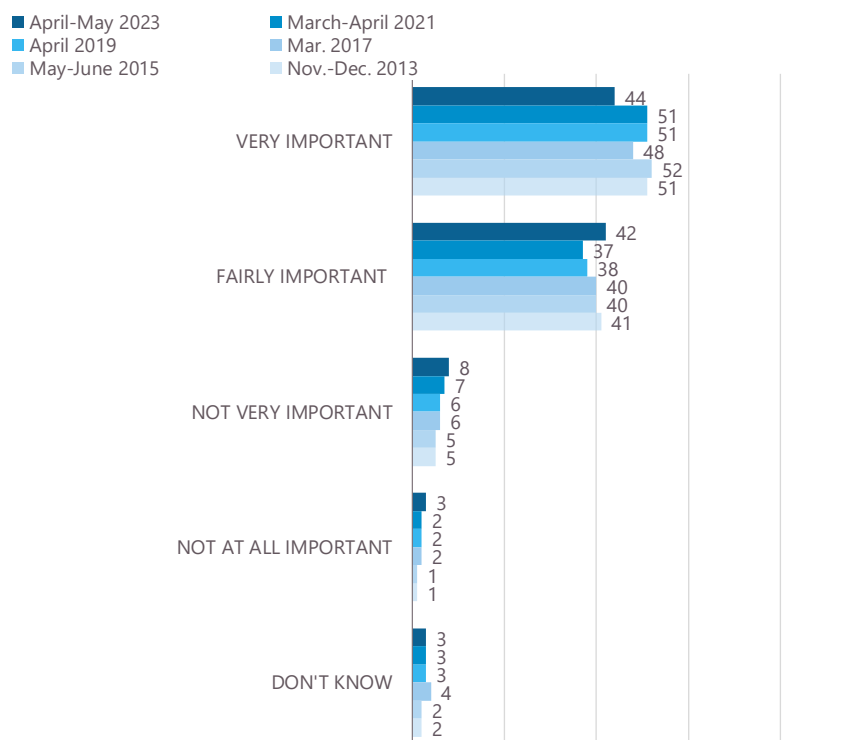
More than eight in ten Europeans think it is important that their national government and the European Union take action to improve energy efficiency by 2030

Respondents were asked how important it was that their national government and the European Union take action to improve energy efficiency by 2030 (e.g., by encouraging people to insulate their home, install solar panels, or buy electric cars).^{38,39}

A substantial majority (86%, -2 percentage points since March-April 2021) think it is important for their national government to take action to improve energy efficiency by 2030, with 44% (-7 pp) saying this is “very important”. On the other hand, 11% (+2 pp) think this is not important, while 3% (=) say they don’t know.

The longer-term trend shows the proportion who think this is important is now at its lowest ever level, two points below the previous low of March-April 2021 and six points lower than the highs of 2013-2015. The proportion who think it is “very important” for the national government to take action is also at its lowest ever level.

QC9.1 How important do you think it is that the following authorities take action to improve energy efficiency by 2030 (e.g. by encouraging people to insulate their home, install solar panels or buy electric cars)?
The (NATIONALITY) government
(% - EU27)



³⁸ QC9. How important do you think it is that the following authorities take action to improve energy efficiency by 2030 (e.g. by encouraging people to insulate their home, install solar panels or buy electric cars)? QC9.1 The (NATIONALITY) Government; QC9.2 The European Union.

³⁹ The wording of the question has changed since 2021 when it was How important do you think it is that the following authorities provide support for improving energy efficiency by 2030 (e.g. by encouraging people to insulate their home, install solar panels, or buy electric cars). As a result trend results should be interpreted with caution.

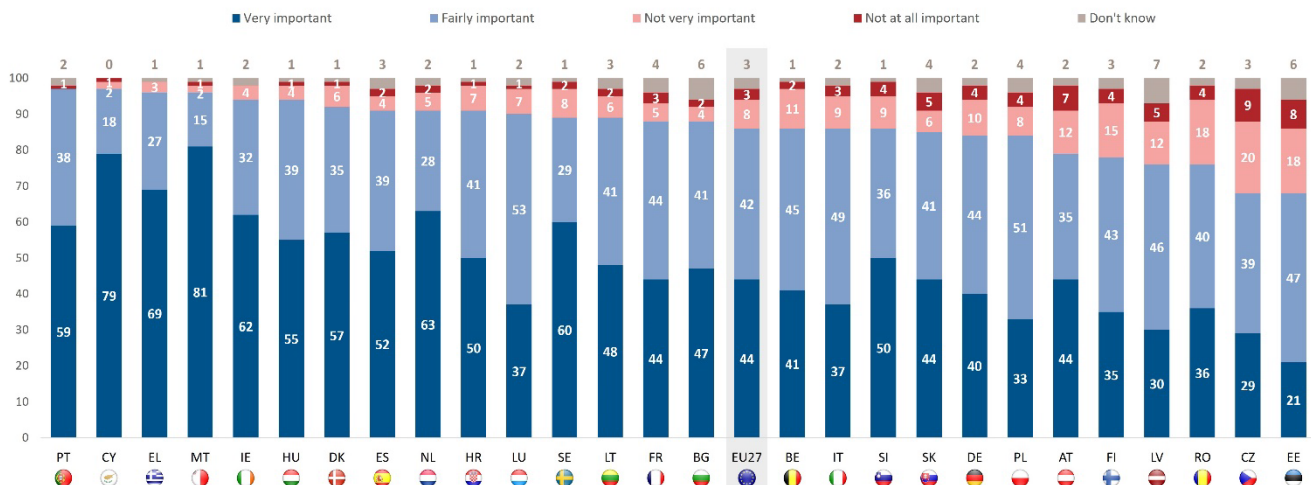
Special Eurobarometer 538

Climate change

More than two thirds of respondents in each Member State think it is important that their national government takes action to improve energy efficiency, with proportions ranging from 97% in Cyprus and Portugal and 96% in Greece and Malta to 68% in Estonia and Czechia and 76% in Latvia and Romania.

In 12 countries at least half say it is “very important” that their national government takes this action, with the highest levels seen in Malta (81%), Cyprus (79%) and Greece (69%). In contrast 21% in Estonia, 29% in Czechia and 30% in Latvia think this is very important.

QC9.1 How important do you think it is that the following authorities take action to improve energy efficiency by 2030 (e.g. by encouraging people to insulate their home, install solar panels or buy electric cars)?
(% - The (NATIONALITY) government)



The national evolutions since March-April 2021⁴⁰ show that in 18 countries respondents are now less likely to think it is important the national government takes action to improve energy efficiency by 2030, with the largest declines observed in Estonia (68%, -19 pp), Czechia (68%, -14 pp) and Romania (76%, -8 pp). In contrast, the proportion that think this is important has increased in eight countries including Finland (78%, +5 pp compared to 2021, -5 pp compared to 2019). There has been no change in opinion in France (88%).

QC9.1 How important do you think it is that the following authorities take action to improve energy efficiency by 2030 (e.g. by encouraging people to insulate their home, install solar panels or buy electric cars)?
The (NATIONALITY) government (%)



Total 'Important'	May/Jun 2023	86	78	96	92	96	91	86	97	89	88	94	91	89	90	84	88	94	97	91	79	84	85	76	86	86	76	68	68
	Δ Mar/Apr 2021	▼2	▲5	▲3	▲2	▲1	▲1	▲1	▲1	▲1	=	▼1	▼1	▼1	▼1	▼1	▼2	▼2	▼2	▼3	▼4	▼5	▼5	▼6	▼6	▼7	▼8	▼14	▼19
Total 'Not important'	May/Jun 2023	11	19	3	7	3	8	12	3	10	8	4	6	8	8	12	6	5	1	7	19	14	11	17	13	13	22	29	26
	Δ Mar/Apr 2021	▲2	▼8	=	▼3	▼1	▼1	=	▲1	▼2	=	▼1	▲2	▼2	▼1	▲2	▲2	▲1	=	▲1	▲5	▲5	▲5	▼1	▲5	▲6	▲10	▲11	▲13
Don't know	May/Jun 2023	3	3	1	1	1	1	2	0	1	4	2	3	3	2	4	6	1	2	2	2	2	4	7	1	1	2	3	6
	Δ Mar/Apr 2021	=	▲3	▼3	▲1	=	=	▼1	▼2	▲1	=	▲2	▼1	▲3	▲2	▼1	=	▲1	▲2	▲2	▼1	=	=	▲7	▲1	▲1	▼2	▲3	▲6

⁴⁰ Compared to 2021, the methodology used to conduct the survey differed completely in BE, CZ, DK, EE, IE, LV, LT, LU, PT, FI, SE and partially in EL, MT, NL, SI, SK. Where differences are significant, comparison with 2019 results was added.

Special Eurobarometer 538

Climate change

The **socio-demographic analysis** shows that more than eight in ten respondents in each group think it is important for the national government to take action to improve energy efficiency by 2030. As a result of this high level of agreement, there are few notable differences:







- Respondents aged 15-24 (91%) are more likely to think it is important for the national government to take action than older respondents.
- Respondents who never or almost never have difficulties paying bills are more likely to think this is important than those who experience difficulties more often (88% vs 83%).
- The higher a respondent considers themselves to be on the social ladder, the more likely they are to think this is important.

The analysis does show respondents who believe climate change is the most serious (95%) or one of the most serious (92%) problems facing the world are more likely to think action should be taken than those who do not (80%). In addition, the more seriously respondents view climate change, the more likely they are to think it important national governments take action to increase renewable energy use: 92% who think it is a very serious problem think this is important, compared to 52% who say climate change is not a serious problem.

QC9_1 How important do you think it is that the following authorities take action to improve energy efficiency by 2030 (e.g. by encouraging people to insulate their home, install solar panels or buy electric cars)?

The (NATIONALITY) government

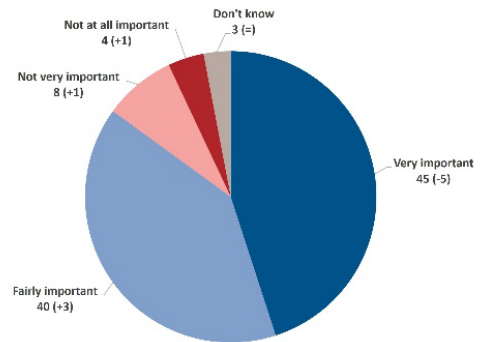
(% - EU)

	Total 'important'	Total 'Not important'	Don't know
EU27	86	11	3
 Gender			
Man	86	12	2
Woman	87	10	3
 Age			
15-24	91	7	2
25-39	87	11	2
40-54	86	12	2
55 +	84	12	4
 Education (End of)			
15-	84	10	6
16-19	85	13	2
20+	88	10	2
Still studying	93	6	1
 Socio-professional category			
Self-employed	88	10	2
Managers	88	11	1
Other white collars	87	11	2
Manual workers	84	13	3
House persons	86	11	3
Unemployed	87	9	4
Retired	83	12	5
Students	93	6	1
 Difficulties paying bills			
Most of the time	83	13	4
From time to time	83	14	3
Almost never/ Never	88	10	2
 Consider belonging to			
The working class	85	10	5
The lower middle class	85	12	3
The middle class	87	11	2
The upper middle class	90	9	1
The upper class	91	9	0
Climate change			
Biggest problem	95	4	1
One of the problems	92	6	2
Not a problem	80	16	4
Perception of climate change			
Not a serious problem	52	44	4
A fairly serious problem	74	21	5
A very serious problem	92	6	2
Has taken action to fight climate change			
Yes	91	7	2
No	78	18	4

Special Eurobarometer 538 Climate change

More than eight in ten respondents (85%, -2 percentage points since March-April 2021) think it is important for the European Union to take action to improve energy efficiency by 2030, with 45% (-5 pp) saying this is “very important”. Just over one in ten (12%, +2 pp) think it is not important the EU acts, and 3% (no change) say they don’t know.

QC9.2 How important do you think it is that the following authorities take action to improve energy efficiency by 2030 (e.g. by encouraging people to insulate their home, install solar panels or buy electric cars)?
The European Union
(% - EU27)

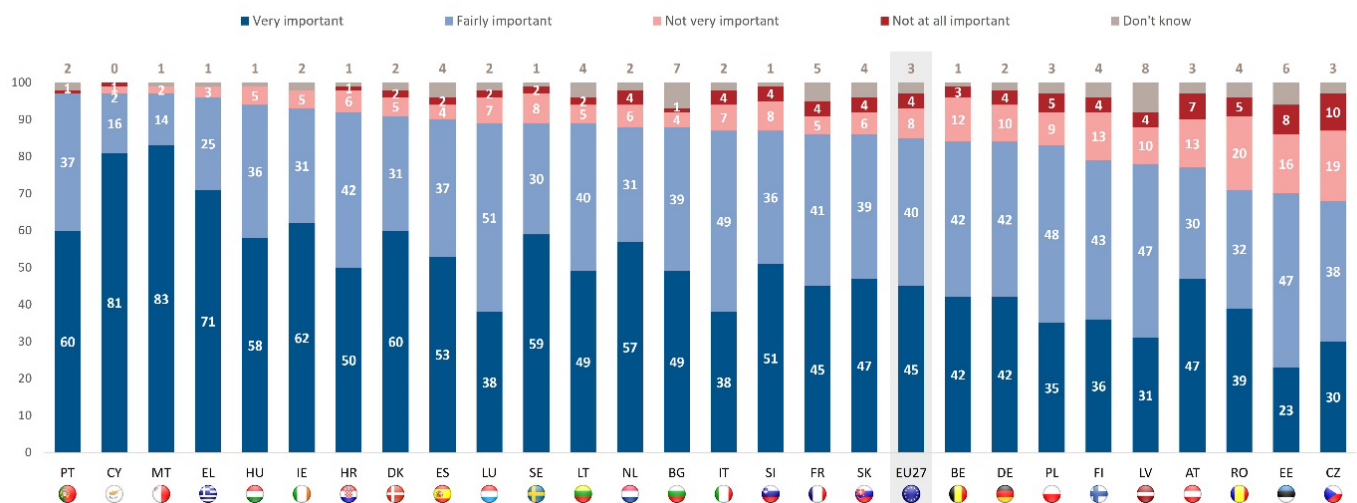


(May/June 2023 – Mar/Apr 2021)

The national analysis shows that more than two thirds of respondents in each Member State think it is important for the EU to take action in this area. This view is almost universal in Cyprus, Malta and Portugal (97% each) and in Greece (96%). It is also widespread in Czechia (68%), Estonia (70%) and Romania (71%).

In 12 countries the majority thinks it is very important that the EU takes action, and this is particularly the case in Malta (83%) and Cyprus (81%). In contrast 23% in Estonia, 30% in Czechia and 31% in Latvia think the same way.

QC9.2 How important do you think it is that the following authorities take action to improve energy efficiency by 2030 (e.g. by encouraging people to insulate their home, install solar panels or buy electric cars)?
(% - The European Union)



Special Eurobarometer 538

Climate change

Evolutions since March-April 2021⁴¹ are mixed. In 15 countries respondents are now less likely to say that it is important for the EU to take action to improve energy efficiency by 2030, with the largest declines seen in Estonia (70%, -17 pp), Czechia (68%, -12 pp) and Latvia (78%, -10 pp). Conversely, agreement has increased in ten countries including Denmark (91%, +5 pp), Italy (87%, +5 pp) and Finland (79%, +10 pp). There has been no change in opinion in Hungary (94%) and France (86%).

QC9.2 How important do you think it is that the following authorities take action to improve energy efficiency by 2030 (e.g. by encouraging people to insulate their home, install solar panels or buy electric cars)?

The European Union (%)



Total 'Important'	May/Jun 2023	85	91	87	79	97	92	89	96	97	89	88	86	94	90	97	88	77	84	93	83	89	86	87	84	71	78	68	70
	Δ Mar/Apr 2021	▼2	▲5	▲5	▲5	▲4	▲2	▲2	▲1	▲1	▲1	▲1	=	=	▼1	▼1	▼2	▼2	▼3	▼3	▼3	▼4	▼4	▼5	▼6	▼9	▼10	▼12	▼17
Total 'Not important'	May/Jun 2023	12	7	11	17	2	7	10	3	3	9	10	9	5	6	1	5	20	14	5	14	7	10	12	15	25	14	29	24
	Δ Mar/Apr 2021	▲2	▼6	▼4	▼9	▼1	▼2	▼3	▼1	▲2	▼3	▼2	▲1	=	▲2	▼1	▲1	▲3	▲4	▲1	▲5	=	▲4	▲5	▲5	▲10	▲2	▲9	▲11
Don't know	May/Jun 2023	3	2	2	4	1	1	1	1	0	2	2	5	1	4	2	7	3	2	2	3	4	4	1	1	4	8	3	6
	Δ Mar/Apr 2021	=	▲1	▼1	▲4	▼3	=	▲1	=	▼3	▲2	▲1	▼1	=	▼1	▲2	▲1	▼1	▼1	▲2	▼2	▲4	=	=	▲1	▼1	▲8	▲3	▲6

⁴¹ Compared to 2021, the methodology used to conduct the survey differed completely in BE, CZ, DK, EE, IE, LV, LT, LU, PT, FI, SE and partially in EL, MT, NL, SI, SK. This was a new item in 2021, therefore there is no 2019 comparison.

Special Eurobarometer 538

Climate change







The **socio-demographic analysis** once again shows a high level of agreement with more than eight in ten respondents in each group thinking it is important the EU takes action to improve energy efficiency by 2030. As a result, there are few notable differences:

- Respondents aged 15-24 (91%) are more likely to think this action is important compared to older respondents.
- Respondents who never or almost never have difficulties paying bills are more likely to think this is important than those who experience difficulties more often (88% vs 82%).
- The higher a respondent consider themselves to be on the social ladder, the more likely they are to think this is important.

The analysis does show respondents who believe climate change is the most serious (94%) or one of the most serious (91%) problems facing the world are more likely to think it is important the EU takes action to improve energy efficiency by 2030 than those who do not (80%). It also shows the more seriously respondents view climate change, the more likely they are to think it important the EU take action to increase renewable energy use: 92% who think it is a very serious problem think EU action is important, compared to 50% who say climate change is not a serious problem.

QC9_2 How important do you think it is that the following authorities take action to improve energy efficiency by 2030 (e.g. by encouraging people to insulate their home, install solar panels or buy electric cars)?

The European Union (% - EU)

	Total 'Important'	Total 'Not important'	Don't know
EU27	85	12	3
 Gender			
Man	85	12	3
Woman	86	11	3
 Age			
15-24	91	7	2
25-39	86	12	2
40-54	85	13	2
55 +	84	12	4
 Education (End of)			
15-	84	9	7
16-19	84	13	3
20+	87	11	2
Still studying	92	7	1
 Socio-professional category			
Self-employed	88	11	1
Managers	88	11	1
Other white collars	87	11	2
Manual workers	83	14	3
House persons	84	13	3
Unemployed	86	10	4
Retired	84	11	5
Students	92	7	1
 Difficulties paying bills			
Most of the time	82	15	3
From time to time	82	15	3
Almost never/ Never	88	10	2
 Consider belonging to			
The working class	84	10	6
The lower middle class	85	12	3
The middle class	86	12	2
The upper middle class	90	9	1
The upper class	91	9	0
Climate change			
Biggest problem	94	5	1
One of the problems	91	7	2
Not a problem	80	16	4
Perception of climate change			
Not a serious problem	50	45	5
A fairly serious problem	73	21	6
A very serious problem	92	6	2
Has taken action to fight climate change			
Yes	90	8	2
No	77	18	5

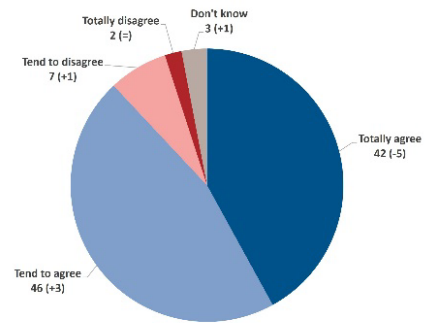
4. A climate-neutral Europe by 2050

Almost nine in ten Europeans think that greenhouse gas emissions should be reduced to a minimum while offsetting the remaining emissions to make the EU economy climate neutral by 2050

Respondents were asked to what extent they agreed or disagreed with the following statement: "We should reduce greenhouse gas emissions to a minimum while offsetting the remaining emissions, for instance by increasing forested areas, to make the EU economy climate neutral by 2050".⁴²

Almost nine in ten (88%, -2 percentage points since March-April 2021) agree with this statement, with 42% (-5 pp) saying they "totally agree". Almost one in ten respondents (9%, +1 pp) disagree, while 3% (+1 pp) say they don't know.

QC10 To what extent do you agree or disagree with the following statement: We should reduce greenhouse gas emissions to a minimum while offsetting the remaining emissions, for instance by increasing forested areas, to make the EU economy climate-neutral by 2050.
(% - EU27)

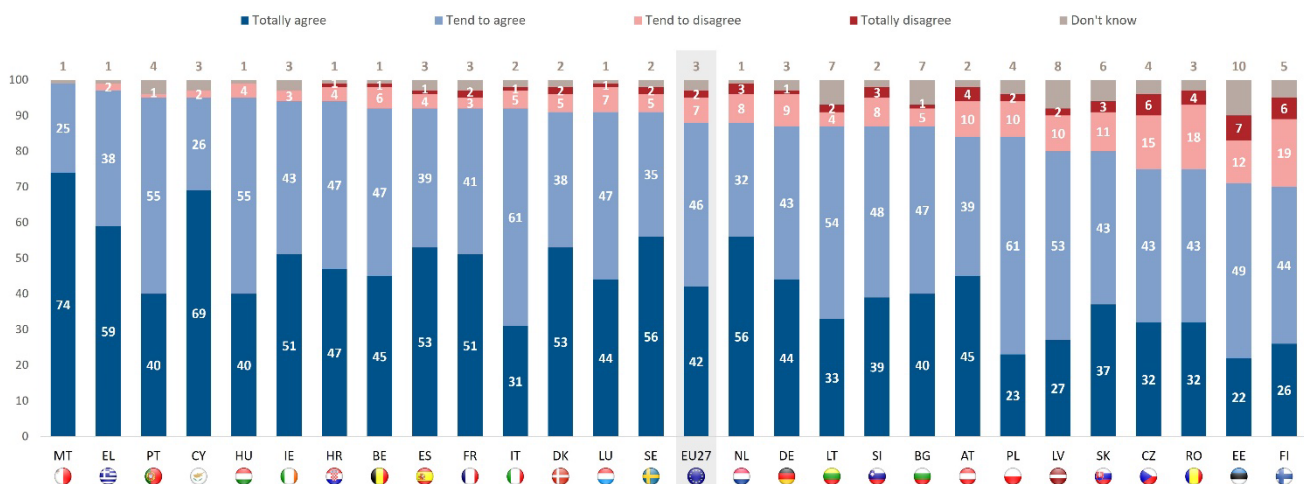


(May/June 2023 – Mar/Apr 2021)

At the national level, at least seven in ten respondents in each country agree that greenhouse gas emissions should be reduced to a minimum while offsetting the remaining emissions to make the EU economy climate neutral by 2050. Levels of agreement range from 99% in Malta, 97% in Greece and 95% of respondents in Cyprus, Hungary and Portugal to 70% in Finland, 71% in Estonia and 75% in Czechia and Romania.

There are nine countries where at least half of all respondents totally agree with this statement, with the highest levels observed in Malta (74%), Cyprus (69%) and Greece (59%). At the other end of the scale 22% in Estonia, 23% in Poland and 26% in Finland totally agree.

QC10 To what extent do you agree or disagree with the following statement: We should reduce greenhouse gas emissions to a minimum while offsetting the remaining emissions, for instance by increasing forested areas, to make the EU economy climate-neutral by 2050.
(%)



⁴² QC10. To what extent do you agree or disagree with the following statement: We should reduce greenhouse gas emissions to a minimum while offsetting the



























remaining emissions, for instance by increasing forested areas, to make the EU economy climate neutral by 2050.

Special Eurobarometer 538

Climate change

At the national level, agreement that “we should reduce greenhouse gas emissions to a minimum while offsetting the remaining emissions, for instance by increasing forested areas, to make the EU economy climate-neutral by 2050” has declined in 19 Member States⁴³, most notably in Estonia (71%, -18 pp compared to 2021, -14 pp compared to 2019), Czechia (75%, -12 pp), Poland (84%, -8 pp) and Slovakia (80%, -8 pp). In contrast, levels of agreement have increased in six countries including Greece (97%, +5 pp), and have remained unchanged in Ireland (94%) and France (92%).

QC10 To what extent do you agree or disagree with the following statement: We should reduce greenhouse gas emissions to a minimum while offsetting the remaining emissions, for instance by increasing forested areas, to make the EU economy climate-neutral by 2050.
(%)

																													
Total 'Agree'	May/Jun 2023	88	97	99	92	91	95	91	94	92	92	94	95	84	87	87	92	87	95	75	87	91	88	70	80	84	80	75	71
	Δ Mar/Apr 2021	▼2	▲5	▲4	▲3	▲1	▲1	▲1	=	=	▼1	▼1	▼1	▼1	▼2	▼2	▼3	▼4	▼4	▼4	▼5	▼5	▼5	▼5	▼7	▼8	▼8	▼12	▼18
Total 'Disagree'	May/Jun 2023	9	2		6	7	2	7	3	5	7	5	4	14	6	11	5	10	1	22	6	8	11	25	12	12	14	21	19
	Δ Mar/Apr 2021	▲1	▼3	▼3	▼4	▼2	▼1	▼3	▼3	▼1	=	▲1	▲1	▲1	▲1	▲1	▲2	▲3	=	▲5	▼2	▲4	▲4	=	▼1	▲6	▲5	▲8	▲8
Don't know	May/Jun 2023	3	1	1	2	2	3	2	3	3	1	1	1	2	7	2	3	3	4	3	7	1	1	5	8	4	6	4	10
	Δ Mar/Apr 2021	▲1	▼2	▼1	▲1	▲1	=	▲2	▲3	▲1	▲1	=	=	=	▲1	▲1	▲1	▲1	▲4	▼1	▲7	▲1	▲1	▲5	▲8	▲2	▲3	▲4	▲10

⁴³ Compared to 2021, the methodology used to conduct the survey differed completely in BE, CZ, DK, EE, IE, LV, LT, LU, PT, FI, SE and partially in EL, MT, NL, SI, SK. Where differences are significant, comparison with 2019 results was added.







Special Eurobarometer 538

Climate change

Echoing the high level of agreement overall, the **socio-demographic analysis** illustrates that more than eight in ten respondents in each group agree greenhouse gas emissions should be reduced to a minimum while offsetting the remaining emissions, for instance by increasing forested areas, to make the EU economy climate neutral by 2050.

There are no notable differences in the core socio-demographic groups. However, the analysis does show that respondents who think climate change is the most serious (96%) or one of the most serious (94%) problems facing the world are more likely to think this is important than those who do not (83%). It also illustrates that the more seriously respondents view climate change, the more likely they are to agree: 94% who think it is a very serious problem agree, compared to 76% who think it is a fairly serious problem and 59% who think climate change is not a serious problem.

QC10 To what extent do you agree or disagree with the following statement: We should reduce greenhouse gas emissions to a minimum while offsetting the remaining emissions, for instance by increasing forested areas, to make the EU economy climate-neutral by 2050.
(% - EU)

	Total 'Agree'	Total 'Disagree'	Don't know
EU27	88	9	3
 Gender			
Man	88	10	2
Woman	89	8	3
 Age			
15-24	92	6	2
25-39	89	9	2
40-54	89	9	2
55 +	86	9	5
 Education (End of)			
15-	88	6	6
16-19	87	11	2
20+	90	8	2
Still studying	94	4	2
 Socio-professional category			
Self-employed	88	10	2
Managers	91	8	1
Other white collars	90	9	1
Manual workers	87	11	2
House persons	87	10	3
Unemployed	88	8	4
Retired	86	8	6
Students	94	4	2
 Difficulties paying bills			
Most of the time	86	11	3
From time to time	85	12	3
Almost never/ Never	89	8	3
 Consider belonging to			
The working class	87	8	5
The lower middle class	88	9	3
The middle class	89	9	2
The upper middle class	90	9	1
The upper class	87	11	2
Climate change			
Biggest problem	96	3	1
One of the problems	94	4	2
Not a problem	83	13	4
Perception of climate change			
Not a serious problem	59	36	5
A fairly serious problem	76	19	5
A very serious problem	94	4	2
Has taken action to fight climate change			
Yes	93	5	2
No	80	15	5

V. THE EU AND THE ENERGY CRISIS



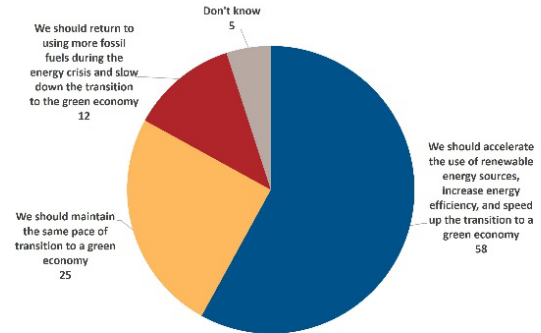
1. EU's and Member States' response to the energy crisis in terms of green energy policy

The majority of Europeans think that the transition to a green economy should be sped up

Respondents were asked to consider energy price spikes and restrictions on gas supply due to the actions of Russia, and say how they thought the EU and Member States should respond in terms of green energy policy⁴⁴.

Almost six in ten (58%) think **the use of renewable energy sources should be accelerated, energy efficiency increased, and the transition to a green economy sped up**. One quarter (25%) think the **pace of transition should be maintained**, while 12% think that **more fossil fuels should be used during the energy crisis and the transition to the green economy slowed down**.

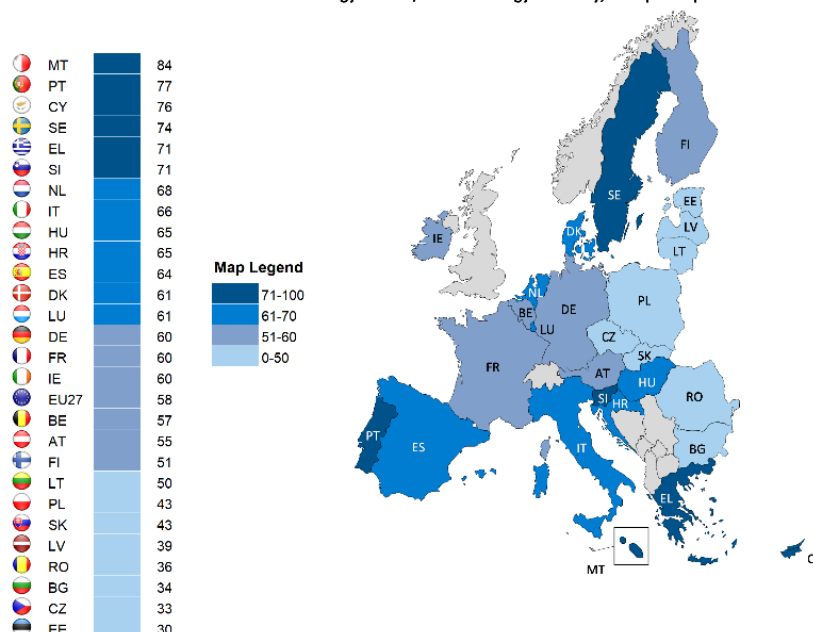
QC11 With energy price spikes and restrictions on gas supply due to the actions of Russia, how should the EU and its Member States respond in terms of green energy policy?
(% - EU27)



(May/June 2023)

There is considerable national variation in levels of agreement that the use of renewable energy sources should be accelerated, energy efficiency increased, and the transition to a green economy sped up. Proportions range from 84% in Malta, 77% in Portugal and 76% in Cyprus to 30% in Estonia, 33% in Czechia and 34% in Bulgaria. Lower levels of agreement are generally found amongst respondents in eastern areas of the EU.

QC11 With energy price spikes and restrictions on gas supply due to the actions of Russia, how should the EU and its Member States respond in terms of green energy policy?
(% - We should accelerate the use of renewable energy sources, increase energy efficiency, and speed up the transition to a green economy)



⁴⁴ QC11. With energy price spikes and restrictions on gas supply due to the actions of Russia, how should the EU and its Member States respond in terms of green energy policy?

Special Eurobarometer 538

Climate change

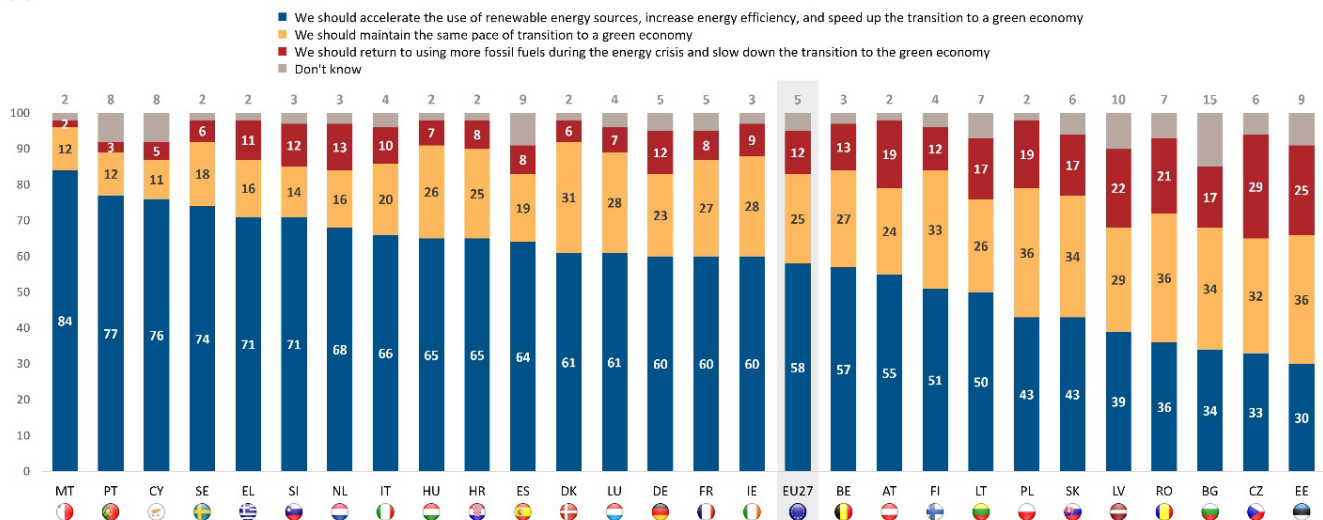
In 24 Member States respondents are most likely to think the **transition to a green economy should be sped up, increasing the use of renewables and increasing energy efficiency**, and in 20 countries at least half think this way. This view is most widely held in Malta (84%), Portugal (77%) and Cyprus (76%) and is least common in Estonia (30%), Czechia (33%) and Bulgaria (34%).

In Estonia, the most common answer is that given the circumstances, the **pace of the green transition should be maintained** (36%). This view is also held by at least three in ten respondents in Romania and Poland (36% each), Bulgaria and Slovakia (34% each), Finland (33%) and Czechia (32%).

Opinion is divided in Romania (36% speed up vs 36% maintain pace) and Bulgaria (34% speed up vs 34% maintain pace).

There are four countries where at least one in five think that given the circumstances **more fossil fuels should be used and the green transition slowed down**: Czechia (29%), Estonia (25%), Latvia (22%) and Romania (21%).

QC11 With energy price spikes and restrictions on gas supply due to the actions of Russia, how should the EU and its Member States respond in terms of green energy policy? (%)



Special Eurobarometer 538

Climate change

The **socio-demographic analysis** shows that a majority in each group thinks that the use of renewable energy sources should be accelerated, energy efficiency increased, and the transition to a green economy sped up. It also reveals the following differences:

- Respondents aged 15-54 are more likely than those aged 55 and older to think the green transition should be sped up. For example, 64% of 15-24 year olds think this way, compared to 54% of those aged 55 and older.
- Respondents who completed education aged 20 or older (64%) are more likely to think this way than those who completed aged 15 or younger.
- Students (72%) and managers (67%) are the most likely to think this way, particularly compared to the unemployed (50%).
- Respondents who consider themselves upper middle class (74%) are the most likely to think this way, especially compared to those who consider themselves part of the working class (52%).

The analysis also shows respondents who think climate change is the most serious (77%) or one of the most serious (70%) problems facing the world are more likely to think the green transition should be sped up than those who think it is not a serious problem (47%).

In addition, respondents who consider climate change a very serious problem (67%) are much more likely to think the green transition should be sped up than those who consider climate change to be less serious. Finally, respondents who have taken personal action to fight climate change are more likely to think the green transition should be sped up than those who have not taken any action (67% vs 43%).

QC11 With energy price spikes and restrictions on gas supply due to the actions of Russia, how should the EU and its Member States respond in terms of green energy policy?
(% - EU)

	We should accelerate the use of renewable energy sources, increase energy efficiency, and speed up the transition to a green economy	We should maintain the same pace of transition to a green economy	We should return to using more fossil fuels during the energy crisis and slow down the transition to the green economy	Don't know
EU27	58	25	12	5
Gender				
Man	58	26	12	4
Woman	59	24	11	6
Age				
15-24	64	24	8	4
25-39	62	24	10	4
40-54	60	25	11	4
55 +	54	25	14	7
Education (End of)				
15-	51	23	15	11
16-19	55	27	13	5
20+	64	23	10	3
Still studying	72	19	6	3
Socio-professional category				
Self-employed	61	24	11	4
Managers	67	23	8	2
Other white collars	61	25	11	3
Manual workers	55	27	13	5
House persons	52	26	12	10
Unemployed	50	29	14	7
Retired	54	24	15	7
Students	72	19	6	3
Difficulties paying bills				
Most of the time	57	21	15	7
From time to time	54	27	13	6
Almost never/ Never	61	24	11	4
Consider belonging to				
The working class	52	26	13	9
The lower middle class	54	27	14	5
The middle class	61	25	11	3
The upper middle class	74	16	9	1
The upper class	62	24	10	4
Climate change				
Biggest problem	77	16	5	2
One of the problems	70	21	6	3
Not a problem	47	29	17	7
Perception of climate change				
Not a serious problem	22	28	41	9
A fairly serious problem	34	39	19	8
A very serious problem	67	22	7	4
Has taken action to fight climate change				
Yes	67	21	8	4
No	43	32	18	7

2. EU's and Member States' actions to relieve the economic pressure

Accelerating the roll-out of renewable energy sources in the EU, and taking economic measures to limit the price of energy bills for households are Europeans' preferred measures to relieve the economic pressure caused by the energy crisis

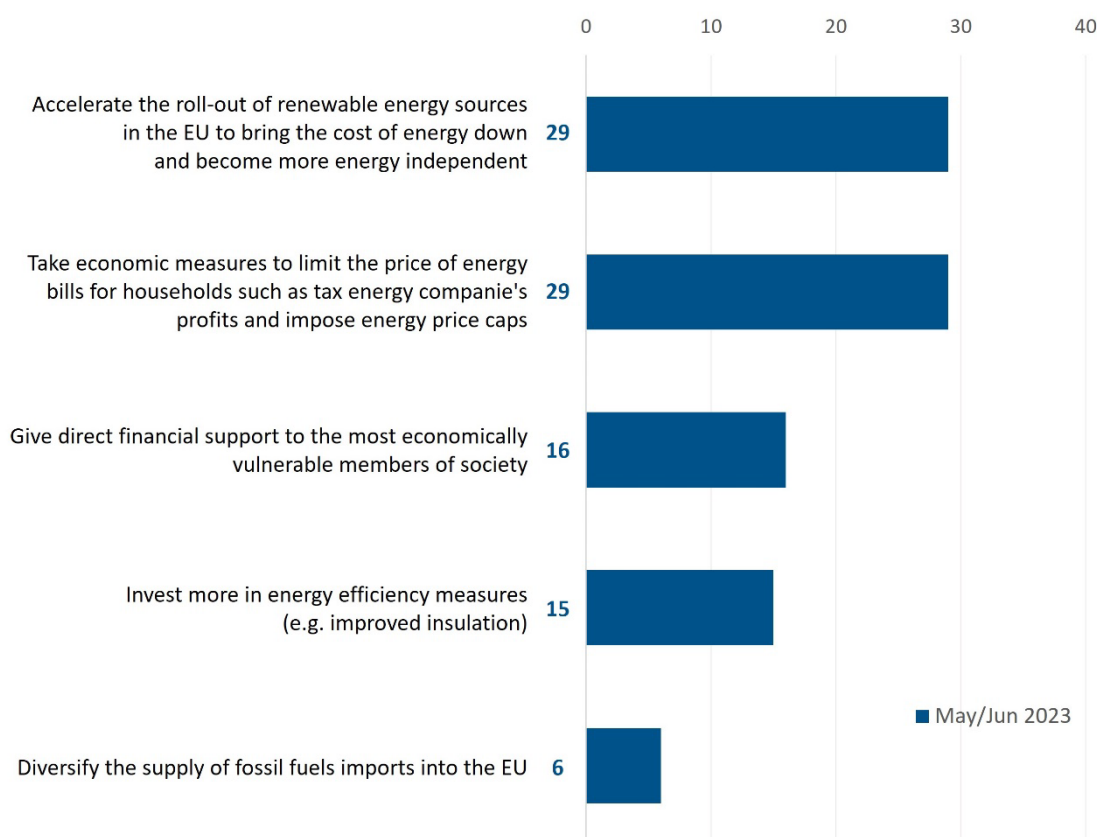
Respondents were given a list of five options and asked how they thought the EU and the Member State governments should respond to relieve the economic pressure caused by the energy crisis⁴⁵. The results below present their first response.

Almost three in ten (29%) say the EU and Member States should **accelerate the roll-out of renewable energy sources in the EU to bring the cost of energy down and become more energy independent**, and the same proportion say these bodies should **take economic measures to limit the price of energy bills for households such as taxing energy companies' profits and imposing energy price caps**.

More than one in ten are in favour of **giving direct financial support to the most economically vulnerable members of society** (16%) or **investing more in energy efficiency measures (e.g. improved insulation)** (15%).

Just over one in twenty (6%) think the EU and Member States should **diversify the supply of fossil fuels imports into the EU**.

QC12a In which of the following ways should the EU and the Member State governments respond to relieve the economic pressure caused by the energy crisis? Firstly?
(% - EU27)



⁴⁵ QC12a. In which of the following ways should the EU and the Member State governments respond to relieve the economic pressure caused by the energy crisis? Firstly?

Special Eurobarometer 538

Climate change

Taking economic measures to limit the price of energy bills for households such as taxing energy companies' profits and imposing energy price caps is the most mentioned action in 13 countries and ranks in the top three in every Member State. It is most often mentioned by those in Austria (39%), Czechia (37%), and the Netherlands (35%), and least mentioned by those in Hungary (20%), Cyprus (21%) and Sweden (22%).

In France **taking economic measures to limit the price of energy bills for households** ranks equal first with **accelerating the roll-out of renewable energy to bring the cost of energy down and become more energy independent** (27% each).

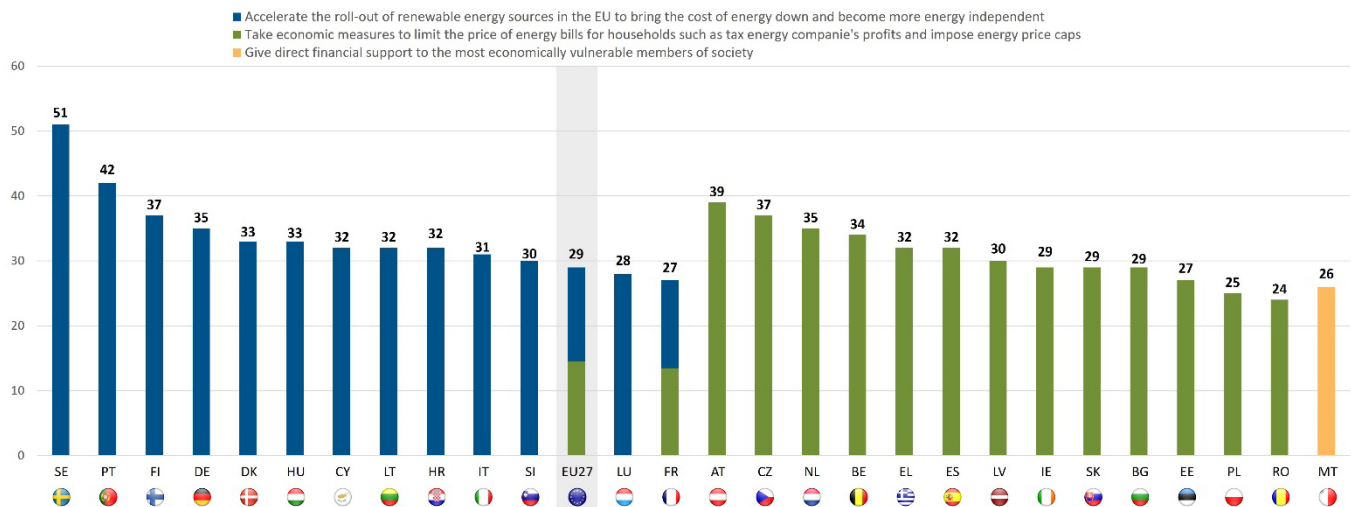
In 12 Member States, respondents most often say that **the roll-out of renewable energy sources in the EU should be accelerated to bring the cost of energy down and become more energy independent** and this is particularly the case in Sweden (51%), Portugal (42%) and Finland (37%). In contrast, it is least likely to be mentioned by those in Bulgaria (15%), Romania and Latvia (19% each). This action ranks in the top three in 25 countries.

Giving direct financial support to the most economically vulnerable members of society is the most mentioned action in Malta (26%) and ranks in the top three in 23 countries overall. It is also widely mentioned by respondents in Bulgaria (25%), Ireland, Cyprus and Greece (24% each), but is least likely to be mentioned by those in Portugal, Italy and Czechia (all 12%).

Investing more in energy efficiency measures is the only other action that ranks in the top three in any country. Investing more is most often mentioned by those in Romania (22%), Hungary and France (both 21%) and Malta (20%) and least mentioned by those in Finland (8%).

There are four countries where at least one in ten mentions **diversifying the supply of fossil fuels imports into the EU**: Poland (12%), Romania (11%), Estonia and Czechia (both 10%).

QC12a. In which of the following ways should the EU and the Member State governments respond to relieve the economic pressure caused by the energy crisis? Firstly? (% - The most mentioned answer by country)



QC12a In which of the following ways should the EU and the Member State governments respond to relieve the economic pressure caused by the energy crisis? Firstly? (%)

	EU27	BE	BG	CZ	DK	DE	EE	IE	EL	ES	FR	HR	IT	CY	LV	LT	LU	HU	MT	NL	AT	PL	PT	RO	SI	SK	FI	SE
Accelerate the roll-out of renewable energy sources in the EU to bring the cost of energy down and become more energy independent	29	28	15	20	33	35	22	26	26	25	27	32	31	32	19	32	28	33	25	31	30	23	42	19	30	23	37	51
Take economic measures to limit the price of energy bills for households such as tax energy companies' profits and impose energy price caps	29	34	29	37	24	28	27	29	32	32	27	26	30	21	30	27	26	20	23	35	39	25	26	24	24	29	34	22
Give direct financial support to the most economically vulnerable members of society	16	17	25	12	18	15	16	24	24	18	15	18	12	24	23	20	23	20	26	14	13	22	12	21	23	18	16	13
Invest more in energy efficiency measures (e.g. improved insulation)	15	14	19	16	14	10	17	13	12	14	21	18	16	12	14	14	13	21	20	14	9	14	9	22	15	19	8	9
Diversify the supply of fossil fuels imports into the EU	6	5	5	10	6	6	10	7	4	5	4	5	8	5	7	2	7	5	6	3	6	12	3	11	5	7	2	2
Other (SPONTANEOUS)	1	0	0	0	1	2	1	0	0	1	1	0	1	0	2	0	0	0	0	1	2	0	0	1	1	1	0	1
Don't know	4	2	7	5	4	4	7	1	2	5	5	1	2	6	5	5	3	1	0	2	1	4	8	2	2	3	3	2
1st MOST FREQUENTLY MENTIONED ITEM																												
2nd MOST FREQUENTLY MENTIONED ITEM																												
3rd MOST FREQUENTLY MENTIONED ITEM																												

Special Eurobarometer 538

Climate change

The **socio-demographic analysis** illustrates the following notable differences:

- Those aged 15-24 (24%) are less likely than older respondents, and particularly those aged 40-54 (31%), to think the **EU and national governments should take economic measures to limit the price of energy bills for households**.
- Respondents who completed education aged 20 or older are the most likely to think EU and national governments should **accelerate the roll-out of renewable energy sources** (35%), but they are the least likely to think **governments should take economic measures to limit the price of energy bills for households** (26%).
- Managers (38%) are the most likely to think the EU and national governments should **accelerate the roll-out of renewable energy sources**, particularly compared to housepersons (25%).
- The fewer difficulties respondents have paying bills, the more likely they are to mention **accelerating the roll-out of renewable energy sources**, and the less likely they are to mention **giving direct financial support to the most economically vulnerable members of society**. For example, 31% who never or almost never have difficulties paying bills say the roll-out of renewable energy sources should be accelerated, compared to 24% who have difficulties most of the time.
- The higher a respondent places themselves on the social ladder, the more likely they are to think the EU and national governments should **accelerate the roll-out of renewable energy sources**, but the less likely they are to think **governments should take economic measures to limit the price of energy bills for households**.

The analysis also illustrates that respondents who think climate change is the most serious (37%) or one of the most serious (35%) problems facing the world are more likely to mention **accelerating the roll-out of renewable energy sources** than those who do not think it is a problem (24%). In addition, the more serious a problem respondents perceive climate change to be, the more likely they are to think the EU and national governments should **accelerate the roll-out of renewable energy sources in the EU**.

QC12a In which of the following ways should the EU and the Member State governments respond to relieve the economic pressure caused by the energy crisis? Firstly? (% - EU)

	Accelerate the roll-out of renewable energy sources in the EU to bring the cost of energy down and become more energy independent	Diversify the supply of fossil fuels imports into the EU	Invest more in energy efficiency measures (e.g. improved insulation)	Take economic measures to limit the price of energy bills for households such as tax energy companies' profits and impose energy price caps	Give direct financial support to the most economically vulnerable members of society	Other (SPONTANEOUS)	Don't know
EU27	29	6	15	29	16	1	4
Gender							
Man	29	7	15	29	16	1	3
Woman	29	6	15	28	17	1	4
Age							
15-24	31	6	17	24	19	0	3
25-39	33	6	14	28	16	1	2
40-54	30	7	14	31	16	0	2
55 +	26	6	15	29	17	1	6
Education (End of)							
15-	23	8	13	31	15	1	9
16-19	26	6	15	31	17	1	4
20+	35	6	16	26	15	0	2
Still studying	35	5	16	24	17	0	3
Socio-professional category							
Self-employed	31	8	14	30	14	1	2
Managers	38	6	14	27	14	0	1
Other white collars	31	7	16	27	16	1	2
Manual workers	26	6	14	32	18	1	3
House persons	25	6	16	29	16	1	7
Unemployed	27	5	16	27	19	1	5
Retired	26	5	15	29	17	1	7
Students	35	5	16	24	17	0	3
Difficulties paying bills							
Most of the time	24	5	14	30	22	0	5
From time to time	26	7	15	30	17	1	4
Almost never/ Never	31	6	15	28	16	1	3
Consider belonging to							
The working class	24	6	14	30	19	1	6
The lower middle class	26	7	15	29	18	1	4
The middle class	30	6	16	29	15	1	3
The upper middle class	42	5	14	24	14	0	1
The upper class	41	5	17	20	15	1	1
Climate change							
Biggest problem	37	4	15	26	16	0	2
One of the problems	35	5	14	29	15	0	2
Not a problem	24	8	15	29	18	1	5
Perception of climate change							
Not a serious problem	13	13	12	33	19	4	6
A fairly serious problem	20	9	16	29	19	1	6
A very serious problem	33	5	15	28	16	0	3
Has taken action to fight climate change							
Yes	33	5	15	29	15	1	2
No	23	8	15	28	19	1	6

Special Eurobarometer 538

Climate change

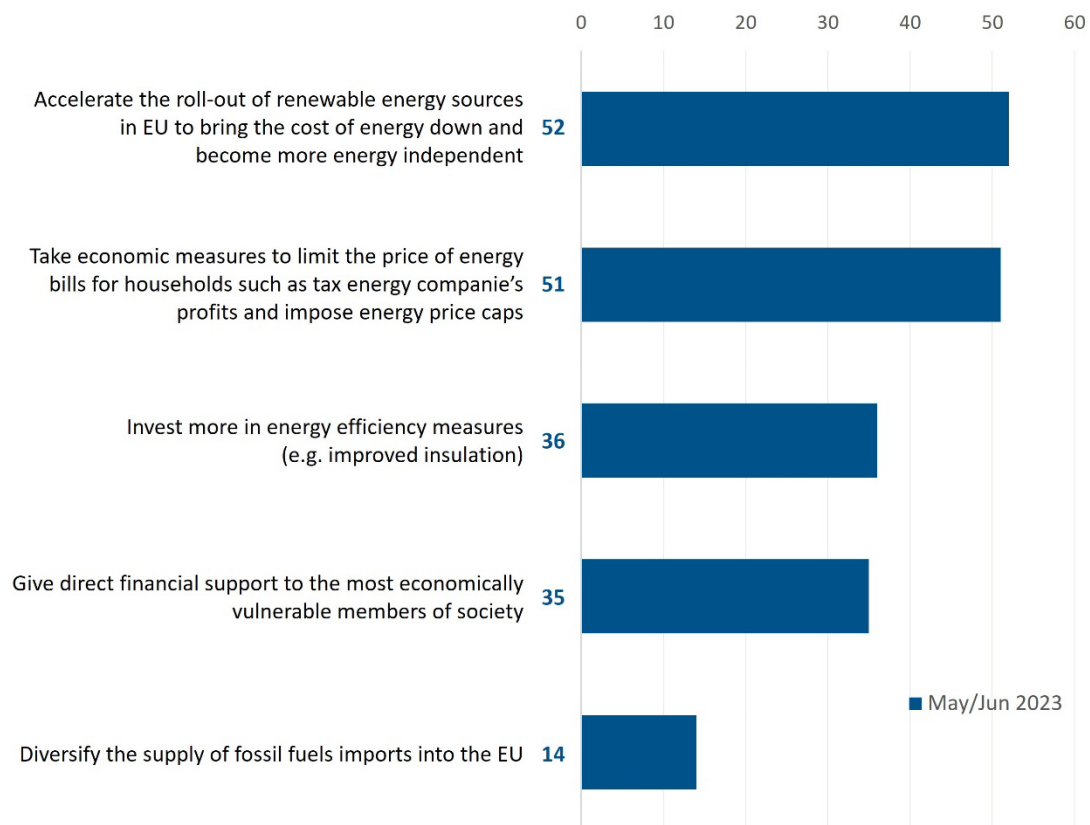
In a follow-up question, respondents were given the option to give additional answers. The results presented below detail the overall response to this question (first and subsequent answers).

Just over half of all respondents think the EU and Member States should **accelerate the roll-out of renewable energy sources in EU to bring the cost of energy down and become more energy independent** (52%) or **take economic measures to limit the price of energy bills for households such as tax energy companies' profits and impose energy price caps** (51%).

More than one third are in favour of **investing more in energy efficiency measures** (36%) or of **giving direct financial support to the most economically vulnerable members of society** (35%).

More than one in ten (14%) think the EU and Member States should **diversify the supply of fossil fuels imports into the EU**.

QC12T In which of the following ways should the EU and the Member State governments respond to relieve the economic pressure caused by the energy crisis? Firstly? And then?
(% - EU27)



Special Eurobarometer 538

Climate change

Looking at the national results for all the actions respondents think should be taken shows that **accelerating the roll-out of renewable energy sources in EU to bring the cost of energy down and become more energy independent** and **taking economic measures to limit the price of energy bills for households** are the only options that rank first in any country.

In 13 countries **accelerating the roll-out of renewable energy sources** is the most mentioned action, and it ranks in the top three actions in 25 countries overall. It is most often mentioned by those in Sweden (74%), Denmark and Portugal (both 62%), and least mentioned by those in Bulgaria (33%), Estonia (36%) and Latvia (38%).

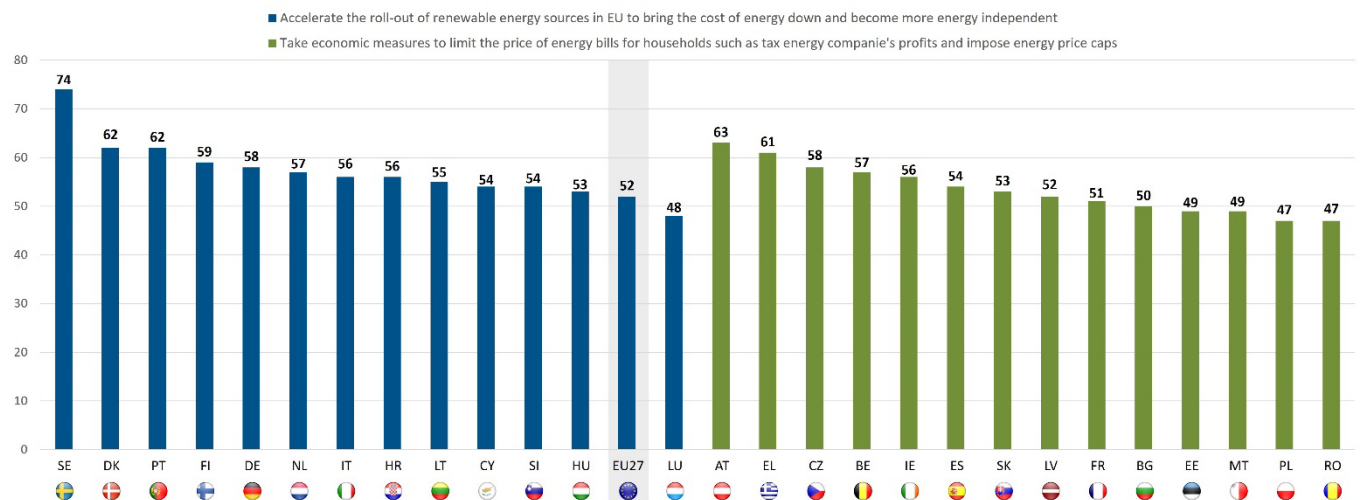
Taking economic measures to limit the price of energy bills for households is the most mentioned action in 14 Member States and ranks in the top three in 26 countries overall. It is most widely mentioned by respondents in Austria (63%), Greece (61%) and Czechia (58%), and least mentioned by those in Hungary (39%), Sweden (42%) and Slovenia and Cyprus (both 43%).

Hungary (52%) is the only country where at least half think EU and national governments should **invest more in energy efficiency measures**, followed by 44% of respondents in France and 42% in Malta. At the other end of the scale 22% in Austria and 27% in Portugal and Greece mention this option. Investing more in energy efficiency ranks second or third in 13 countries.

Giving direct financial support to the most economically vulnerable members of society is the second or third most mentioned action in 20 Member States. Greece (53%) is the only country where at least half mention this action, followed by 49% of respondents in Bulgaria and 48% in Latvia. This action is least mentioned by those in Italy (28%), Sweden (30%) and France and Czechia (31% each).

Finally, **diversifying the supply of fossil fuels imports into the EU** is most mentioned by respondents in Poland, Romania (both 23%) and Czechia (19%), and least mentioned by those in Lithuania (6%), Greece (8%) and France and Finland (both 9%). This action does not appear in the top three in any Member State.

QC12T. In which of the following ways should the EU and the Member State governments respond to relieve the economic pressure caused by the energy crisis? Firstly? And then? (% - The most mentioned answer by country)



QC12T In which of the following ways should the EU and the Member State governments respond to relieve the economic pressure caused by the energy crisis? Firstly? And then? (%)

	EU27	BE	BG	CZ	DK	DE	EE	IE	EL	ES	FR	HR	IT	CY	LV	LT	LU	HU	MT	NL	AT	PL	PT	RO	SI	SK	FI	SE
Accelerate the roll-out of renewable energy sources in EU to bring the cost of energy down and become more energy independent	52	51	33	44	62	58	36	48	49	45	50	56	56	54	38	55	48	53	48	57	55	44	62	40	54	43	59	74
Take economic measures to limit the price of energy bills for households such as tax energy companies' profits and impose energy price caps	51	57	50	58	45	48	49	56	61	54	51	52	55	43	52	45	46	39	49	53	63	47	45	47	43	53	56	42
Invest more in energy efficiency measures (e.g. improved insulation)	36	36	40	35	37	32	38	34	27	33	44	40	36	31	31	39	36	52	42	40	22	33	27	41	39	41	31	38
Give direct financial support to the most economically vulnerable members of society	35	37	49	31	32	33	37	45	53	39	31	40	28	47	48	42	46	43	46	35	36	42	33	41	44	38	32	30
Diversify the supply of fossil fuels imports into the EU	14	13	12	19	13	14	18	13	8	14	9	10	17	10	15	6	17	10	13	9	16	23	15	23	12	15	9	10
Other (SPONTANEOUS)	1	0	0	0	2	3	3	0	0	1	1	1	1	0	2	1	1	0	0	1	4	0	1	1	1	2	0	1
Don't know	4	2	7	5	4	4	7	2	1	5	5	1	3	6	5	5	3	1	0	2	1	4	8	3	2	3	3	2
1st MOST FREQUENTLY MENTIONED ITEM																												
2nd MOST FREQUENTLY MENTIONED ITEM																												
3rd MOST FREQUENTLY MENTIONED ITEM																												

Special Eurobarometer 538

Climate change

The **socio-demographic analysis** for all responses illustrates the following:

- Those aged 55+ are less likely than younger respondents to think the EU and national governments should **accelerate the roll-out of renewable energy sources in the EU to bring the cost of energy down and become more energy independent**, and this is particularly the case compared to those aged 25-39 (47% vs 58%).
- The longer a respondent remained in education, the more likely they are to think EU and national governments should **accelerate the roll-out of renewable energy sources in the EU** or that **more should be invested in energy efficiency measures**. For example, 58% who completed education aged 20 or older think the rollout of renewable energy should be accelerated, compared to 42% of those aged 15 or younger.
- Managers (62%) are the most likely group to think the EU and national governments should **accelerate the roll-out of renewable energy sources in the EU to bring the cost of energy down and become more energy independent**, particularly compared to housepersons (43%).
- The fewer difficulties respondents have paying bills, the more likely they are to mention **accelerating the roll-out of renewable energy sources** or **investing more in energy efficiency**, and the less likely they are to mention **giving direct financial support to the most economically vulnerable members of society**. For instance, 38% who never or almost never have difficulties paying bills mention investing more in energy efficiency, compared to 31% who experience difficulties most of the time.
- The higher a respondent considers themselves to be on the social ladder, the more likely they are to think the EU and national governments should **accelerate the roll-out of renewable energy sources in the EU** or **invest more in energy efficiency measures**, but the less likely they are to think **governments should take economic measures to limit the price of energy bills for households** or **give direct financial support to the most economically vulnerable members of society**.

The analysis also illustrates that respondents who think climate change is the most serious (62%) or one of the most serious (59%) problems facing the world are more likely to mention **accelerating the roll-out of renewable energy sources in the EU to bring the cost of energy down and become more energy independent** than those who do not think it is a problem (45%). In addition, the more serious a problem respondents perceive climate change to be, the more likely they are to think the EU and national governments should **accelerate the roll-out of renewable energy sources in the EU** or invest more in energy efficiency measures.

QC12T In which of the following ways should the EU and the Member State governments respond to relieve the economic pressure caused by the energy crisis? Firstly? And then?
(% - EU)

	Accelerate the roll-out of renewable energy sources in EU to bring the cost of energy down and become more energy independent	Diversify the supply of fossil fuels imports into the EU	Invest more in energy efficiency measures (e.g. improved insulation)	Take economic measures to limit the price of energy bills for households such as tax energy companies' profits and impose energy price caps	Give direct financial support to the most economically vulnerable members of society
EU27	52	14	36	51	35
Gender					
Man	52	15	37	50	35
Woman	52	14	35	52	36
Age					
15-24	56	14	37	49	37
25-39	58	15	36	50	34
40-54	53	16	36	52	35
55 +	47	13	35	51	36
Education (End of)					
15-	42	14	32	53	36
16-19	49	15	35	53	37
20+	58	14	40	49	32
Still studying	60	13	35	51	35
Socio-professional category					
Self-employed	57	16	36	52	31
Managers	62	15	38	49	30
Other white collars	53	17	40	50	34
Manual workers	50	15	34	52	38
House persons	43	17	35	53	34
Unemployed	47	13	36	49	40
Retired	46	12	35	51	37
Students	60	13	35	51	35
Difficulties paying bills					
Most of the time	46	13	31	52	42
From time to time	48	17	33	53	37
Almost never/ Never	54	14	38	50	34
Consider belonging to					
The working class	44	13	33	52	40
The lower middle class	49	16	35	51	38
The middle class	55	15	37	51	34
The upper middle class	64	13	41	47	31
The upper class	63	14	48	40	29
Climate change					
Biggest problem	62	11	39	49	32
One of the problems	59	12	38	52	34
Not a problem	45	17	34	51	37
Perception of climate change					
Not a serious problem	28	26	30	51	37
A fairly serious problem	40	19	34	51	38
A very serious problem	57	12	37	51	35
Has taken action to fight climate change					
Yes	57	13	37	52	34
No	44	17	34	50	38

VI. EUROPEANS AND THEIR NATURAL ENVIRONMENT

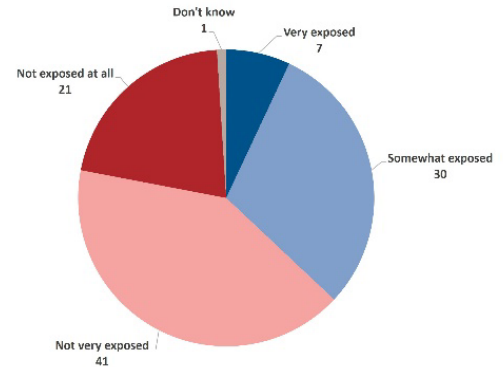


1. Europeans' exposure to environmental and climate risks and threats

Almost four in ten Europeans feel personally exposed to environmental and climate-related risks and threats

Respondents were asked: "how personally exposed they are to environmental and climate-related risks and threats (e.g. fires, floods, pollution, extreme weather conditions, etc.)?"⁴⁶ Almost four in ten (37%) say they are exposed, with 7% saying they are "very exposed". On the other hand, the majority (62%) say they are not exposed to these risks and threats, with just over one in five (21%) saying they are "not exposed at all".

QC14 How exposed are you personally to environmental and climate related risks, and threats (e.g. fires, floods, pollution, extreme weather conditions, etc.)?
(% - EU27)

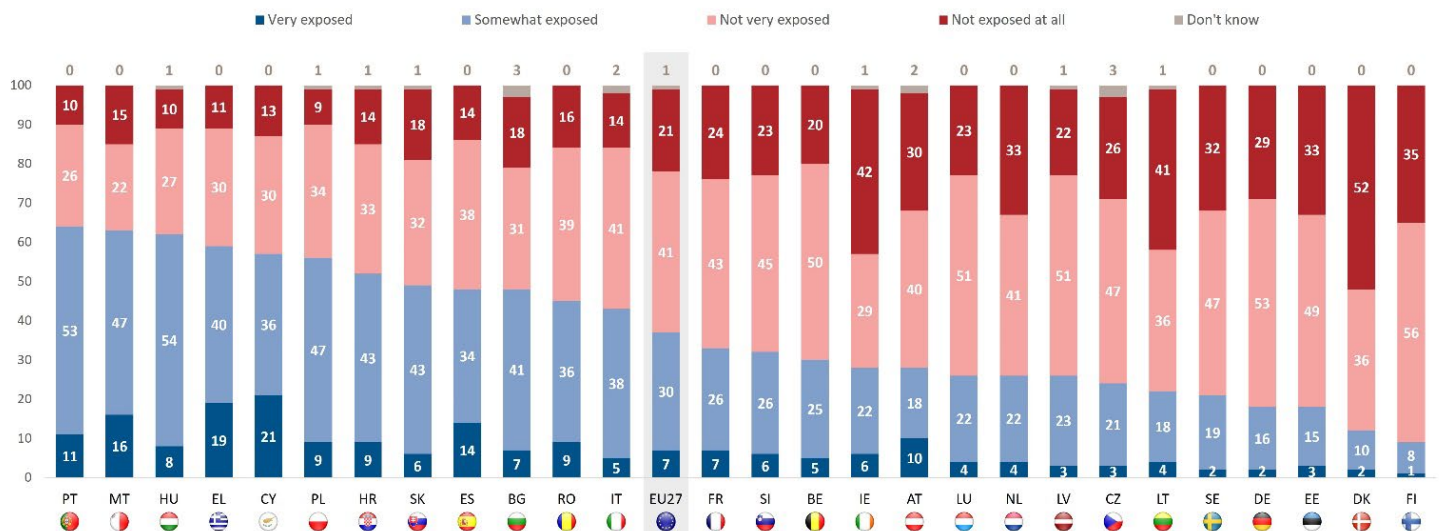


(May/June 2023)

The national analysis reveals considerable variation between Member States. In seven countries a majority of respondents say they are exposed to environmental- and climate related risks and threats: Portugal (64%), Malta (63%), Hungary (62%), Greece (59%), Cyprus (57%), Poland (56%) and Croatia (52%). In contrast, 9% in Finland, 12% in Denmark and 18% in Germany and Estonia feel personally exposed.

The proportion of respondents who feel "very exposed" is highest in Cyprus (21%), Greece (19%) and Malta (16%). In contrast, at least four in ten in Denmark (52%), Ireland (42%) and Lithuania (41%) say they do not feel exposed at all to these risks and threats.

QC14 How exposed are you personally to environmental and climate related risks, and threats (e.g. fires, floods, pollution, extreme weather conditions, etc.)?
(%)



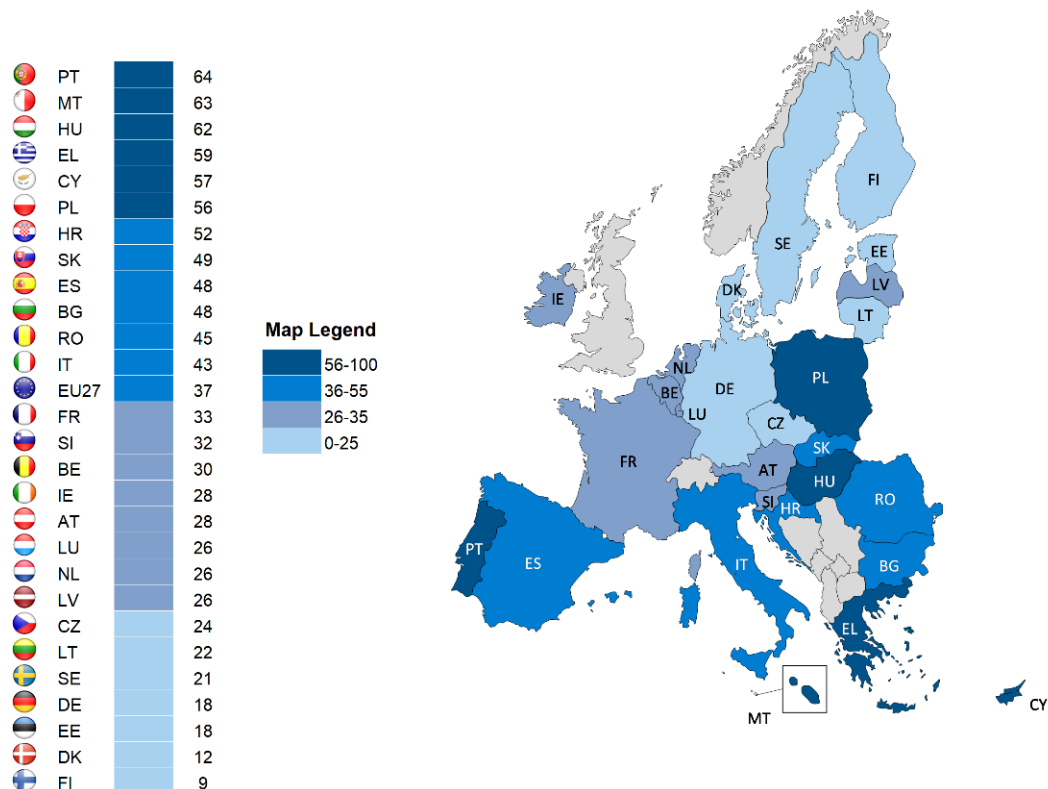
⁴⁶ QC14. How exposed are you personally to environmental and climate related risks, and threats (e.g. fires, floods, pollution, extreme weather conditions, etc.)?

Special Eurobarometer 538

Climate change

The map illustrates respondents in southern and eastern areas of the EU are more likely to feel exposed to these risks and threats than those living in northern and some central areas.

QC14 How exposed are you personally to environmental and climate related risks, and threats (e.g. fires, floods, pollution, extreme weather conditions, etc.)?
(% - Total 'Exposed')



Special Eurobarometer 538







Climate change

The **socio-demographic analysis** illustrates the following:

- Respondents aged 55+ (33%) are less likely than younger respondents to say they feel exposed to environmental and climate-related risks and threats.
- Other white-collar workers (43%), housepersons (42%) and the self-employed are the most likely to say they feel exposed, particularly compared to retired persons (31%).
- Respondents who never or almost never have difficulties paying bills (34%) are less likely to feel exposed than those who experience more difficulties.
- Respondents who consider themselves to be middle class or lower on the social ladder are more likely to feel exposed than those who place themselves higher. For example, 39% who consider themselves as part of the working class feel exposed, compared to 30% who consider they belong to the upper middle class.

The analysis also shows that the more serious a problem respondents consider climate change to be, the more likely they are to feel exposed: 38% who consider it a very serious problem feel this way, compared to respondents who consider climate change is not a serious problem (23%).

QC14 How exposed are you personally to environmental and climate related risks, and threats (e.g. fires, floods, pollution, extreme weather conditions, etc.)?
(% - EU)

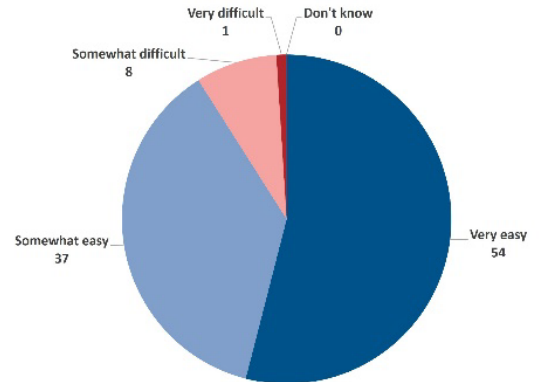
	Total 'Exposed'	Total 'Not exposed'	Don't know
EU27	37	62	1
 Gender			
Man	36	63	1
Woman	38	61	1
 Age			
15-24	39	60	1
25-39	38	61	1
40-54	38	61	1
55 +	33	66	1
 Education (End of)			
15-	37	62	1
16-19	37	62	1
20+	36	63	1
Still studying	35	64	1
 Socio-professional category			
Self-employed	40	58	2
Managers	35	65	0
Other white collars	43	56	1
Manual workers	37	62	1
House persons	42	56	2
Unemployed	37	62	1
Retired	31	68	1
Students	35	64	1
 Difficulties paying bills			
Most of the time	44	56	0
From time to time	42	57	1
Almost never/ Never	34	65	1
 Consider belonging to			
The working class	39	60	1
The lower middle class	37	62	1
The middle class	37	62	1
The upper middle class	30	70	0
The upper class	32	67	1
Perception of climate change			
Not a serious problem	23	77	0
A fairly serious problem	32	67	1
A very serious problem	38	61	1

2. Europeans' access to nature and green spaces

More than eight in ten Europeans say it is easy for them to access nature and green spaces

Respondents were asked how easy or difficult it is for them to access nature and green spaces.⁴⁷ The large majority (91%) say it is easy to do this, with 54% stating that it is "very easy". Almost one in ten (9%) say it is difficult for them to access nature and green spaces.

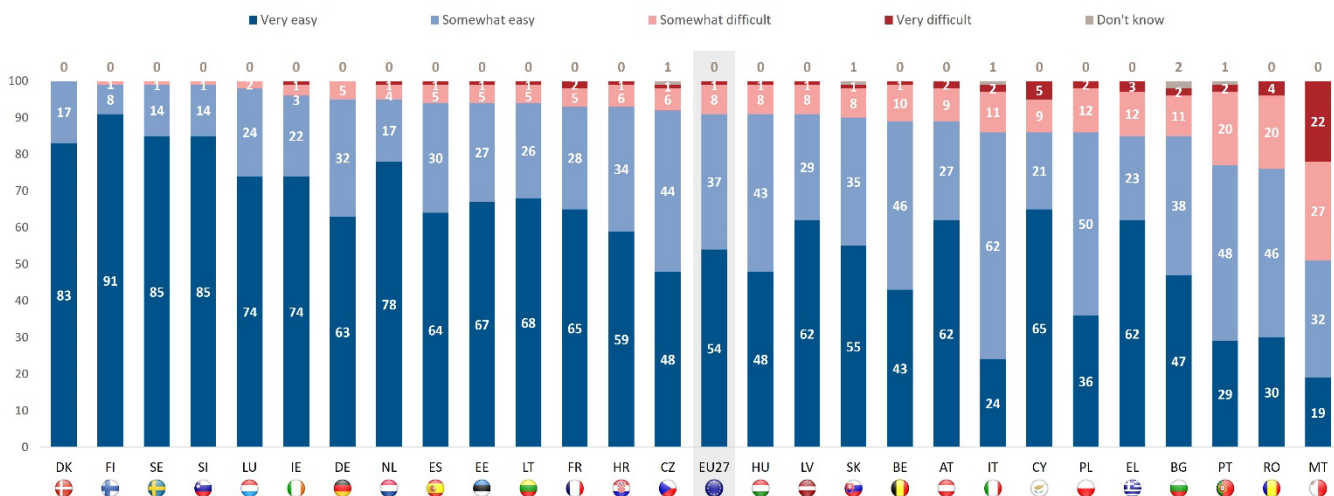
QC13 How easy or difficult is it for you to access nature and green spaces?
(% - EU27)



(May/June 2023)

In all but one country more than three quarters of respondents say it is easy for them to access nature and green spaces, and in 17 Member States at least nine in ten say this. All respondents in Denmark say this access is easy (100%), as do 99% in Slovenia, Finland and Sweden. At the other end of the scale 51% of respondents in Malta, 76% in Romania and 77% in Portugal say the same.

QC13 How easy or difficult is it for you to access nature and green spaces?
(%)



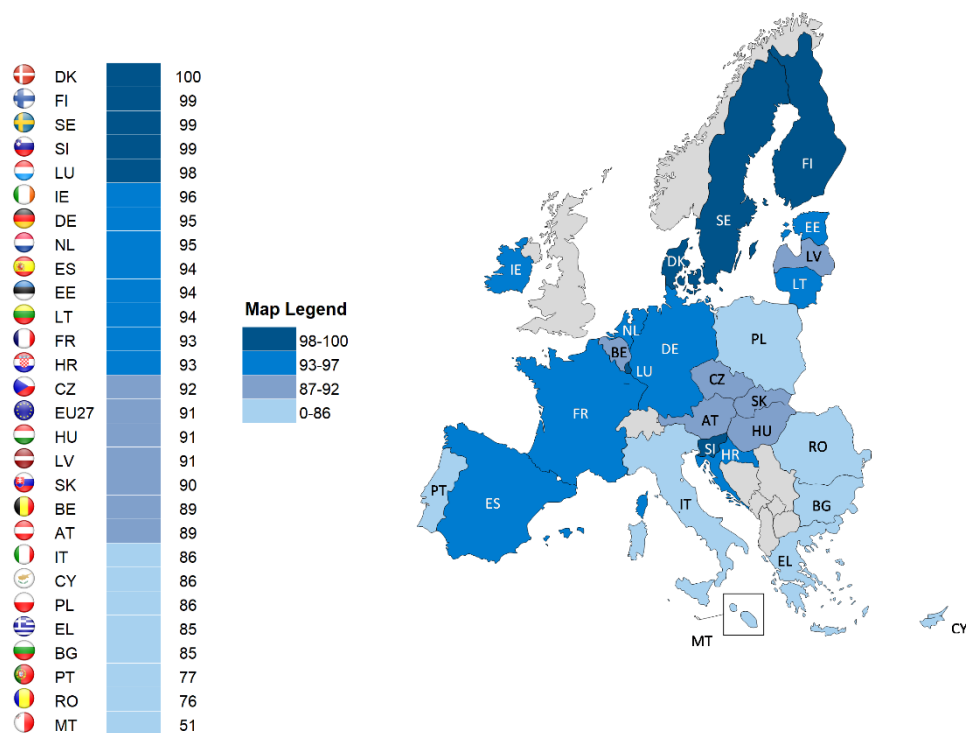
⁴⁷ QC13. How easy or difficult is it for you to access nature and green spaces?

Special Eurobarometer 538

Climate change

The map illustrates respondents that who find it easiest to access nature and green spaces are most likely to be found in northern and western areas of the EU.

QC13 How easy or difficult is it for you to access nature and green spaces?
(% - Total 'Easy')









Special Eurobarometer 538

Climate change

The **socio-demographic analysis** shows that more than eight in ten respondents in each group say they have easy access to nature and green spaces. As a result, there are few notable differences:

- Managers and students (both 93%) are the most likely to say access is easy, particularly compared to housepersons (84%).
- Respondents who never or almost never have difficulties paying bills are more likely to say access is easy than those who experience greater difficulties (94% vs 85%).

QC13 How easy or difficult is it for you to access nature and green spaces?
(% - EU)

	Total 'Easy'	Total 'Difficult'	Don't know
EU27	91	9	0
 Gender			
Man	92	8	0
Woman	90	10	0
 Age			
15-24	92	8	0
25-39	91	9	0
40-54	92	8	0
55 +	90	10	0
 Education (End of)			
15-	88	12	0
16-19	89	11	0
20+	93	7	0
Still studying	93	7	0
 Socio-professional category			
Self- employed	91	8	1
Managers	93	7	0
Other white collars	91	9	0
Manual workers	90	10	0
House persons	84	16	0
Unemployed	88	11	1
Retired	91	9	0
Students	93	7	0
 Difficulties paying bills			
Most of the time	85	15	0
From time to time	85	14	1
Almost never/ Never	94	6	0
 Consider belonging to			
The working class	91	9	0
The lower middle class	89	10	1
The middle class	91	9	0
The upper middle class	95	5	0
The upper class	93	7	0
Climate change			
Biggest problem	92	8	0
One of the problems	93	7	0
Not a problem	88	11	1

CONCLUSION



While Climate Change is still considered a very serious global issue, the results of this Eurobarometer show that Europeans' opinions on climate change have undergone some shift in the past two years. Climate change no longer ranks as the most serious problem facing the world. It now sits third behind poverty, hunger and lack of drinking water and armed conflicts. While poverty, hunger and lack of drinking water has historically ranked as the most serious problem facing the world, the significant increase in mentions of armed conflict may be attributed to the ongoing Russian invasion of Ukraine, which started in February 2022, in the period between the previous survey in 2021 and the current one.

However, Europeans do still consider climate change to be a serious problem in its own right. Almost eight in ten respondents think climate change is a serious problem, and this result has remained relatively stable since 2019. This is true for the majority across every EU Member State.

When it comes to tackling climate change, more than half think the European Union, national governments and business and industry are responsible for tackling climate change. Respondents are less likely to mention national governments and business and industry than they were in 2021, but more likely to mention them than they were in 2019.

At an individual level, just over one third think they are personally responsible for tackling climate change. In spite of this, almost two thirds say they have taken action in the past six months to fight climate change – a level that has remained relatively stable since 2019. This result does, however, mask considerable national variation – from more than eight in ten respondents in Luxembourg to just under three in ten in Romania.

Although the majority of Europeans are taking personal action to fight climate change, some common actions have become less widespread. Seven in ten Europeans are trying to reduce waste and regularly separate it for recycling, down by 5 percentage points compared to 2021 and 2019, while just over half are trying to cut down on the consumption of disposable items (53%, -6 pp compared to 2021 and -9 pp compared to 2019). In fact, the current results for these two actions are the lowest since 2013. Almost four in ten say that, when buying a new household appliance, lower energy consumption is an important factor in their choice, but this represents the second consecutive decline since 2019.

Europeans' attitudes to fighting climate change and the transition to clean energy have remained relatively stable since 2021. More than eight in ten respondents agree that tackling climate change and environmental issues should be a priority to improve public health. Three quarters agree that taking action on climate change will lead to innovation that will make EU companies more competitive, while just over six in ten agree that adapting to the adverse impacts of climate change can benefit citizens in the EU.

When it comes to energy, almost eight in ten agree that more public financial support should be given to the transition to clean energies even if it means subsidies to fossil fuels should be reduced, while seven in ten agree reducing fossil fuel imports from outside the EU could increase energy security and benefit the EU economically. On the economic front, almost three quarters agree

that the cost of damage caused by climate change is much higher than the cost of the investment needed for a green transition.

Turning to government actions to fight climate change, over two thirds of Europeans think their national government is not doing enough to tackle climate change, although this represents an eight percentage point decline since 2021. With the exception of Finland, a majority in each country thinks their national government is not doing enough.

There is strong support for renewable energy targets and improved energy efficiency. Almost nine in ten think it is important that the EU sets ambitious targets to increase the amount of renewable energy used by 2030, and this result has remained stable since 2021. More than seven in ten in each Member State think it is important the EU sets ambitious targets in this area. Almost nine in ten think it is important that their national government sets ambitious targets to increase the amount of renewable energy used by 2030. However, although this is only a one point decline since 2021, the current result is the lowest ever level of support.

As well as large majorities being in favour of ambitious renewable energy targets, more than eight in ten respondents think it is important that the European Union takes action to improve energy efficiency by 2030. More than eight in ten also think it is important for their national government to take action to improve energy efficiency by 2030. Although this is a substantial majority, it does represent the lowest ever level of support, two points below the previous low of March-April 2021 and six points lower than the highs of 2013-2015.

A climate-neutral Europe has strong support across all Member States. Almost nine in ten respondents agree greenhouse gas emissions should be reduced to a minimum while offsetting the remaining emissions to make the EU economy climate neutral by 2050, a two-point decline since 2021 and a four-point decline since 2019, with at least seven in ten in each Member State also agreeing.

Respondents were asked to consider energy price spikes and restrictions on gas supply due to the actions of Russia, and say how they thought the EU and Member States should respond in terms of green energy policy. Almost six in ten think the use of renewable energy sources should be accelerated, energy efficiency increased, and the transition to a green economy sped up. One quarter think the pace of transition should be maintained, while just over one in ten think that more fossil fuels should be used during the energy crisis and the transition to the green economy slowed down.

Europeans' preferred measures to relieve the economic pressure caused by the energy crisis are to accelerate the roll-out of renewable energy sources in the EU, and to take economic measures to limit the price of energy bills for households such as taxing energy companies' profits and imposing energy price caps.

Considering broader environmental issues, just over nine in ten Europeans say it is easy for them to access nature and green spaces, and with the exception of Malta more than three quarters in each country agree. Almost four in ten Europeans feel personally exposed to environmental and climate-related risks and threats but this masks considerable national variation. Almost two thirds

feel this way in Portugal, compared to just under one in ten in Finland.

An overview of the socio-demographic results reveals some patterns. Respondents aged 15-24, those who completed education aged 20 or older, those who rarely or never have difficulties paying bills and those who consider they are part of a higher category in the social ladder are consistently among the most likely to think climate change is a serious problem. These groups are also more likely to support actions and policies that address the issue and are more likely to think more needs to be done. Perceptions of climate change are also influential. Those who think climate change is the most or one of the most serious problems facing the world and those who think climate change is a very serious problem in its own right are more likely to support actions and policies that address climate change and its impacts.

Technical Specifications

Between 10 May and 05 June 2023, Kantar Public on behalf of Kantar Belgium carried out the wave 99.3 of the Eurobarometer survey, on request of the European Commission, Directorate-General for Communication, "Media monitoring and Eurobarometer" Unit.

Wave 99.3 covers the population of the respective nationalities of the European Union Member States, resident in each of the 27 Member States and aged 15 years and over.

The basic sample design applied in all countries is a stratified multi-stage, random (probability) one. In each country, the sample frame is first stratified by NUTS regions and within each region by a measure of urbanity (DEGURBA). The number of sample points selected in each strata reflects the stratum population 15+. At the second stage sampling points were drawn with probability proportional to their 0+ population size from within each stratum.

The samples thus represent the whole territory of the countries surveyed according to the EUROSTAT NUTS II (or equivalent) and according to the distribution of the resident population of the respective nationalities in terms of metropolitan, urban and rural areas⁴⁸.

In each of the selected sampling points, a starting coordinate was drawn at random and a reverse geo-coding tool used to identify the closest address to the coordinate. This address was the starting address for the random walk. Further addresses (every Nth address) were selected by standard "random route" procedures, from the initial address. In each household, the respondent was drawn, at random. The approach to the random selection was conditional on the household size. By way of example for households with two 15+ members the script was used to select either the informant (person responding to the screener questionnaire) or the other eligible member in the household. For households with three 15+ members the script was used to select either the informant (1/3 of the time) or the two other eligible members in the household (2/3 of the time). Where the two other members were selected, the interviewer was then told to either ask for the youngest or oldest. The script would randomly assign the selection to youngest or oldest with equal probability. This process continues for four 15+ household members – randomly asking for the youngest, 2nd youngest and oldest. For households with five 15+ members we revert to the last birthday rule.

If no contact was made with anyone in the household, or if the respondent selected was not available (busy), the interviewer revisited the same household up to three additional times (four contact attempts in total). Interviewers never indicate that the survey is conducted on behalf of the European Commission beforehand; they may give this information once the survey is completed, upon request.

The recruitment phase was slightly different in the Netherlands, Finland, and Sweden. In the two latter countries, a sample of addresses within each sampling point were selected from the address or population register (in Finland, selection is not done in all sample points, but in some where response rates are expected to improve). The selection of addresses was done in a random manner. Households were then contacted by telephone and recruited to take part in the survey. In the Netherlands, a dual frame RDD sample (mobile and landline numbers) are used as there is no comprehensive population register with telephone numbers available. The selection of numbers on both frames is done in a random manner with each number getting an equal probability of selection. Unlike Sweden and Finland, the sample is un-clustered.

⁴⁸ Urban Rural classification based on DEGURBA
(<https://ec.europa.eu/eurostat/web/degree-of-urbanisation/background>)

Special Eurobarometer 538
Climate change

	COUNTRIES	INSTITUTES	N° INTERVIEWS	FIELDWORK DATES		POPULATION 15+	PROPORTION EU27
BE	Belgium	MCM Belgium	1,038	10/05/2023	29/05/2023	9,619,330	2.53%
BG	Bulgaria	Kantar TNS BBSS	1,017	11/05/2023	30/05/2023	5,917,534	1.56%
CZ	Czechia	STEM/MARK	1,011	11/05/2023	02/06/2023	8,982,036	2.36%
DK	Denmark	Mantle Denmark (Kantar Public)	1,001	11/05/2023	30/05/2023	4,891,261	1.29%
DE	Germany	Mantle Germany (Kantar Public)	1,507	11/05/2023	31/05/2023	71,677,231	18.87%
EE	Estonia	Norstat Eesti	1,005	11/05/2023	31/05/2023	1,111,597	0.29%
IE	Ireland	B and A Research	1,006	11/05/2023	30/05/2023	4,005,909	1.05%
EL	Greece	Kantar Greece	1,007	11/05/2023	29/05/2023	9,167,896	2.41%
ES	Spain	Mantle Spain (Kantar Public)	1,015	11/05/2023	28/05/2023	40,639,381	10.70%
FR	France	MCM France	1,003	11/05/2023	25/05/2023	55,700,114	14.66%
HR	Croatia	Hendal	1,014	11/05/2023	30/05/2023	3,461,468	0.91%
IT	Italy	Testpoint Italia	1,024	10/05/2023	23/05/2023	51,599,668	13.58%
CY	Rep. Of Cyprus	CYMAR Market Research	504	11/05/2023	25/05/2023	752,304	0.20%
LV	Latvia	Kantar TNS Latvia	1,022	10/05/2023	23/05/2023	1,590,245	0.42%
LT	Lithuania	Norstat LT	1,009	11/05/2023	28/05/2023	2,373,312	0.62%
LU	Luxembourg	TNS Ilres	507	11/05/2023	24/05/2023	533,335	0.14%
HU	Hungary	Kantar Hoffmann	1,029	11/05/2023	26/05/2023	8,313,539	2.19%
MT	Malta	MISCO International	504	11/05/2023	29/05/2023	446,788	0.12%
NL	Netherlands	Kantar Netherlands	1,020	10/05/2023	29/05/2023	14,763,684	3.89%
AT	Austria	Das Österreichische Gallup Ins.	1,002	11/05/2023	29/05/2023	7,647,176	2.01%
PL	Poland	Research Collective	1,026	11/05/2023	28/05/2023	31,982,941	8.42%
PT	Portugal	Intercampus SA	1,000	15/05/2023	31/05/2023	8,915,624	2.35%
RO	Romania	CSOP SRL	1,065	11/05/2023	29/05/2023	16,174,719	4.26%
SI	Slovenia	Mediana DOO	1,001	11/05/2023	05/06/2023	1,791,246	0.47%
SK	Slovakia	MNFORCE	1,003	11/05/2023	26/05/2023	4,591,487	1.21%
FI	Finland	Taloustutkimus Oy	1,001	11/05/2023	02/06/2023	4,672,932	1.23%
SE	Sweden	Mantle Sweden (Kantar Public)	1,017	11/05/2023	30/05/2023	8,541,497	2.25%
TOTAL EU27			26,358	10/05/2023	05/06/2023	379,864,254	100%

* It should be noted that the total percentage shown in this table may exceed 100% due to rounding.

Special Eurobarometer 538

Climate change

Interviewing mode per country

Interviews were conducted through face-to-face interviews, either physically in people's homes or through remote video interaction in the appropriate national language. Interviews with remote video interaction ("online face-to-face" or CAVI, Computer Assisted Video Interviewing, were conducted only in Czechia, Denmark, Malta and Finland).

	COUNTRIES	N° OF CAPI INTERVIEWS	N° OF CAVI INTERVIEWS	TOTAL N° INTERVIEWS
BE	Belgium	1,038		1,038
BG	Bulgaria	1,017		1,017
CZ	Czechia	794	217	1,011
DK	Denmark	810	191	1,001
DE	Germany	1,507		1,507
EE	Estonia	1,005		1,005
IE	Ireland	1,006		1,006
EL	Greece	1,007		1,007
ES	Spain	1,015		1,015
FR	France	1,003		1,003
HR	Croatia	1,014		1,014
IT	Italy	1,024		1,024
CY	Rep. Of Cyprus	504		504
LV	Latvia	1,022		1,022
LT	Lithuania	1,009		1,009
LU	Luxembourg	507		507
HU	Hungary	1,029		1,029
MT	Malta	348	156	504
NL	Netherlands	1,020		1,020
AT	Austria	1,002		1,002
PL	Poland	1,026		1,026
PT	Portugal	1,000		1,000
RO	Romania	1,065		1,065
SI	Slovenia	1,001		1,001
SK	Slovakia	1,003		1,003
FI	Finland	992	9	1,001
SE	Sweden	1,017		1,017
TOTAL EU27		25,785	573	26,358

CAPI : Computer-Assisted Personal interviewing

CAVI : Computer-Assisted Video interviewing

For reference, the methodology used in 2021 has been added. Due to the COVID-19 pandemic, in a number of countries the interviews were conducted through Computer Assisted Web Interviewing (CAWI). The countries where the methodology differs completely compared to 2023 are Belgium, Czechia, Denmark, Estonia, Ireland, Latvia, Lithuania, Luxemburg, Portugal, Finland, Sweden. The countries where the methodology differs partially compared to 2023 are Greece, Malta, the Netherlands, Slovenia and Slovakia.

	COUNTRIES	N° OF CAPI INTERVIEWS	N° OF CAWI INTERVIEWS	TOTAL N° INTERVIEWS
BE	Belgium		1.034	1.034
BG	Bulgaria	1.033		1.033
CZ	Czechia		1.044	1.044
DK	Denmark		1.048	1.048
DE	Germany	1.505		1.505
EE	Estonia		1.019	1.019
IE	Ireland		1.026	1.026
EL	Greece	532	480	1.012
ES	Spain	1.016		1.016
FR	France	1.018		1.018
HR	Croatia	1.027		1.027
IT	Italy	1.032		1.032
CY	Rep. Of Cyprus	504		504
LV	Latvia		1.009	1.009
LT	Lithuania		1.024	1.024
LU	Luxembourg		513	513
HU	Hungary	1.046		1.046
MT	Malta	329	191	520
NL	Netherlands	725	279	1.004
AT	Austria	1.025		1.025
PL	Poland	1.039		1.039
PT	Portugal		1.035	1.035
RO	Romania	1.045		1.045
SI	Slovenia	508	518	1.026
SK	Slovakia	710	293	1.003
FI	Finland		1.017	1.017
SE	Sweden		1045	1.045
TOTAL EU27		14.094	12.575	26.669

CAPI : Computer-Assisted Personal interviewing

CAWI : Computer-Assisted Web interviewing

Response rates

For each country a comparison between the responding sample and the universe (i.e. the overall population in the country) is carried out. Weights are used to match the responding sample to the universe on gender by age, region and degree of urbanisation. For European estimates (i.e. EU average), an adjustment is made to the individual country weights, weighting them up or down to reflect their 15+ population as a proportion of the EU 15+ population.

The response rates are calculated by dividing the total number of complete interviews with the number of all the addresses visited, apart from ones that are not eligible but including those where eligibility is unknown. For wave 99.2 of the EUROBAROMETER survey, the response rates for the EU27 countries, calculated by Kantar Public, are:

	COUNTRIES	RESPONSE RATES
BE	Belgium	55.5%
BG	Bulgaria	43.4%
CZ	Czechia	52.5%
DK	Denmark	39.3%
DE	Germany	23.7%
EE	Estonia	51.6%
IE	Ireland	46.8%
EL	Greece	30.1%
ES	Spain	36.9%
FR	France	37.2%
HR	Croatia	42.6%
IT	Italy	25.7%
CY	Rep. Of Cyprus	52.4%
LV	Latvia	42.6%
LT	Lithuania	44.7%
LU	Luxembourg	32.2%
HU	Hungary	62.1%
MT	Malta	79.8%
NL	Netherlands	66.1%
AT	Austria	41.6%
PL	Poland	53.4%
PT	Portugal	46.1%
RO	Romania	56.3%
SI	Slovenia	43.9%
SK	Slovakia	54.7%
FI	Finland	27.9%
SE	Sweden	64.7%

Special Eurobarometer 538

Climate change

Margins of error

Readers are reminded that survey results are estimations, the accuracy of which, everything being equal, rests upon the sample size and upon the observed percentage. With samples of about 1,000 interviews, the real percentages vary within the following confidence limits:

Statistical Margins due to the sampling process

(at the 95% level of confidence)

various sample sizes are in rows

various observed results are in columns

	5%	10%	15%	20%	25%	30%	35%	40%	45%	50%	
	95%	90%	85%	80%	75%	70%	65%	60%	55%	50%	
N=50	6,0	8,3	9,9	11,1	12,0	12,7	13,2	13,6	13,8	13,9	N=50
N=500	1,9	2,6	3,1	3,5	3,8	4,0	4,2	4,3	4,4	4,4	N=500
N=1000	1,4	1,9	2,2	2,5	2,7	2,8	3,0	3,0	3,1	3,1	N=1000
N=1500	1,1	1,5	1,8	2,0	2,2	2,3	2,4	2,5	2,5	2,5	N=1500
N=2000	1,0	1,3	1,6	1,8	1,9	2,0	2,1	2,1	2,2	2,2	N=2000
N=3000	0,8	1,1	1,3	1,4	1,5	1,6	1,7	1,8	1,8	1,8	N=3000
N=4000	0,7	0,9	1,1	1,2	1,3	1,4	1,5	1,5	1,5	1,5	N=4000
N=5000	0,6	0,8	1,0	1,1	1,2	1,3	1,3	1,4	1,4	1,4	N=5000
N=6000	0,6	0,8	0,9	1,0	1,1	1,2	1,2	1,2	1,3	1,3	N=6000
N=7000	0,5	0,7	0,8	0,9	1,0	1,1	1,1	1,1	1,2	1,2	N=7000
N=7500	0,5	0,7	0,8	0,9	1,0	1,0	1,1	1,1	1,1	1,1	N=7500
N=8000	0,5	0,7	0,8	0,9	0,9	1,0	1,0	1,1	1,1	1,1	N=8000
N=9000	0,5	0,6	0,7	0,8	0,9	0,9	1,0	1,0	1,0	1,0	N=9000
N=10000	0,4	0,6	0,7	0,8	0,8	0,9	0,9	1,0	1,0	1,0	N=10000
N=11000	0,4	0,6	0,7	0,7	0,8	0,9	0,9	0,9	0,9	0,9	N=11000
N=12000	0,4	0,5	0,6	0,7	0,8	0,8	0,9	0,9	0,9	0,9	N=12000
N=13000	0,4	0,5	0,6	0,7	0,7	0,8	0,8	0,8	0,9	0,9	N=13000
N=14000	0,4	0,5	0,6	0,7	0,7	0,8	0,8	0,8	0,8	0,8	N=14000
N=15000	0,3	0,5	0,6	0,6	0,7	0,7	0,8	0,8	0,8	0,8	N=15000
	5%	10%	15%	20%	25%	30%	35%	40%	45%	50%	
	95%	90%	85%	80%	75%	70%	65%	60%	55%	50%	

Questionnaire

Q1a Which of the following do you consider to be the single most serious problem facing the world as a whole?

(SHOW SCREEN – READ OUT – ROTATE – ONE ANSWER ONLY)

Q1b Which others do you consider to be serious problems?

(SHOW SCREEN – READ OUT – ROTATE – MAX. 3 ANSWERS)

	Q1a	Q1b
	Most serious problem	Other serious problems
Climate change	1	1,
International terrorism	2	2,
Poverty, hunger and lack of drinking water	3	3,
Spread of infectious diseases	4	4,
The economic situation	5	5,
Health problems due to pollution (N)	6	6,
Proliferation of nuclear weapons	7	7,
Armed conflicts	8	8,
The increasing global population	9	9
Deterioration of nature (N)	10	10
Deterioration of democracy and rule of law (N)	11	11
Other (SPONTANEOUS)	12	12
None (SPONTANEOUS)	13	13
DK	14	14

1 QU EB95.1 QB1a&b

Special Eurobarometer 538
Climate change

Q2 **And how serious a problem do you think climate change is at this moment? Please use a scale from 1 to 10, with '1' meaning it is "not at all a serious problem" and '10' meaning it is "an extremely serious problem".**

(SHOW SCREEN – ONE ANSWER ONLY)

1 Not at all a serious problem 10 An extremely serious problem										DK
1	2	3	4	5	6	7	8	9	10	11

1 QU EB95.1 QB2

Q3 **In your opinion, who within the EU is responsible for tackling climate change?**

(SHOW SCREEN – READ OUT – ROTATE – MULTIPLE ANSWERS POSSIBLE)

National governments	1,
The European Union	2,
Regional and local authorities	3,
Business and industry	4,
You personally	5,
Environmental groups	6,
Other (SPONTANEOUS)	7,
All of them (SPONTANEOUS)	8,
None (SPONTANEOUS)	9,
DK	10

1 QU EB95.1 QB3

Special Eurobarometer 538
Climate change

Q4 To what extent do you agree or disagree with each of the following statements?

(SHOW SCREEN WITH SCALE – READ OUT – ROTATE – ONE ANSWER PER LINE)

		Totally agree	Tend to agree	Tend to disagree	Totally disagree	DK
1	Tackling climate change and environmental issues should be a priority to improve public health(N)	1	2	3	4	5
2	The costs of the damages due to climate change are much higher than the costs of the investments needed for a green transition (N)	1	2	3	4	5
3	Reducing fossil fuel imports from outside the EU can increase energy security and benefit the EU economically	1	2	3	4	5
4	Taking action on climate change will lead to innovation that will make EU companies more competitive	1	2	3	4	5
5	More public financial support should be given to the transition to clean energies even if it means subsidies to fossil fuels should be reduced	1	2	3	4	5
6	Adapting to the adverse impacts of climate change can have benefit for citizens in the EU (M)	1	2	3	4	5

3 QU EB95.1 QB4 (item 6 is modified)

Q5 Have you personally taken any action to fight climate change over the past six months?

(ONE ANSWER ONLY)

Yes	1
No	2
DK	3

1 QU EB95.1 QB5

Special Eurobarometer 538
Climate change

Q6 Which of the following actions, if any, apply to you?

(SHOW SCREEN – READ OUT – ROTATE – MULTIPLE ANSWERS POSSIBLE)

You have bought a new car and its low fuel consumption was an important factor in your choice	1,
You have bought an electric car	2,
You regularly use environmentally-friendly alternatives to your private car such as walking, cycling, taking public transport or car-sharing	3,
You have insulated your home better to reduce your energy consumption	4,
You have bought a low-energy home	5,
When buying a new household appliance e.g. washing machine, fridge or TV, lower energy consumption is an important factor in your choice	6,
You have switched to an energy supplier which offers a greater share of energy from renewable sources than your previous one	7,
You have installed equipment in your home to control and reduce your energy consumption (e.g. smart meter)	8,
You have installed solar panels in your home	9,
You consider the carbon footprint of your food purchases and sometimes adapt your shopping accordingly	10,
You consider the carbon footprint of your transport when planning your holiday and other longer distance travel and sometimes adapt your plans accordingly	11,
You buy and eat less meat	12,
You buy and eat more organic food	13,
You try to reduce your waste and you regularly separate it for recycling	14,
You try to cut down on your consumption of disposable items whenever possible, e.g. plastic bags from the supermarket, excess packaging	15,
Other (SPONTANEOUS)	16,
None (SPONTANEOUS)	17
DK	18
EB95.1 QB6	

1 QU

Special Eurobarometer 538
Climate change

Q7 Do you think that the (NATIONALITY) government is doing enough, not enough or too much to tackle climate change?

(ONE ANSWER ONLY)

Enough	1
Not enough	2
Too much	3
DK	4

1 QU

EB95.1 QB7

READ OUT: Now let's look ahead to the future.

Q8 How important do you think it is that the following authorities take action and increase the amount of renewable energy used, such as wind or solar power, by 2030? (M)

(READ OUT – ONE ANSWER PER LINE)

		Very important	Fairly important	Not very important	Not at all important	DK
1	The (NATIONALITY) government	1	2	3	4	5
2	The European Union	1	2	3	4	5

1QU

EB95.1 QB8 MODIFIED

Q9 How important do you think it is that the following authorities take action to improve energy efficiency by 2030 (e.g. by encouraging people to insulate their home, install solar panels or buy electric cars)? (M)

(READ OUT – ONE ANSWER PER LINE)

		Very important	Fairly important	Not very important	Not at all important	DK
1	The (NATIONALITY) government	1	2	3	4	5
2	The European Union	1	2	3	4	5

1QU

EB95.1 QB9

Special Eurobarometer 538
Climate change

Q10 To what extent do you agree or disagree with the following statement:
We should reduce greenhouse gas emissions to a minimum while offsetting the remaining emissions, for instance by increasing forested areas, to make the EU economy climate-neutral by 2050.

(READ OUT – ONE ANSWER ONLY)

Totally agree	1
Tend to agree	2
Tend to disagree	3
Totally disagree	4
DK	5

1 QU

EB91.3 Q9

Read: The Russian invasion of Ukraine has had a global impact on gas and food supplies, energy markets, inflation, and the cost of living. Some countries have had to go back to using coal and oil to generate energy.

Q11 With energy price spikes and restrictions on gas supply due to the actions of Russia, how should the EU and its Member States respond in terms of green energy policy?

(READ OUT – ONE ANSWER ONLY)

We should accelerate the use of renewable energy sources, increase energy efficiency, and speed up the transition to a green economy	1
We should maintain the same pace of transition to a green economy	2
We should return to using more fossil fuels during the energy crisis and slow down the transition to the green economy	3
DK	4

1 QU

NEW

Special Eurobarometer 538
Climate change

Q12a In which of the following ways should the EU and the Member State governments respond to relieve the economic pressure caused by the energy crisis? Firstly?

(SHOW SCREEN – READ OUT – ROTATE – ONE ANSWER ONLY)

Q12b And then?

(SHOW SCREEN – READ OUT – ROTATE – ONE ANSWER ONLY)

	Q12a	Q12b
	Firstly?	And then?
Accelerate the roll-out of renewable energy sources in EU to bring the cost of energy down and become more energy independent	1	1,
Diversify the supply of fossil fuels imports into EU	2	2,
Invest more in energy efficiency measures (e.g. improved insulation)	3	3,
Take economic measures to limit the price of energy bills for households such as tax energy companies' profits and impose energy price caps)	4	4,
Give direct financial support to the most economically vulnerable members of society	5	5,
Other (SPONTANEOUS)	6	6,
DK	7	7,

1 QU

NEW

Q13 How easy or difficult is it for you to access nature and green spaces?

(READ OUT – ONE ANSWER ONLY)

Very easy	1
Somewhat easy	2
Somewhat difficult	3
Very difficult	4
DK	5

1 QU

NEW

Q14 How exposed are you personally to environmental and climate related risks, and threats (e.g. fires, floods, pollution, extreme weather conditions, etc)?

(READ OUT – ONE ANSWER ONLY)

Very exposed	1
Somewhat exposed	2
Not very exposed	3
Not exposed at all	4
DK	5

1 QU

NEW

