

# EUROPEAN PARLIAMENT EURO BAROMETER

**EU CITIZENS' SUPPORT FOR UKRAINE**

**RESULTS FROM THE PARLEMETER 2022 (98.1 | EB042)**

AUTUMN 2022 – PE 740311

## EU citizens stand with Ukraine – 74% approve the EU's support

74% of EU citizens approve of the European Union's support for Ukraine following Russia's invasion, according to the survey conducted between 12 October and 7 November 2022. In all EU Member States, a majority of citizens approve of the EU's support, with highest support levels shown in Sweden (97%), Finland (95%), the Netherlands (93%), Portugal (92%), and Denmark (92%). Ten months into the war in Ukraine, support for the concrete measures taken by the EU – such as sanctions against the Russian government or financial, military or humanitarian support to Ukraine – continues to be equally high at 73%.

## Steadfast commitment to the values the EU is built upon

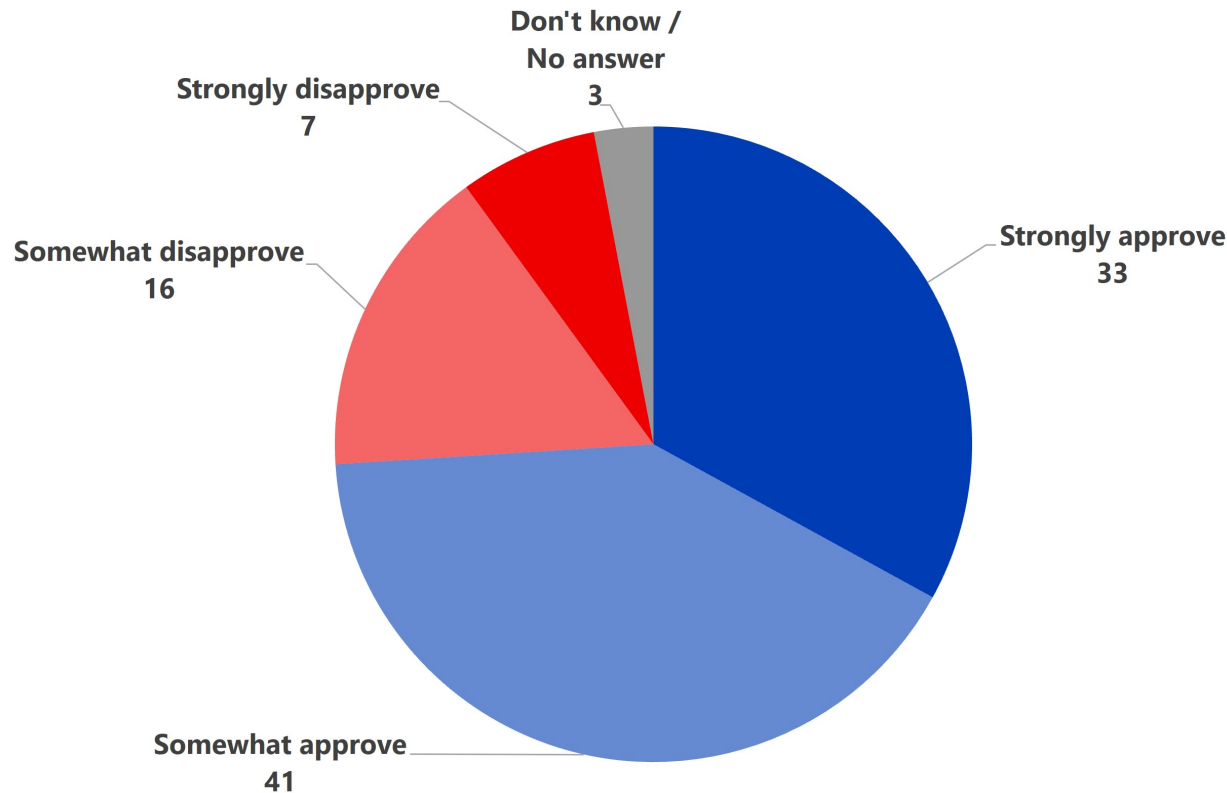
Parliament's latest Eurobarometer survey confirms European citizens' steadfast commitment not only to supporting Ukraine, but moreover to the values the European Union is built upon. Asked which values the European Parliament should defend as a matter of priority, democracy (36%) is mentioned most frequently, followed by the protection of human rights in the EU and worldwide (29%) and freedom of speech and thought (28%). Citizens want to see these founding values of the EU protected and defended in the EU and abroad. These very same values are defended on a daily basis by Ukrainians since the unprovoked and unjustified invasion of Ukraine by Russian troops.

## Impact of the war is felt – but citizens see the value of being part of the EU

The impact of the Russian war in Ukraine is felt clearly by European citizens. Because of the war and its consequences, close to two thirds of EU citizens believe that their life will change (65%), +4pp compared to April/May 2022. At the same time, citizens see the real value of being part of the European Union, with 72% of Europeans saying that their country has benefited from being a member of the EU. Asked why their country has benefited, respondents most often refer to the EU's contribution to maintaining peace and strengthening security (36%, +6pp as compared to Nov/Dec 2021). The biggest increases are observed in Latvia (+16 pp), Lithuania (+15 pp), Estonia (+12 pp), the Netherlands (+13 pp), Malta (+11 pp) and Poland (+11 pp) - indicating the effect the Russian war against Ukraine might have had.

## Close to three quarters of Europeans (74%) approve of the EU's support for Ukraine. One out of three respondents say they 'strongly approve'.

**QA13 Overall, do you approve or disapprove of the European Union's support for Ukraine following Russia's invasion of Ukraine?**  
(% - EU27)

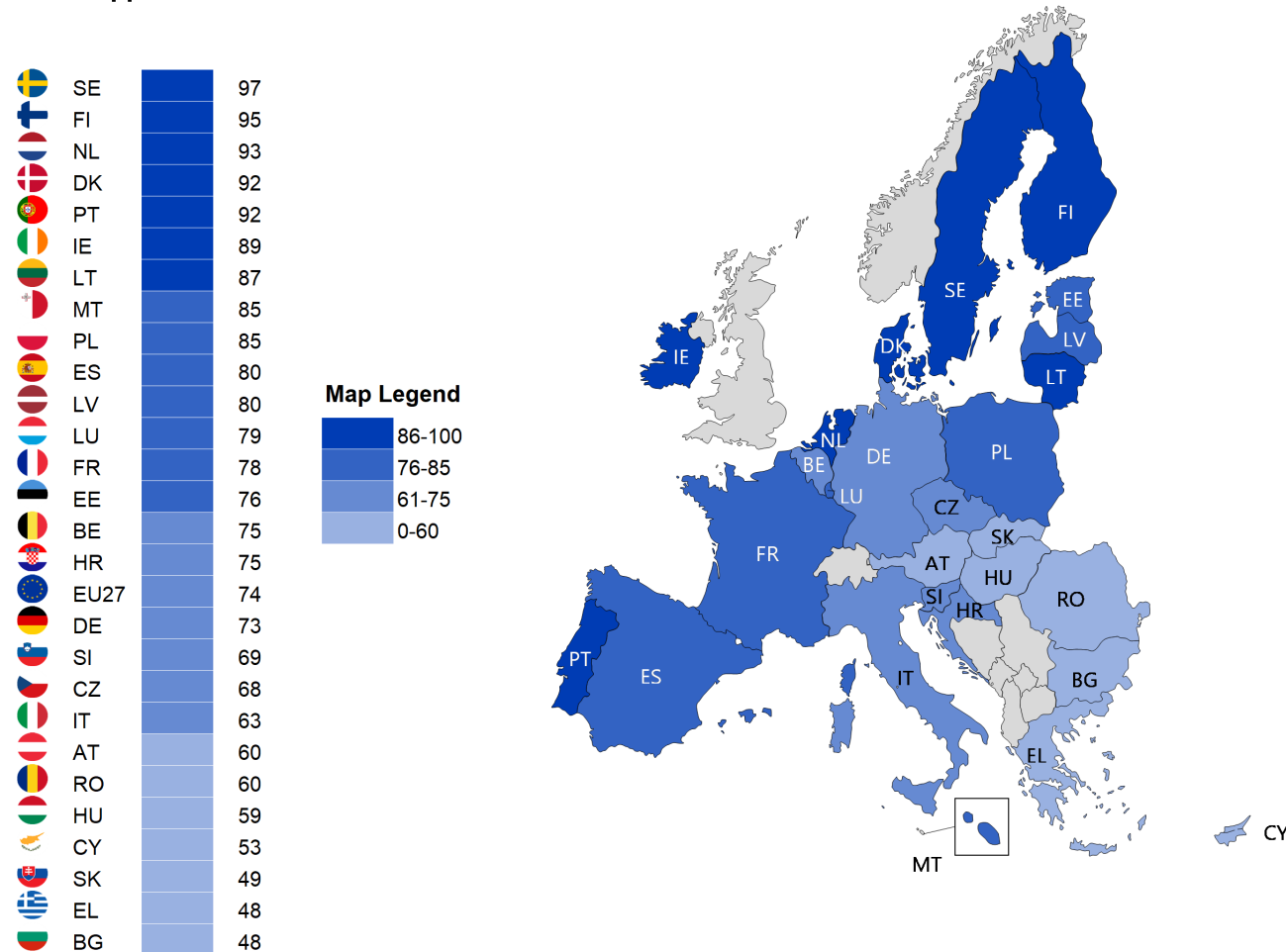


European citizens remain resilient in their support to Ukraine. 74% approve of the EU's support to Ukraine following Russia's invasion, including one out of three who 'strongly approve'.

# In 24 Member States more than half of the population approve the EU's support for Ukraine

**QA13 Overall, do you approve or disapprove of the European Union's support for Ukraine following Russia's invasion of Ukraine?**

(% - Total 'Approve')



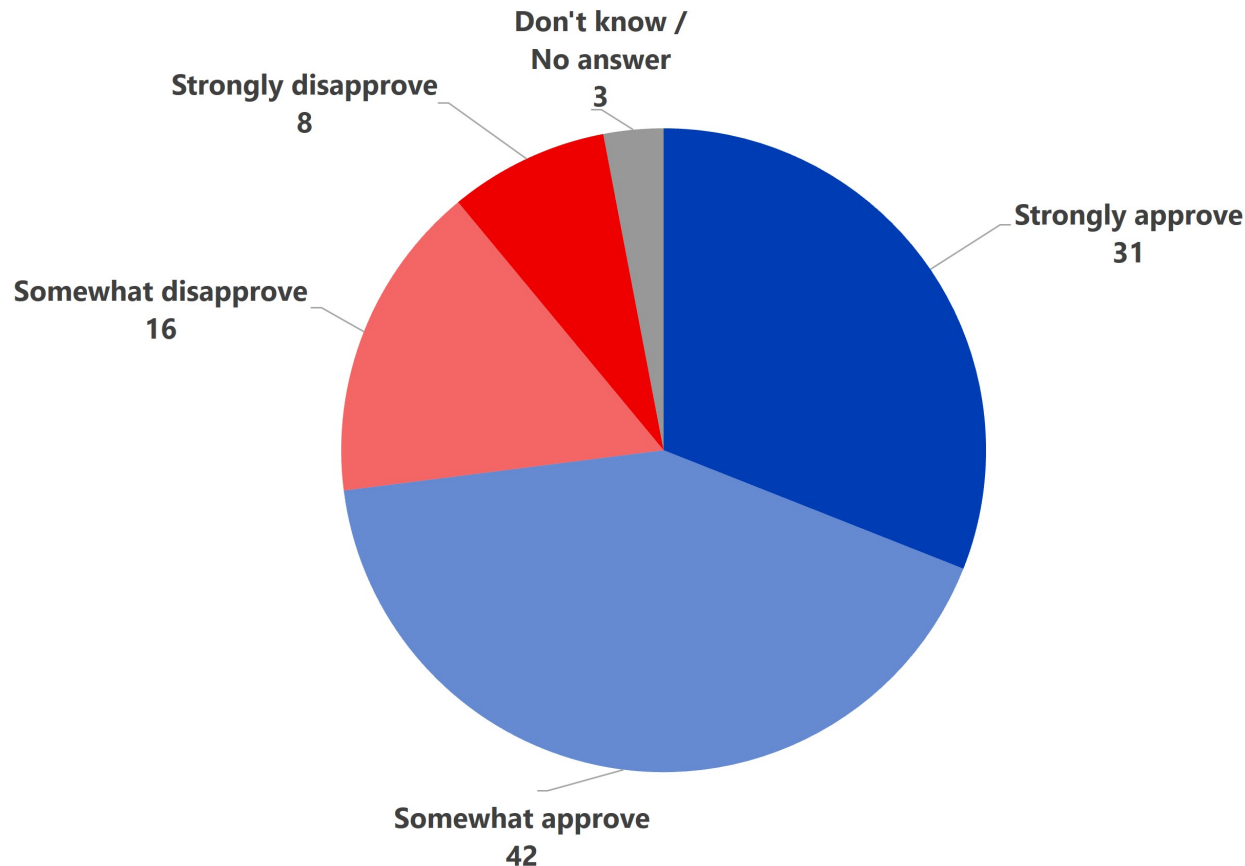
In all Member States, the share of people approving the EU's support is higher than those expressing disapproval, with the highest levels in Sweden (97%), Finland (95%), the Netherlands (93%), Portugal (92%), and Denmark (92%).



## Nearly three quarters of EU citizens (73%) approve of the EU's specific actions to support Ukraine

**QA14** Let's now think in more detail about the different actions taken by the European Union to support Ukraine since the start of the war, such as sanctions against the Russian government or financial, military or humanitarian support: do you approve or disapprove of these actions?

(% - EU27)



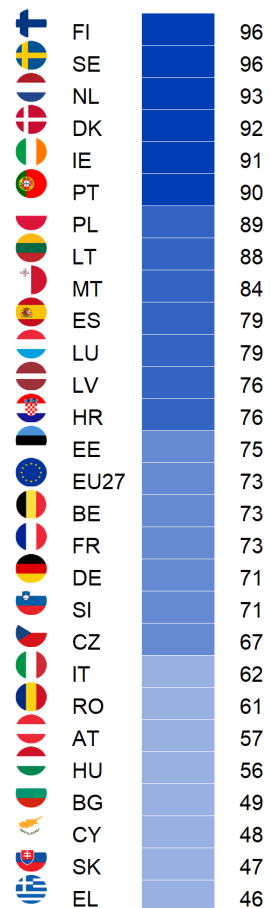
Support for the different actions taken by the EU to support Ukraine is very high among Europeans, with 73% approval – of which 31% is strong approval.

The continually resilient backing of European citizens also of the concrete actions taken, such as sanctions against Putin's government as well as financial, military and humanitarian support to Ukraine, is another key survey insight of this latest EP Eurobarometer survey.

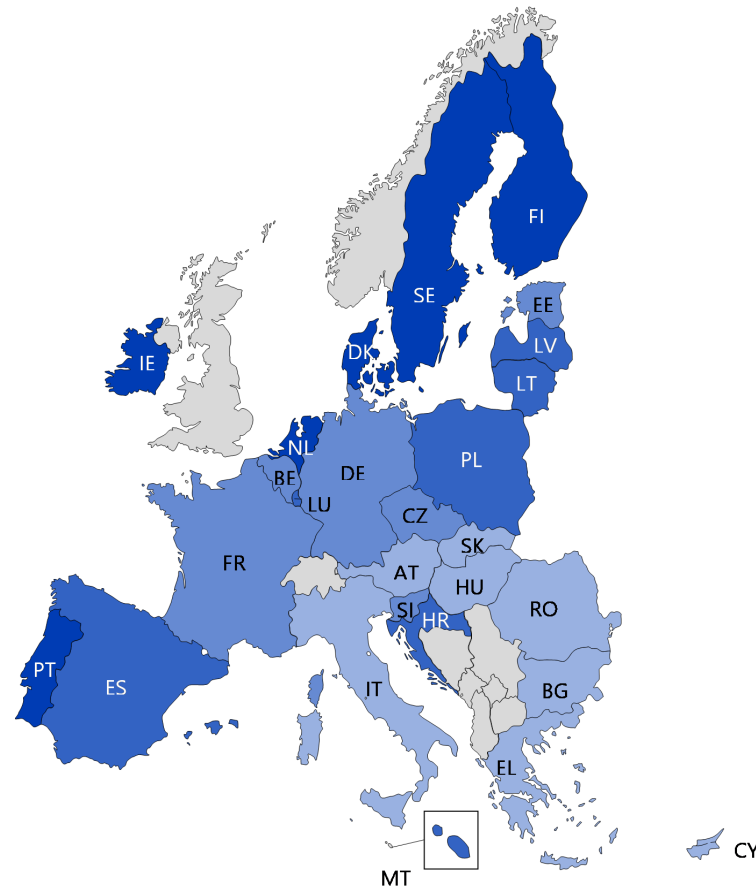
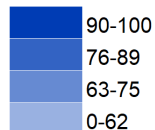
(Oct/Nov 2022)

## Approval of the concrete support actions exceeds 90% in six EU Member States ...

**QA14** Let's now think in more detail about the different actions taken by the European Union to support Ukraine since the start of the war, such as sanctions against the Russian government or financial, military or humanitarian support: do you approve or disapprove of these actions?  
(% - Total 'Approve')



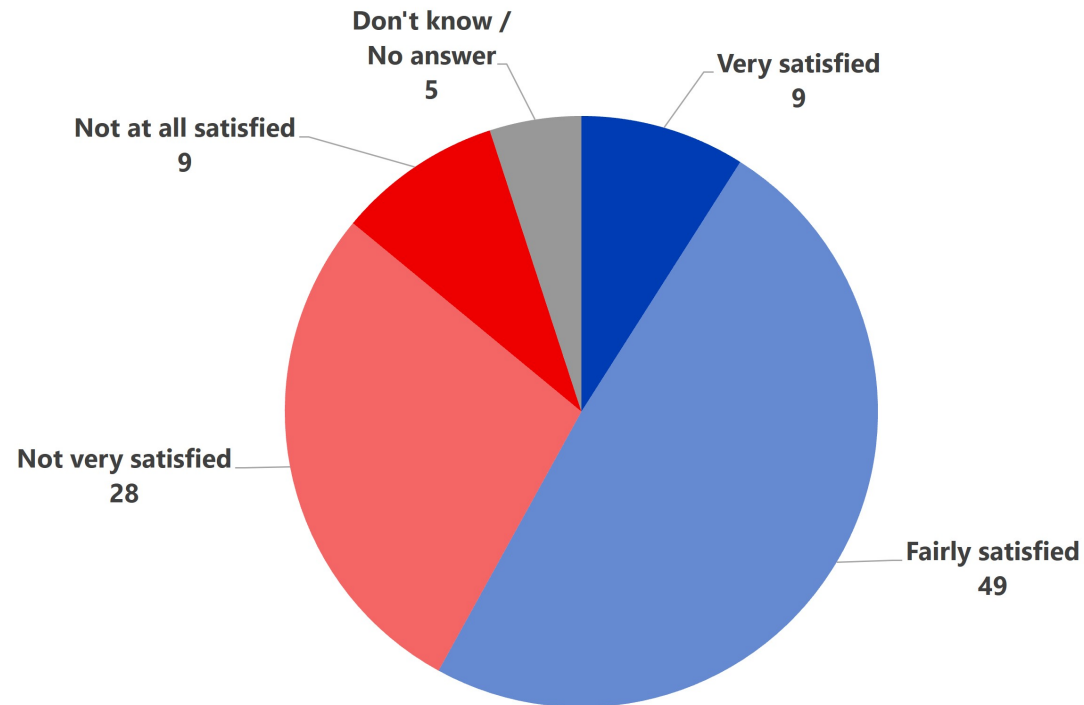
Map Legend



... such as Finland (96%), Sweden (96%), the Netherlands (93%), Denmark (92%) and Ireland (91%).

## More than half of EU citizens (58%) are satisfied with the cooperation between Member States in addressing the consequences of the war in Ukraine

**QA15 How satisfied or not are you with the cooperation between EU Member States in addressing the consequences of the war in Ukraine?**  
(% - EU27)

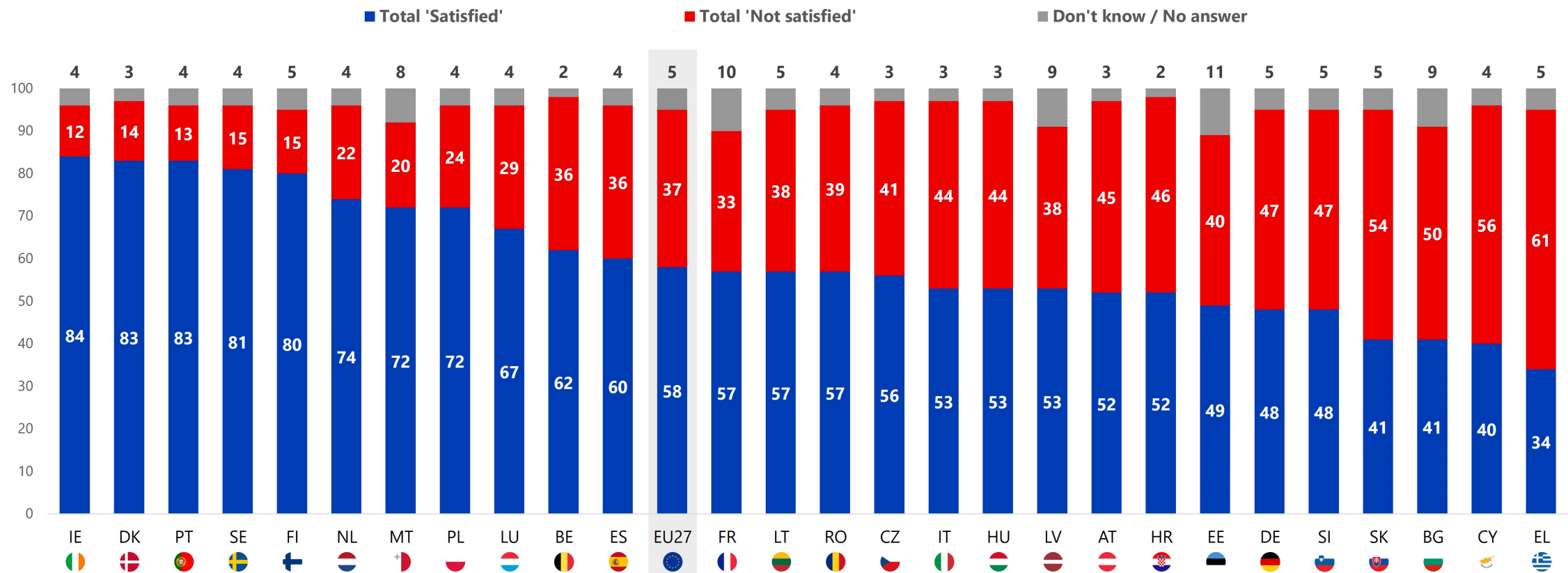


Member State efforts to coordinate responses to the consequences of the invasion are largely appreciated. 58% of EU citizens are satisfied with cooperation levels among countries, while 37% are not.

Approval is particularly high in Ireland (84%), Portugal (83%), Denmark (83%), Sweden (81%) and Finland (80%). Greeks (34%), Cypriots (40%) and Slovaks (41%) are among the least satisfied.

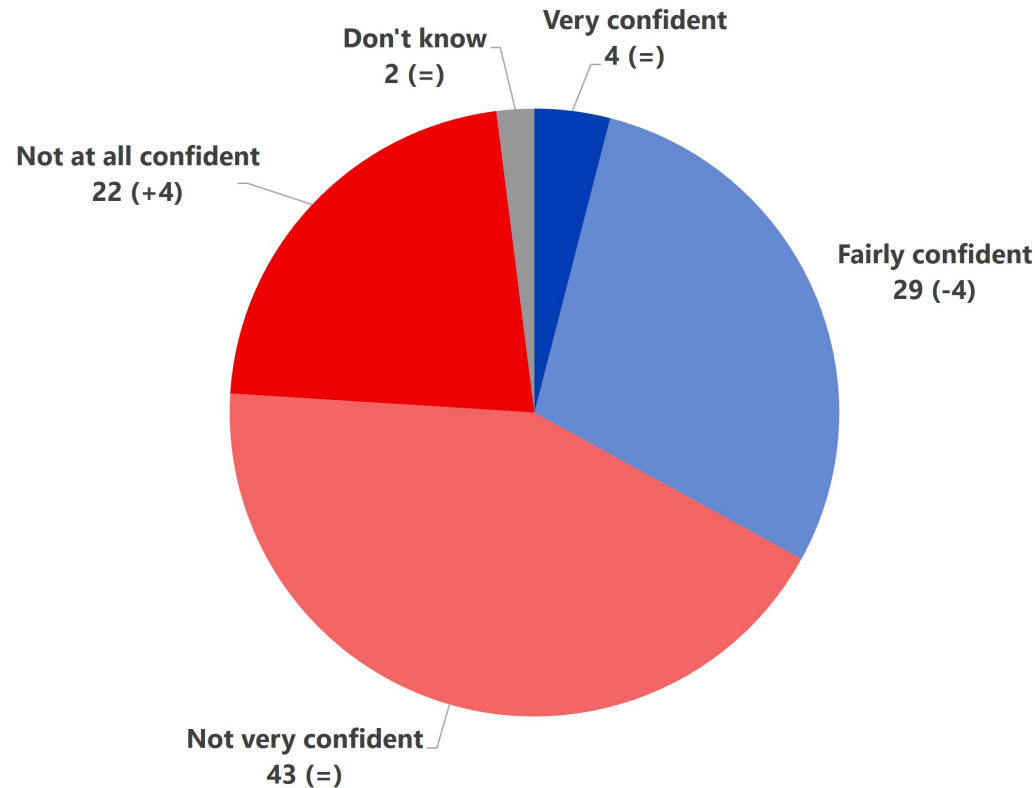
## Despite large variations, a majority of citizens in 23 EU Member States are satisfied with this cooperation

**QA15** How satisfied or not are you with the cooperation between EU Member States in addressing the consequences of the war in Ukraine?  
(%)



## When thinking about the war in Ukraine and its potential consequences, close to two-thirds of EU citizens (65%) are not confident that their lives will continue unchanged

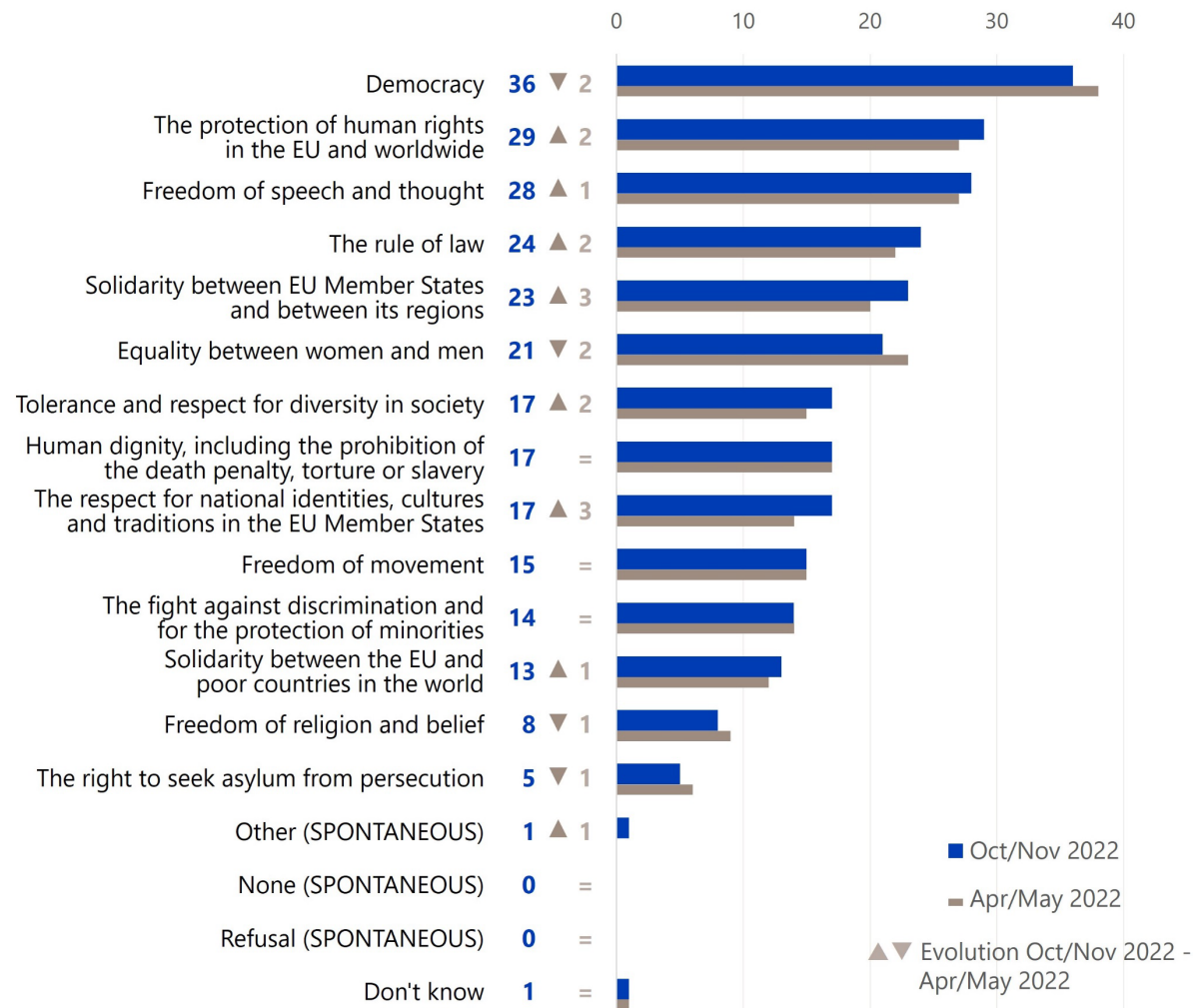
**QA12 Thinking about the war in Ukraine and its potential consequences on your life, how confident do you feel that your life will continue unchanged?**  
(% - EU27)



The impact of the Russian war in Ukraine is felt clearly by European citizens. Because of the war and its consequences, close to two thirds of EU citizens believe that their life will change (65%), +4pp compared to April/May 2022.

# Democracy remains the top value that citizens consider should be defended as a priority by the EP, along with the protection of human rights and freedom of speech

**QA5ab In your opinion, which of the following values should the European Parliament defend as a matter of priority? Firstly? And then? (MAX. 3 ANSWERS)**  
(% - EU27)



When it comes to the values Europeans want the EP to defend, democracy (36%, -2 pp since “Spring 2022”), the protection of human rights in the EU and worldwide (29%, +2 pp) and freedom of speech and thought (28%, +1 pp) make up the top three at the EU level. These values have been consistently mentioned most since autumn 2021, underlining the strong message citizens are sending regarding their expectations of the EP.

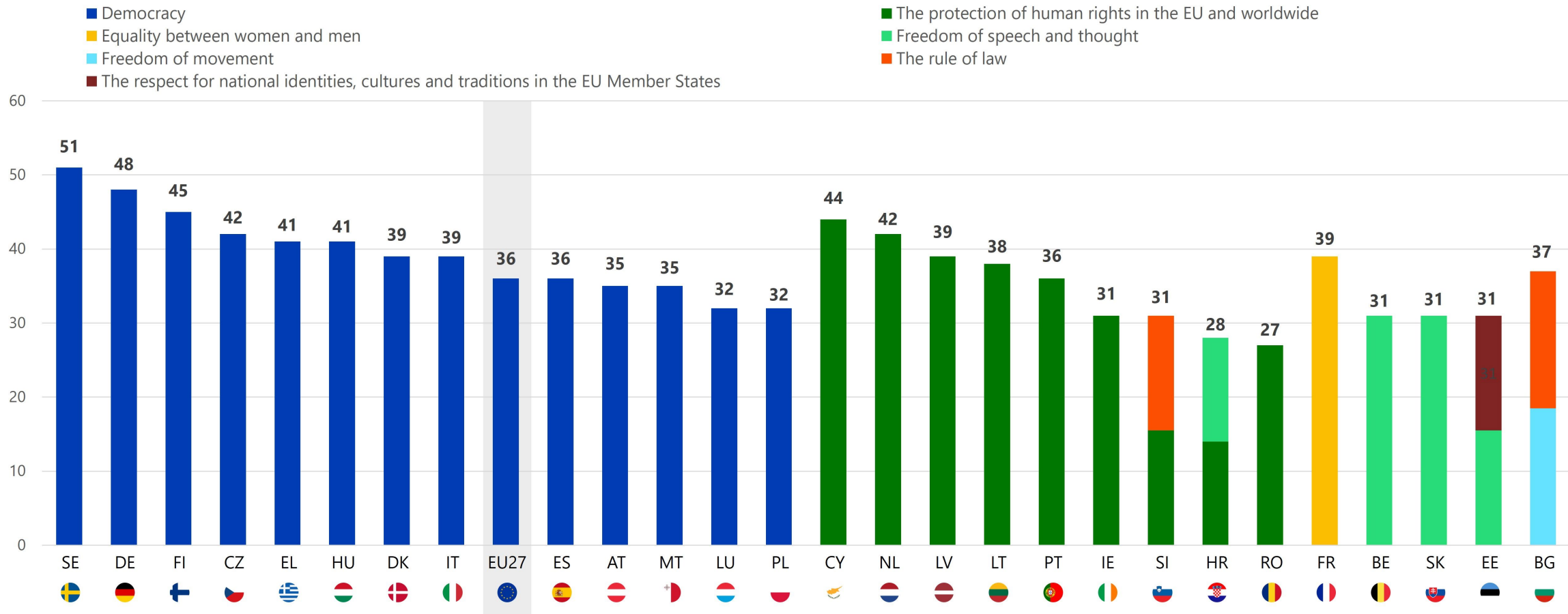
Another value which has been increasingly mentioned over time is solidarity between EU Member States and regions.



## Democracy comes top as priority value in thirteen EU Member States.

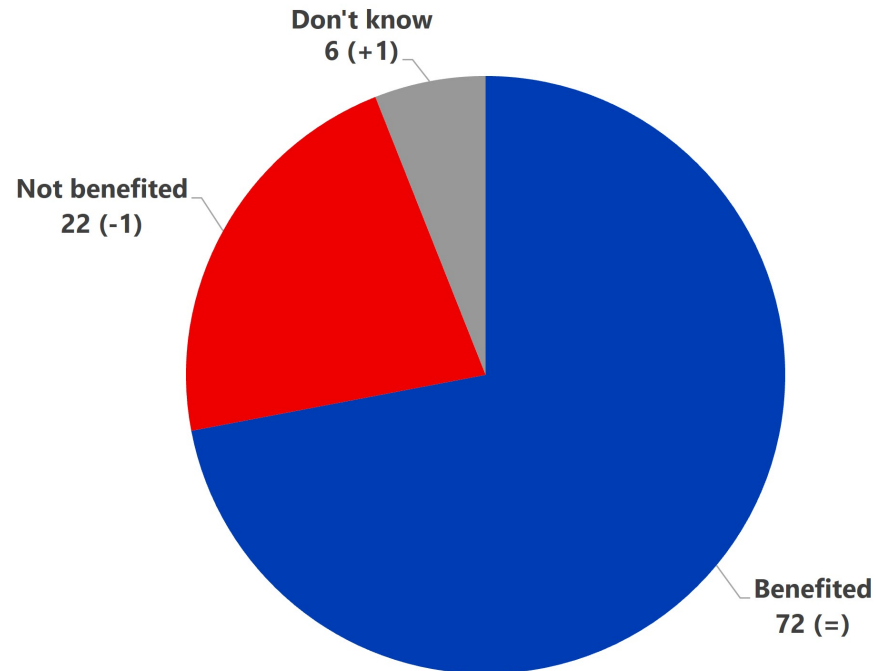
### The protection of human rights comes first or joint first in nine Member States.

**QA5ab. In your opinion, which of the following values should the European Parliament defend as a matter of priority? Firstly? And then? (MAX 3 ANSWERS)**  
 (% - The most mentioned answer by country)



## More than 7 in 10 consider that their country has benefited from being a member of the EU

**QA9** Taking everything into account, would you say that (OUR COUNTRY) has on balance benefited or not from being a member of the EU?  
(% - EU27)



(Oct/Nov 2022 – Nov/Dec 2021)

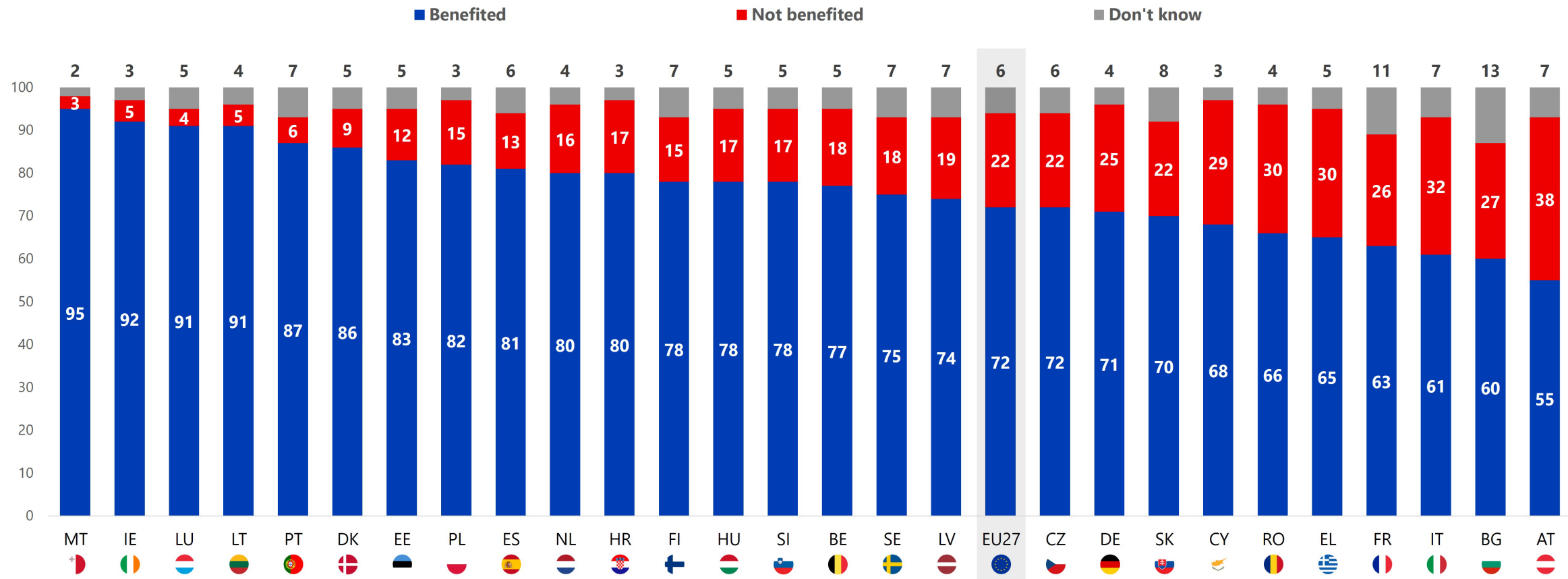
Citizens see the real value of being part of the European Union, with 72% of Europeans saying that their country has benefited from being a member of the EU. Results for this particular indicator have not changed over the past year, i.e. since Autumn 2021, demonstrating the overall stable and strong support for the European Union among European citizens.

This is also the majority view in all Member States, with proportions exceeding 90% in Malta (95%), Ireland (92%), Lithuania (91%) and Luxembourg (91%). This result has remained relatively stable in most countries, with the most significant increases observed in Malta (+6 pp), Finland (+6 pp) and Sweden (+4 pp).

## A majority of citizens in all EU countries believe their country has benefitted from the EU.

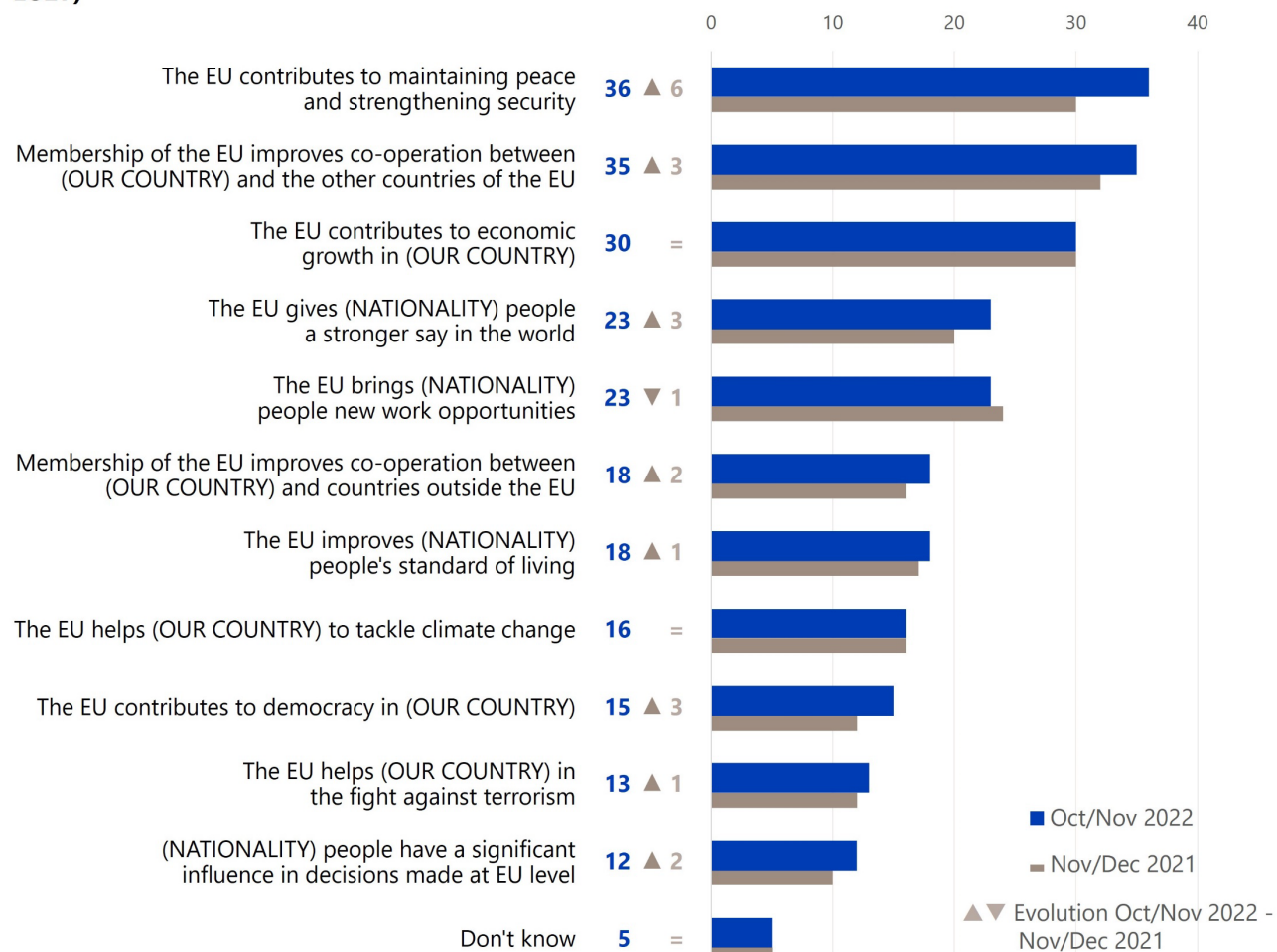
Variations run from 95% in Malta to 55% in Austria.

QA9 Taking everything into account, would you say that (OUR COUNTRY) has on balance benefitted or not from being a member of the EU?  
(%)









## With a significant rise compared to a year ago, the EU's contribution to maintaining peace and security is seen overall as main reason for benefit.

**QA10ab** Regardless of whether you think (OUR COUNTRY) has benefited or not from being a member of the EU, which of the following are the main reasons why people think (OUR COUNTRY) has benefited from being a member of the EU? Firstly? And then? (MAX. 3 ANSWERS)  
(% - EU27)



Another significant piece of insight given the current context is that respondents give the EU's contribution to maintaining peace and strengthening security (36%) as the main reason why their country has benefited from EU membership. Results for this indicator have increased by 6 points since October/November 2021, the largest observed among the items asked in this question. The largest increases are in Latvia (+16 pp), Lithuania (+15 pp), Estonia (+12 pp), the Netherlands (+13 pp), Malta (+11 pp) and Poland (+11 pp). This indicates the effect the Russian war against Ukraine may be having.

# METHODOLOGY

 Coverage	 Fieldwork dates	 Data collection method	 Interviews completed	 Population	 EU total
27 EU Member States	12/10 – 07/11	Face-to-face (CAVI in Czechia and Denmark)	26.431	15+ years old	Data weighted according to the size of the population of each country

## Public Opinion Monitoring Unit | DG COMM

✉ [public.opinion.monitoring@ep.europa.eu](mailto:public.opinion.monitoring@ep.europa.eu)

🐦 [@EP\\_trends](https://twitter.com/EP_trends)

🌐 [Eurobarometer | EU](#) · [Eurobarometer | At your service \(EP\)](#)





Survey requested by the European Parliament, Public Opinion Monitoring Unit.

This document does not represent the point of view of the European Parliament. The interpretations and opinions contained in it are solely those of the authors.

PE 740.311