



Flash Eurobarometer 506

EU's response to the war in Ukraine

Summary



Fieldwork:

April 2022

Publication:

May 2022

Survey requested and coordinated by the European Commission,
Directorate-General for Communication

This document does not represent the point of view of the European Commission. The interpretations and opinions contained in it are solely those of the authors.

Flash Eurobarometer 506 – Ipsos European Public Affairs



Flash Eurobarometer 506

Summary

EU's response to the war in Ukraine

April 2022

Survey conducted by Ipsos European Public Affairs at the request of the European Commission,
Directorate-General for Communication

Survey coordinated by the European Commission, Directorate-General for Communication
(DG COMM "Media Monitoring and Eurobarometer" Unit)

Project title	Flash Eurobarometer 506 EU's response to the war in Ukraine – April 2022 Summary report
Linguistic version	EN
Catalogue number	NA-07-22-258-EN-N
ISBN	978-92-76-52338-3 10.2775/4444

© European Union, 2022

<https://europa.eu/eurobarometer>

Table of contents

Introduction	1
Section 1. General attitudes towards the war in Ukraine	2
Section 2. Opinions on the response of public authorities	6
Section 3. Willingness to cut down on energy consumption	10
Section 4. Trust in sources of information about the war	11

Introduction

On 24 February 2022, the Russian armed forces launched a large-scale invasion of Ukraine. As a result of this unprovoked and unjustified aggression, substantial areas of the Ukrainian territory became areas of war. The European Commission supports Ukraine¹ with emergency assistance and is closely cooperating with Ukraine's neighbouring countries to support them in providing protection for people fleeing the invasion. In addition, the European Union has adopted a comprehensive package of sanctions against Russia and the European Commission has proposed the 'REPowerEU' action plan, aimed at making Europe independent from Russian fossil fuels well before 2030.²

A Flash Eurobarometer survey was commissioned by the European Commission's Directorate-General for Communication, with the aim to obtain input from citizens in the European Union (EU) regarding their attitudes on the EU's response to the war in Ukraine. The survey explores the following topics:

- General attitudes to the war in Ukraine, including awareness and concern about the war, as well as sentiments towards Ukraine and Russia;
- Opinions on the response of public authorities, including general satisfaction with the response of authorities and citizens, opinions on the EU response in general and specific EU measures, and support for EU measures aimed at securing energy supply and mitigating rising energy prices;
- Europeans' willingness to cut down on their energy consumption via different actions; and
- Trust in sources of information about the war in Ukraine, such as European authorities, national authorities, NGOs, journalists and social media.

On behalf of the European Commission, Directorate-General for Communication, Ipsos European Public Affairs interviewed a representative sample of EU citizens, aged 15 and over, in each of the 27 Member States of the EU. Between 13 April and 20 April 2022, 26 066 interviews were conducted via computer-assisted web interviewing (CAWI), using Ipsos online panels and their partner network. Survey data presented in this report are weighted to known population proportions. The EU27 averages are weighted according to the size of the 15+ population of each country.

In this report, countries are referred to by their official abbreviation. The abbreviations correspond to:

BE		Belgium	FR		France	NL		Netherlands
BG		Bulgaria	HR		Croatia	AT		Austria
CZ		Czechia	IT		Italy	PL		Poland
DK		Denmark	CY		Rep. of Cyprus	PT		Portugal
DE		Germany	LV		Latvia	RO		Romania
EE		Estonia	LT		Lithuania	SI		Slovenia
IE		Ireland	LU		Luxembourg	SK		Slovakia
EL		Greece	HU		Hungary	FI		Finland
ES		Spain	MT		Malta	SE		Sweden

¹ https://ec.europa.eu/info/strategy/priorities-2019-2024/stronger-europe-world/eu-solidarity-ukraine_en

² <https://ec.europa.eu/commission/presscorner/api/files/attachment/871871/Factsheet%20-%20REPowerEU.pdf.pdf>

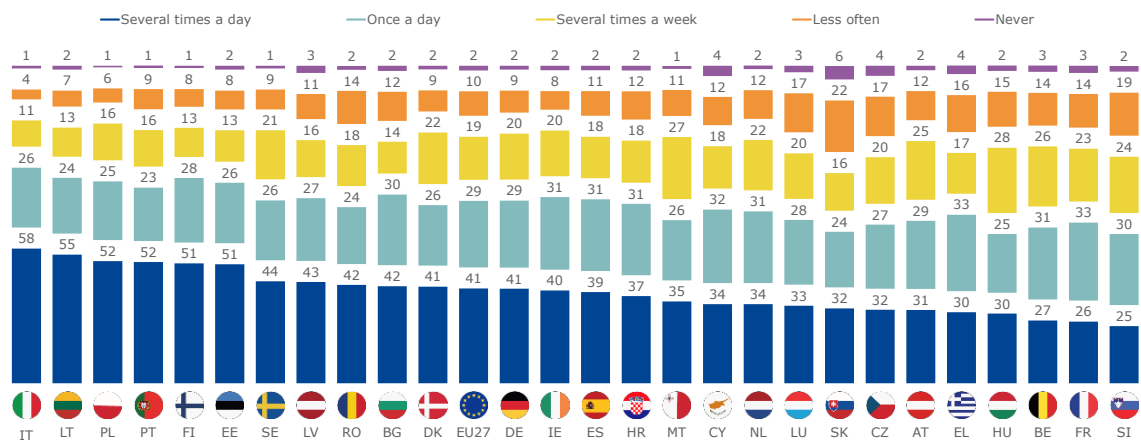
Section 1. General attitudes towards the war in Ukraine

Interest in the war in Ukraine

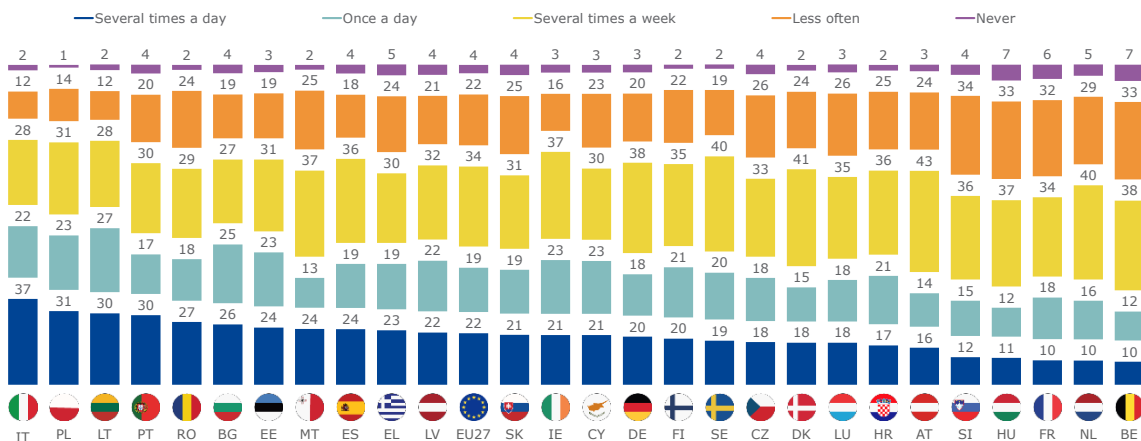
The results of the survey show that EU citizens tend to closely follow the news related to the war in Ukraine and frequently discuss it with their friends and relatives. **Close to nine in ten respondents follow news related to the war in Ukraine at least several times a week**, including 41% who do so several times a day, 29% who do so once a day and 19% who do so several times a week. **Three-quarters of respondents discuss the war in Ukraine with friends and relatives on a weekly basis**, including 22% who do so several times a day, 19% who do so daily and 34% who do so several times a week.

The proportion of respondents following news about the war in Ukraine several times a week or more often is above 70% in all countries. In all countries, 60% or more discuss the war in Ukraine with friends or relatives several times a week or more often.

Q1 How often do you...(% by country) ...follow news related to the war in Ukraine?



...discuss the war in Ukraine with friends and relatives?



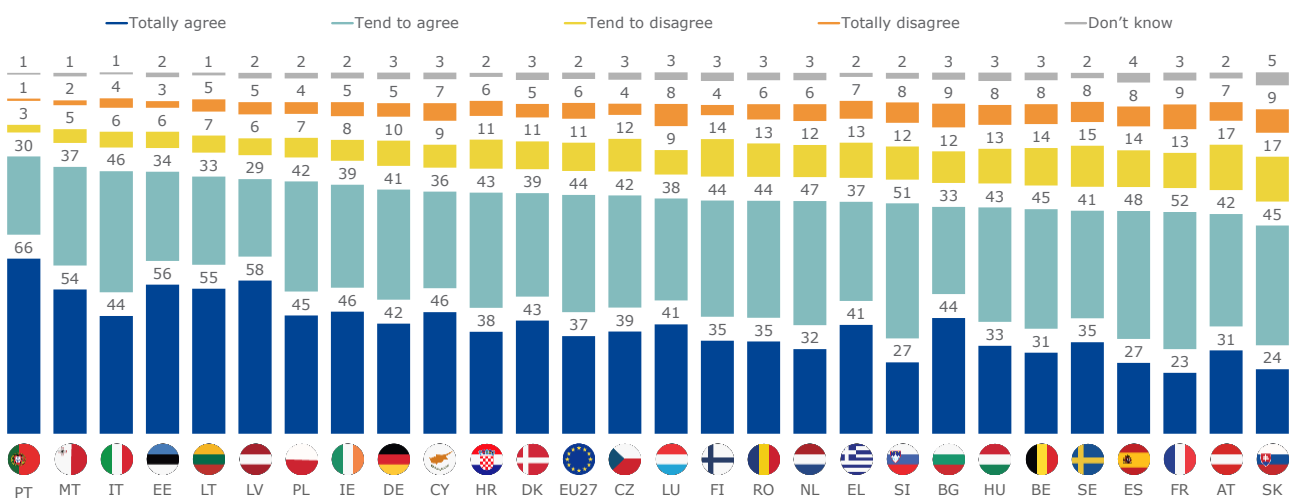
Base: all respondents (n=26 066)

Concern about the war in Ukraine

The high interest in the war in Ukraine is reflected by a high level of concern about the war in Ukraine. **More than eight in ten respondents agree with the statement 'I am personally worried about the war in Ukraine'** (37% totally agree and 44% tend to agree).

In all 27 Member States, more than two-thirds of respondents are personally worried about the war in Ukraine. The proportion agreeing with the statement 'I am personally worried about the war in Ukraine' varies between 69% in Slovakia and 95% in Portugal.³

Q3 How much do you agree or disagree with each of the following statements?
I am personally worried about the war in Ukraine (% by country)



Base: all respondents (n=26 066)

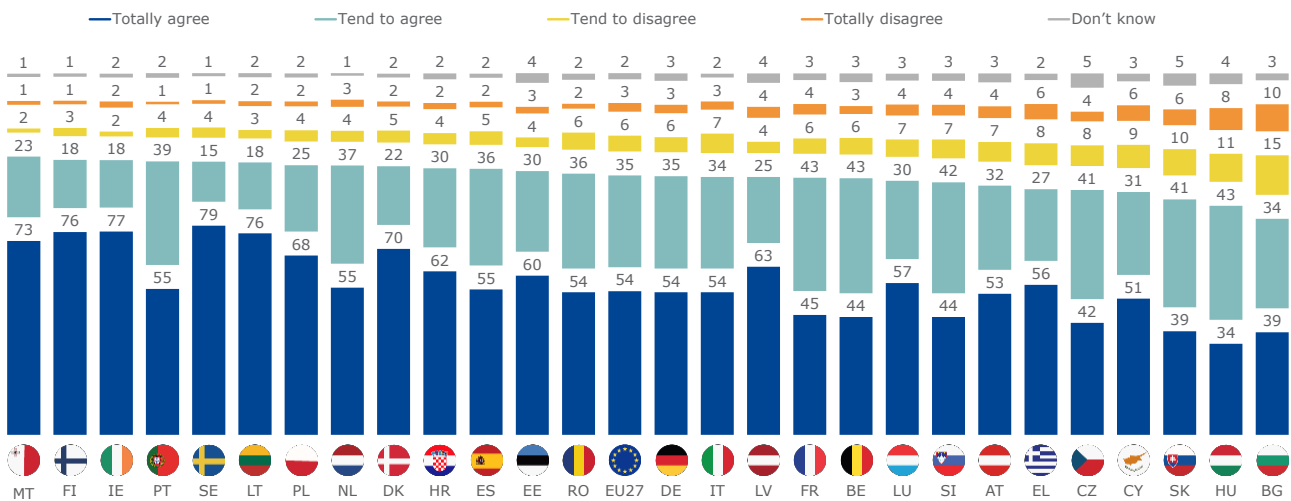
Sentiments towards Ukraine and Russia

Opinions about Ukraine tend to be positive. About nine in ten respondents feel sympathy towards Ukrainians (54% totally agree and 35% tend to agree). More than six in ten find that Ukraine should join the EU when it is ready (30% totally agree and 36% tend to agree).

The proportion agreeing they feel **sympathy towards Ukrainians** is above seven in ten in all countries, ranging from 72% in Bulgaria, 77% in Hungary and 80% in Slovakia, to 94% in Finland, Ireland, Lithuania, Portugal and Sweden, and 96% in Malta.

³ Due to rounding, the percentages shown in the charts do not always exactly add up to the totals mentioned in the text.

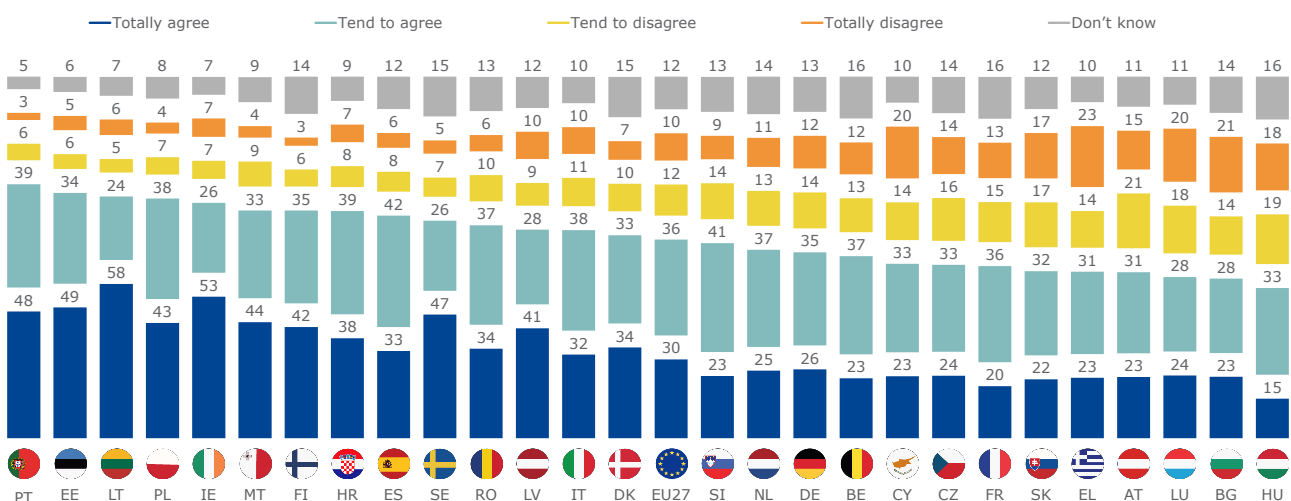
Q3 How much do you agree or disagree with each of the following statements?
I feel sympathy towards Ukrainians (% by country)



Base: all respondents (n=26 066)

More than half agree that **Ukraine should join the EU when it is ready** in all countries except in Hungary (where 47% agree). The largest share of respondents agreeing that Ukraine should join the EU when it is ready is observed in Portugal (87%), followed by Estonia (83%), Lithuania (82%) and Poland (81%). The largest proportions *disagreeing* that Ukraine should join the EU when it is ready are found in Luxembourg (38%), Greece (37%), Hungary (36%), Austria and Bulgaria (both 35%), and Cyprus and Slovakia (both 34%).

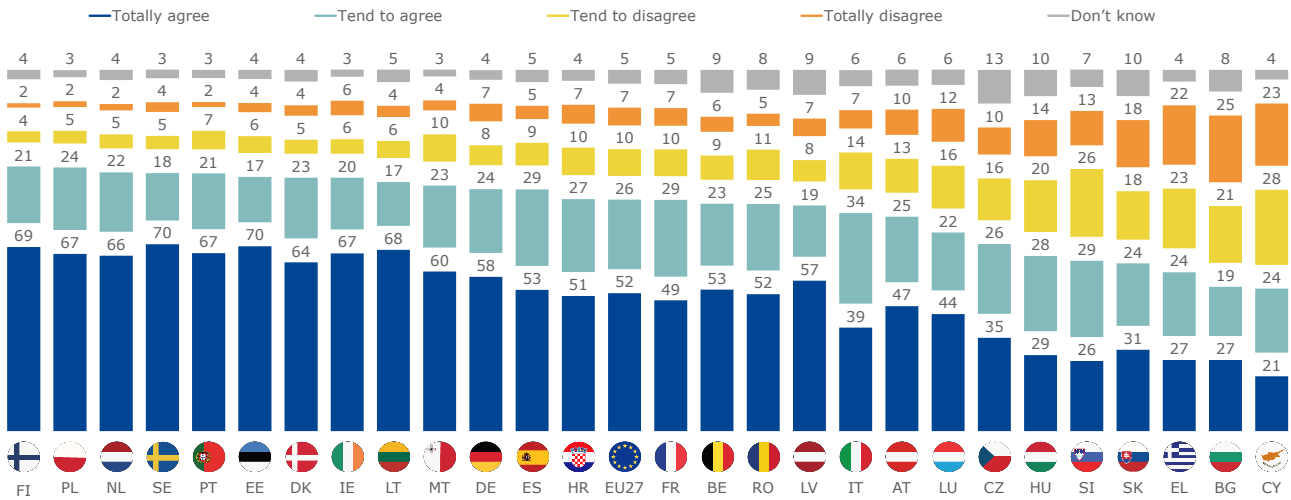
Q3 How much do you agree or disagree with each of the following statements?
Ukraine should join the EU when it is ready (% by country)



Base: all respondents (n=26 066)

An overwhelming majority of respondents either totally (52%) or tend to agree (26%) that Russian authorities are responsible for the current situation. Bulgaria and Cyprus are the only two countries where a (relative) majority disagree that Russian authorities are responsible for the war (46% and 52%, respectively).

Q3 How much do you agree or disagree with each of the following statements?
Russian authorities are responsible first and foremost for the current situation
(% by country)



Base: all respondents (n=26 066)

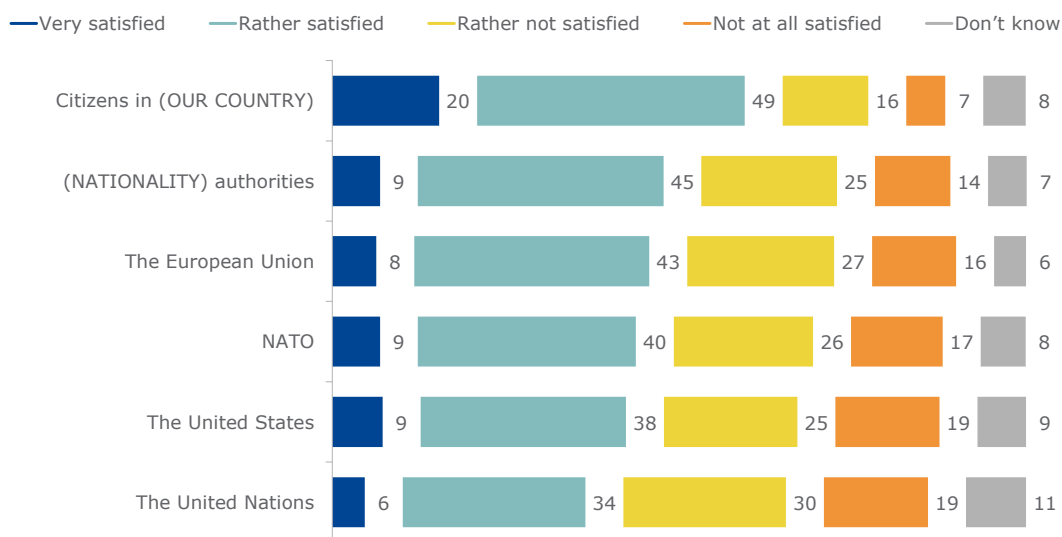
Section 2. Opinions on the response of public authorities

General satisfaction with response

More than two-thirds of respondents are satisfied with how citizens in their country have reacted to the war in Ukraine, including 20% who are very satisfied and 49% who are rather satisfied with the reaction of their fellow citizens (8% don't know).

Satisfaction with how public authorities have reacted to the war in Ukraine is lower. All in all, about half of respondents are satisfied with how the national authorities in their country, the EU authorities, NATO and the United States have reacted (between 47% and 54%). Satisfaction with how the United Nations reacted is overall the lowest (40%).

Q2 How satisfied or dissatisfied are you with the way the following have reacted to the war in Ukraine? (% by EU27)



Base: all respondents (n=26 066)

Satisfaction with the **reaction of the EU to the war** ranges from 29% in Greece, 32% in Bulgaria and 33% in Cyprus, to 63% in Romania, 65% in Finland and 67% in Denmark. Satisfaction with the other authorities shows a similar country pattern.

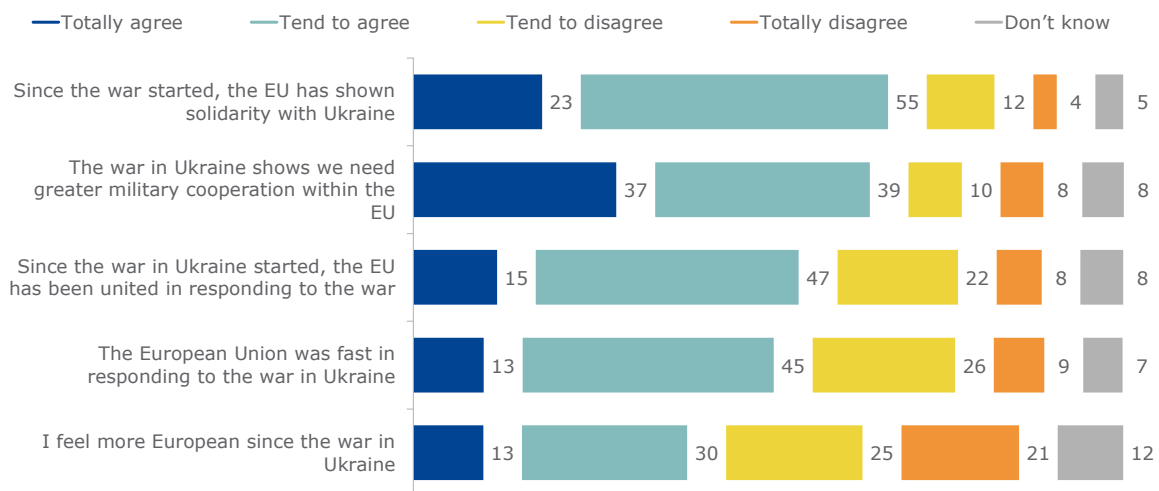
General opinions on the EU's response

Opinions about the various elements of the EU's reaction to the war in Ukraine **tend to be positive**. About eight in ten respondents agree that since the war started the EU has shown solidarity with Ukraine; this includes 23% who totally agree and 55% who tend to agree. More than six in ten agree that since the war in Ukraine started, the EU has been united in responding to the war, encompassing 15% who totally agree and 47% who tend to agree. Close to six in ten respondents agree the EU was fast in responding to the war in Ukraine, including 13% who totally agree and 45% who tend to agree.

Three-quarters of respondents also totally agree (37%) or tend to agree (39%) that the war in Ukraine shows the need for greater military cooperation within the EU.

Among a relative majority of respondents, the EU's response to the war in Ukraine has *not* led to an increase in identification with Europe: 25% tend to disagree and 21% totally disagree that they feel more European since the war in Ukraine started, compared to 13% who totally agree and 30% who tend to agree.

Q3 How much do you agree or disagree with each of the following statements? (% by EU27)



Base: all respondents (n=26 066)

There is, however, variation among EU Member States in terms of how respondents assess the EU's response to the war in Ukraine. For example, the proportion agreeing that, since the war in Ukraine started, the EU has been united in responding to the war, ranges from 47% both in Czechia and Greece to 77% in Finland and Portugal, and 81% in Denmark.

In each of the 27 Member States more than half of respondents agree that the war in Ukraine shows the need for greater military cooperation within the EU. The smallest shares agree in Bulgaria (54%) and Slovenia (59%), while the largest shares agree in Portugal (88%), followed by Estonia, Lithuania and Poland (all 85%).

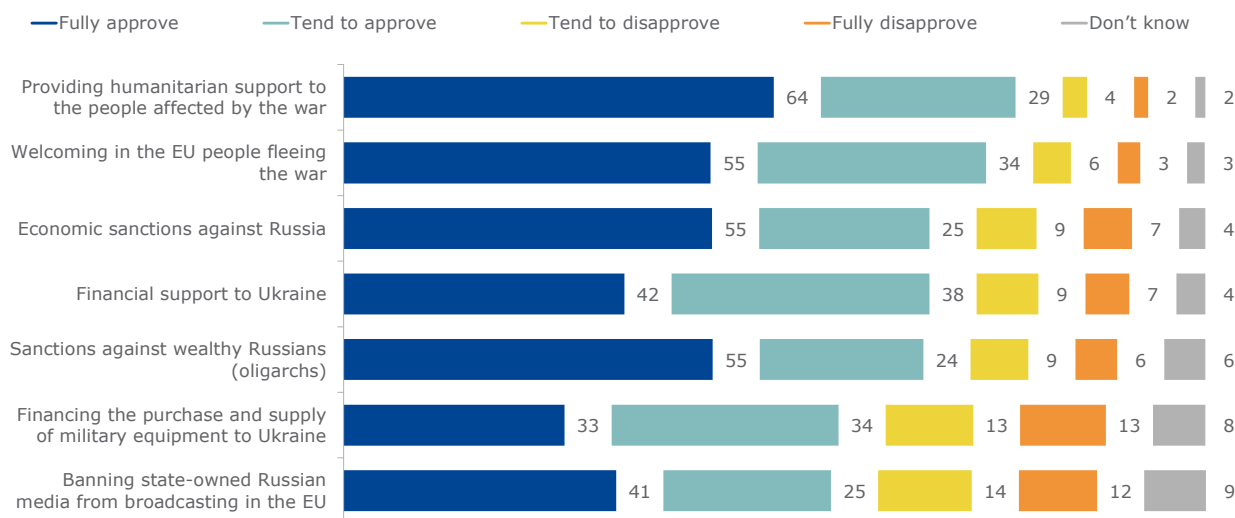
Opinions on specific EU measures

Respondents were asked as well about whether they approve or not of a series of measures that have been announced by the EU to respond to the war in Ukraine. Based on the responses it can be concluded that there is widespread support for EU economic and other sanctions against Russia.

Eight in ten respondents approve economic sanctions against Russia, including 55% who fully approve and 25% who tend to approve. A similar share (79%) approve sanctions against wealthy Russians (oligarchs), with again 55% who fully approve and 24% who approve. Two-thirds approve banning state-owned Russian media from broadcasting in the EU (41% fully approve, 25% tend to approve).

Support for EU economic, military and humanitarian aid to Ukraine is similarly high. An overwhelming majority (93%) approve providing humanitarian support to the people affected by the war, including 64% who fully approve and 29% who tend to approve. Slightly fewer respondents (88%) approve welcoming in the EU people fleeing the war, including 55% who fully approve and 34% who tend to approve. Eight in ten approve financial support for Ukraine, encompassing 42% who fully approve and 38% who tend to approve. **About two-thirds of respondents approve financing the purchase and supply of military equipment to Ukraine**, including 33% who fully approve and 34% who tend to approve.

Q4 For each of the following measures that have been announced by the EU to respond to the war in Ukraine, please tell me if you approve them or not. (% by EU27)



Base: all respondents (n=26 066)

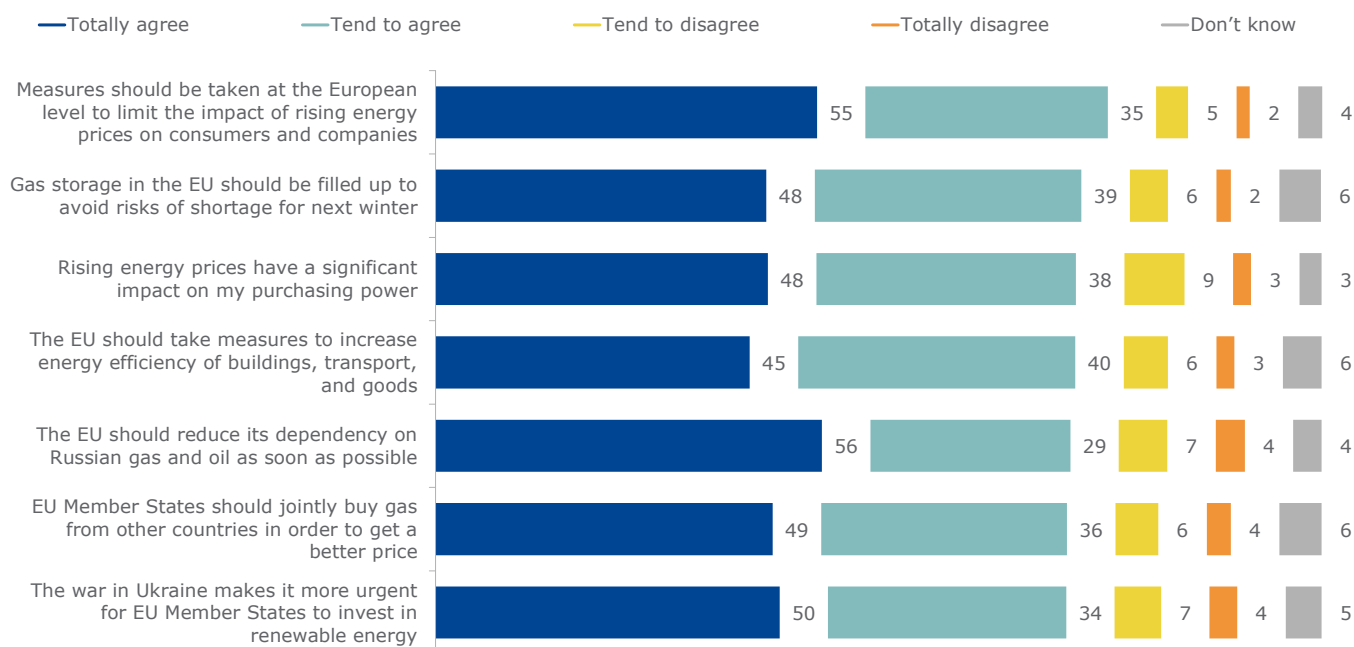
Support for economic sanctions targeting Russia is high in the majority of EU Member States – 70% or more respondents approve of this in 21 countries. Approval of providing humanitarian support to the people affected by the war is at 90% or above in all countries. **Much larger differences across Member States are visible with regard to financing the purchase and supply of military equipment to Ukraine:** Whereas 90% approve this measure in Finland, this applies to 30%-31% of respondents in Bulgaria and Cyprus respectively.

Support for EU measures related to energy

More than eight in ten find that the EU should reduce its dependency on Russian gas and oil as soon as possible, with the majority (56%) totally agreeing with this aim (29% tend to agree).

Support for existing or potential EU measures aimed at securing energy supply and mitigating rising energy prices is very high. For example, **85% agree that the EU should take measures to increase the energy efficiency of buildings, transport and goods** (45% totally agree, 40% tend to agree), that the war in Ukraine makes it more urgent for EU Member States to invest in renewable energies (50% totally agree and 34% tend to agree) and that EU Member States should jointly buy gas from other countries in order to get a better price (49% totally agree and 36% tend to agree).

Q6 How much do you agree or disagree with each of the following statements? (% by EU27)



Base: all respondents (n=26 066)

Support for the various EU measures aimed at securing energy supply and mitigating rising energy prices tends to be high across Member States. For example, more than three-quarters of respondents agree in all Member States that the EU should take measures to increase energy efficiency of buildings, transport, and goods – the share agreeing with this ranges from 76% in Slovakia to 98% in Portugal.

Respondents from different countries are somewhat more divided about measures to reduce the EU's dependency on Russian gas and oil as soon as possible. In Slovakia, 59% of respondents agree these measures should be taken, compared to 96% in Portugal. Apart from in Slovakia, relatively few respondents support measures to reduce the EU's dependency on Russian gas and oil as soon as possible in Bulgaria (63%), Hungary (67%) and Cyprus (69%).

Section 3. Willingness to cut down on energy consumption

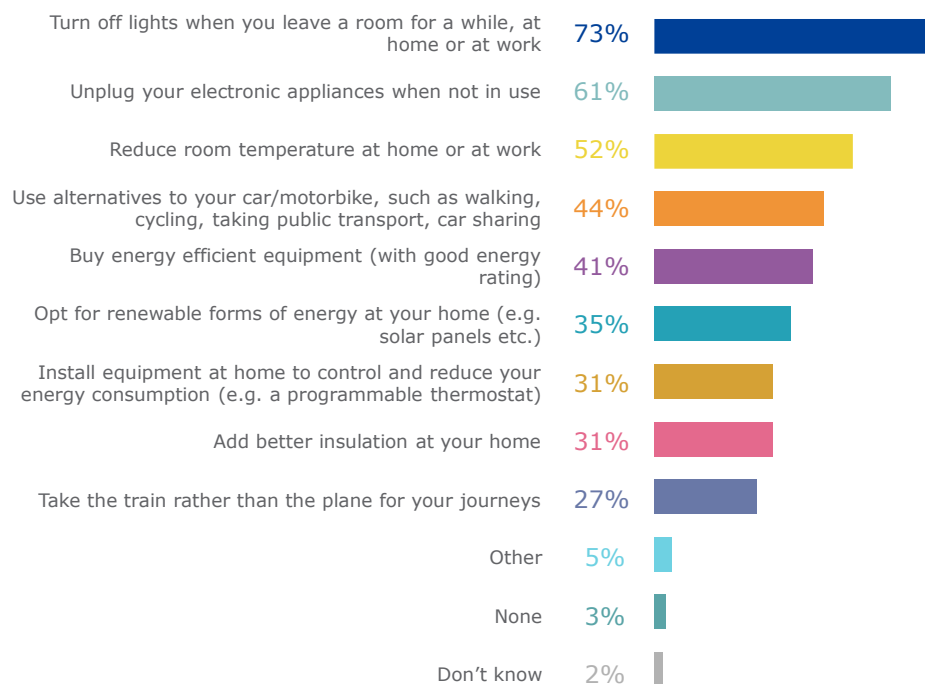
Respondents in this survey were asked what kind of actions they would be ready to take to cut down on their energy consumption and energy bills.

The results show that the **great majority of respondents are prepared to take at least some actions to cut down on their energy consumption and bills**; 3% are not prepared to take any action.

Actions respondents are **most willing to take** include turning off lights when leaving a room for a while, at home or at work (73%), unplugging electronic appliances when not in use (61%), or reducing the room temperature at home or at work (52%).

However, fewer respondents are prepared to take some of the more costly actions/ actions with a higher impact on personal life. For example, 31% are ready to either install equipment at home to control and reduce their energy consumption or add better insulation in their home.

Q7 And you, personally, what kind of action(s) would you be ready to take to cut down on your energy consumption and your energy bills? [MULTIPLE ANSWERS] (% EU27)



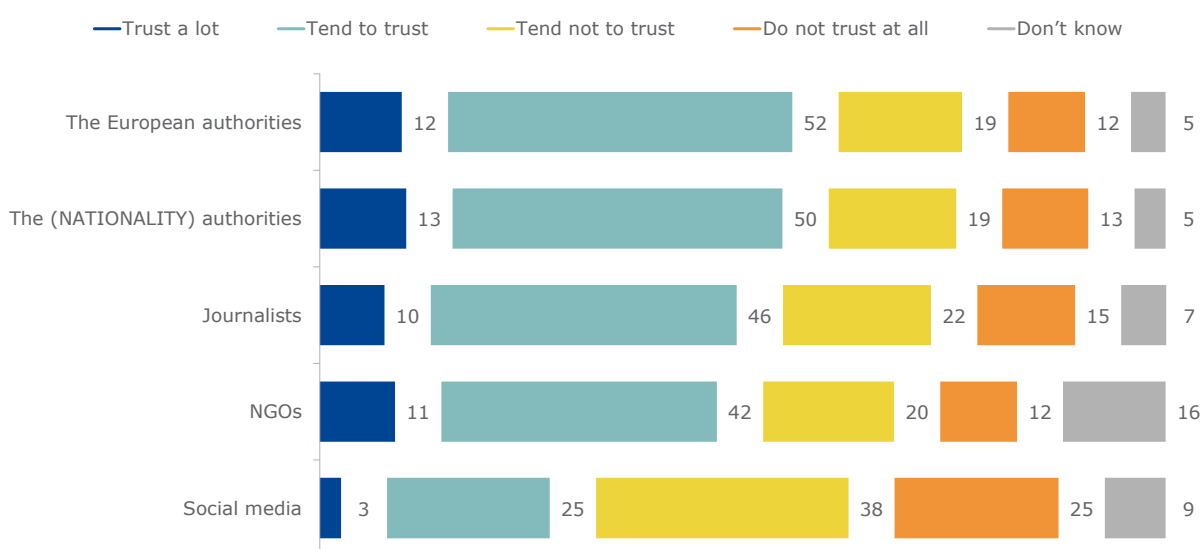
Base: all respondents (n=26 066)

Section 4. Trust in sources of information about the war

Respondents are most likely to trust European and national authorities as a source of information about the war. Close to two-thirds either trust a lot (12%) or tend to trust (52%) information about the war provided by European authorities. With regard to national authorities, these figures are 13% for 'trust a lot' and 50% for 'tend to trust'. More than half of respondents also trust journalist (10% 'trust a lot' and 46% 'tend to trust') and NGOs (11% 'trust a lot' and 42% 'tend to trust') as a source of information about the war in Ukraine.

Trust in social media as a source of information about the war is much lower: Under three in ten (28%) respondents trust social media versus 63% who do not. The latter includes 25% of respondents do not trust social media *at all* as a source of information about the war.

Q5 Generally speaking, how much do you trust the following sources of information regarding the war in Ukraine? (% EU27)



Base: all respondents (n=26 066)

Respondents in Bulgaria, Cyprus and Greece are the least likely to trust the various information sources regarding the war in Ukraine. For example, the proportion trusting information from European authorities ranges from 39% in Greece, 41% in Bulgaria and 42% in Cyprus, to 85% in both Finland and Portugal.

Confidence in social media as a source of information about the war in Ukraine is low across Member States. The share of respondents trusting social media as a source of information about the war is the largest in Poland (49%) and Lithuania (47%) and the smallest in Belgium and France (both 21%), and Italy and Slovakia (both 22%).

