



Flash Eurobarometer 506

# EU's response to the war in Ukraine

Survey requested and coordinated by the  
European Commission, Directorate-General  
for Communication

Fieldwork  
**13/04 - 20/04/2022**  
Fieldwork conducted by  
Ipsos European Public Affairs

Survey requested and coordinated by the European Commission, Directorate-General for Communication  
Fieldwork conducted by Ipsos European Public Affairs

## Methodology

- The survey was conducted via computer-assisted web interviewing (CAWI), using Ipsos online panels and their partner network. A share of respondents in Malta and Luxembourg was recruited via social media networks.
- Fieldwork: 13 and 20 April 2022
- Target population: EU citizens, 15 years and over
- Coverage: EU27
- Number of interviews: 26 066
- Sample size per country: 500 in LU, CY, MT, 1000 in all other countries

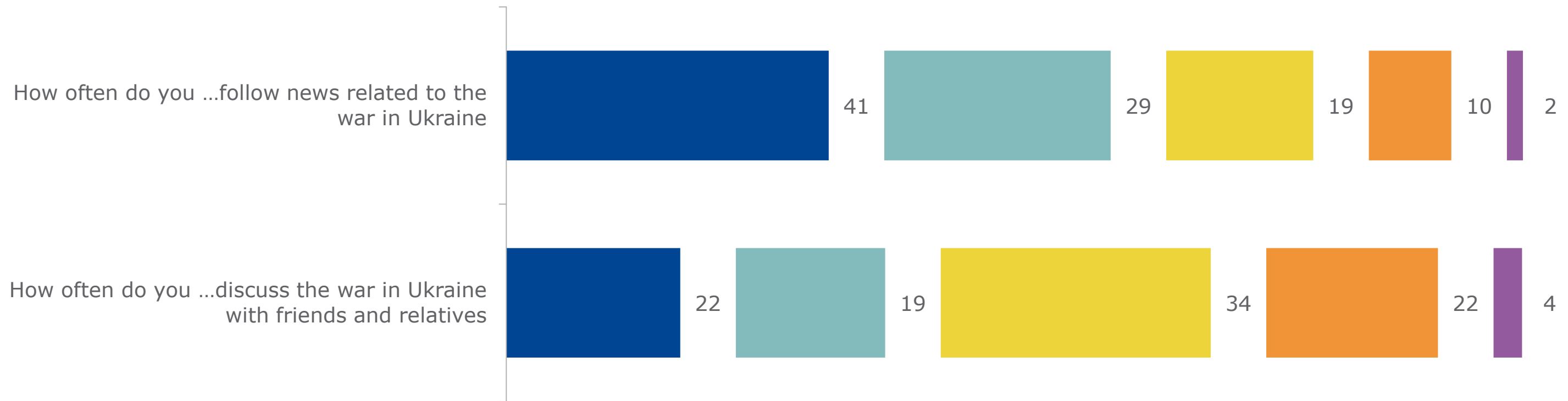
## Presentation of survey data

- Survey data are **weighted** to marginal age by gender, activity status and region population distributions using *rim* weighting. The EU27 averages are weighted according to the size of the 15+ population of each country.  
*Note:* Percentages may not total 100 due to rounding.

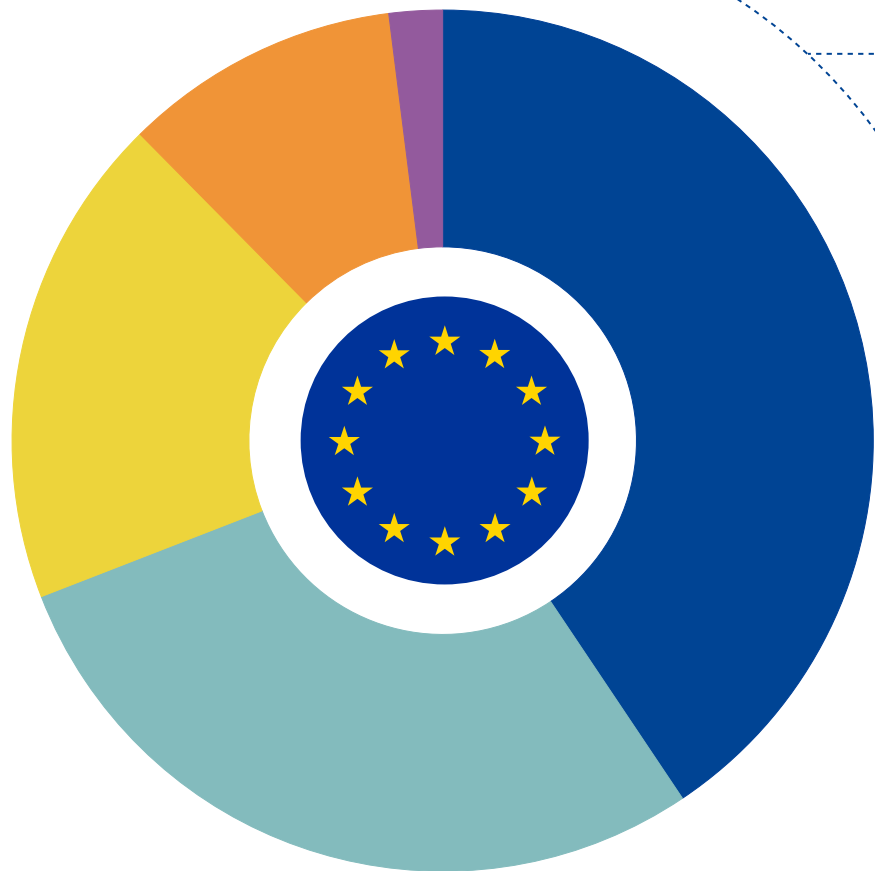
Q1

How often do you ...

— Several times a day    — Once a day    — Several times a week    — Less often    — Never



EU27 average



• **41%** Several times a day

• **29%** Once a day

• **19%** Several times a week

• **10%** Less often

• **2%** Never

Occupation (%)



Self-employed	43	27	18	10
Employee	37	29	21	11
Manual worker	35	27	23	13
Not working	44	28	16	9

Gender (%)



Male	45	27	18	9
Female	36	30	19	12

Age (%)



15-24	22	31	30	16
25-39	33	29	23	12
40-54	40	28	18	12
55+	51	28	13	7

Education (age when completed) (%)



Up to 15 years	36	32	18	10
16-19 years	42	28	18	10
20+ years	44	28	17	10
Still studying	26	31	28	14

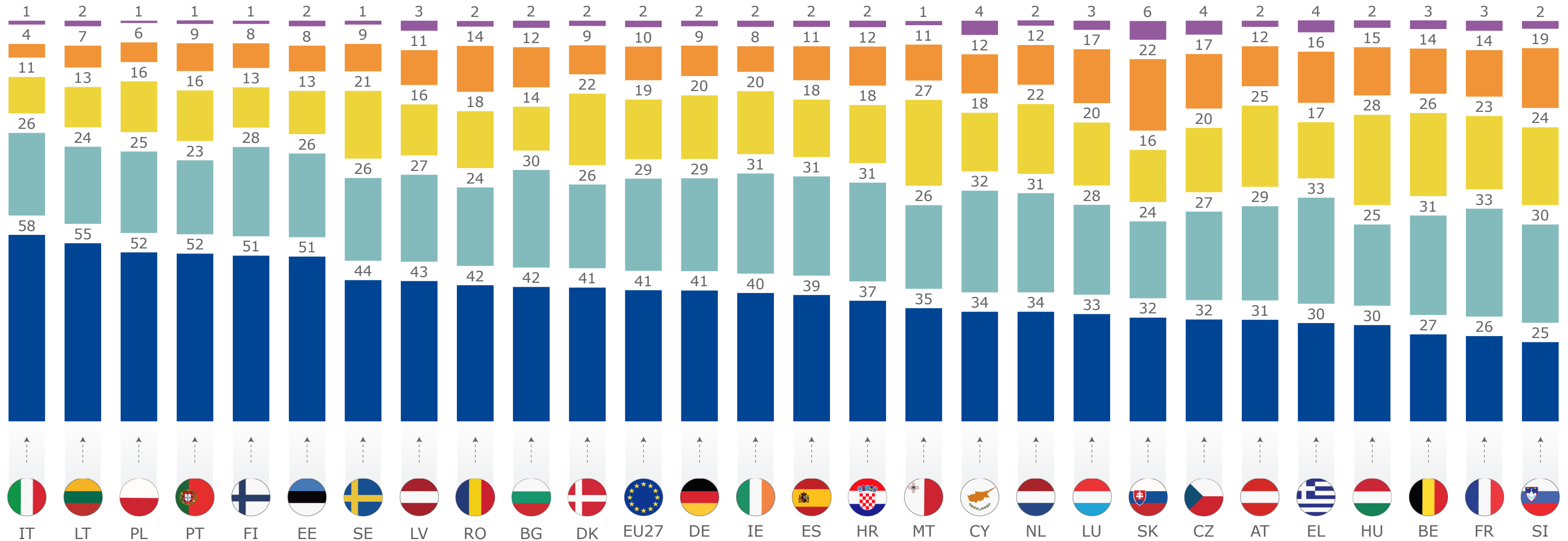
Data labels not shown for "Never"

# Q1\_1

How often do you ...  
follow news related to the war in Ukraine

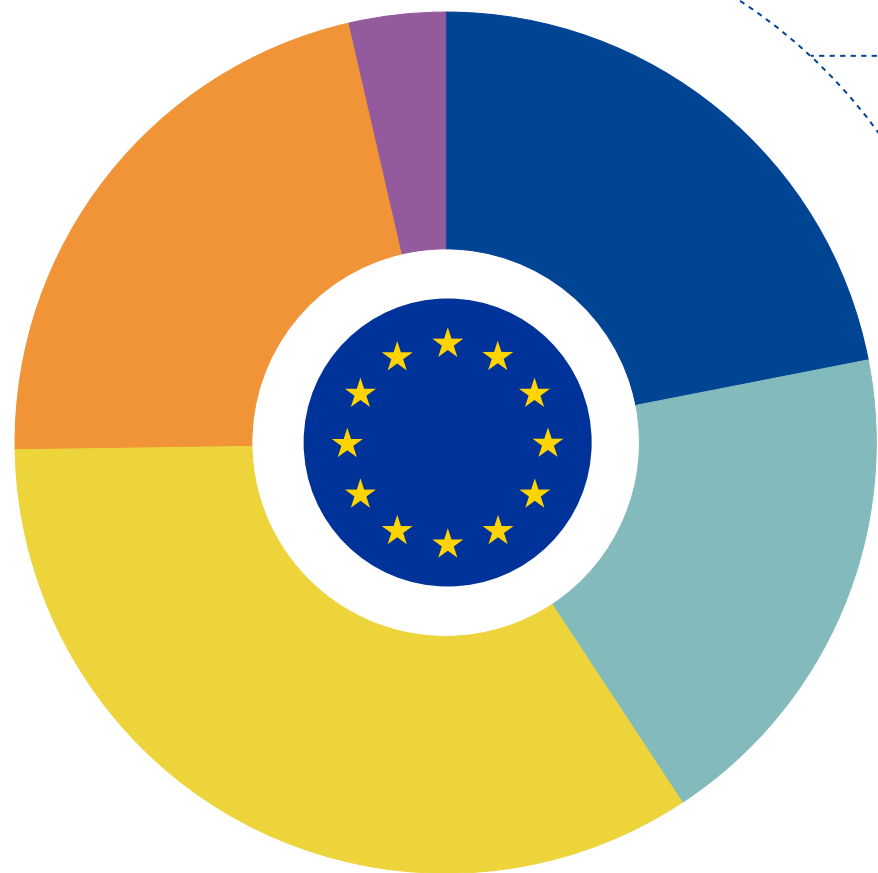


— Several times a day     
 — Once a day     
 — Several times a week     
 — Less often     
 — Never



How often do you ...  
discuss the war in Ukraine with friends and relatives

EU27 average



- **22%** Several times a day
- **19%** Once a day
- **34%** Several times a week
- **22%** Less often
- **4%** Never

Occupation (%)



Self-employed	29	21	28	20	3
Employee	22	19	36	20	3
Manual worker	19	21	34	24	2
Not working	22	18	34	22	5

Gender (%)



Male	24	19	33	20	3
Female	20	18	35	23	4

Age (%)



15-24	14	21	39	23	3
25-39	20	21	35	21	4
40-54	23	18	33	22	4
55+	25	17	33	21	4

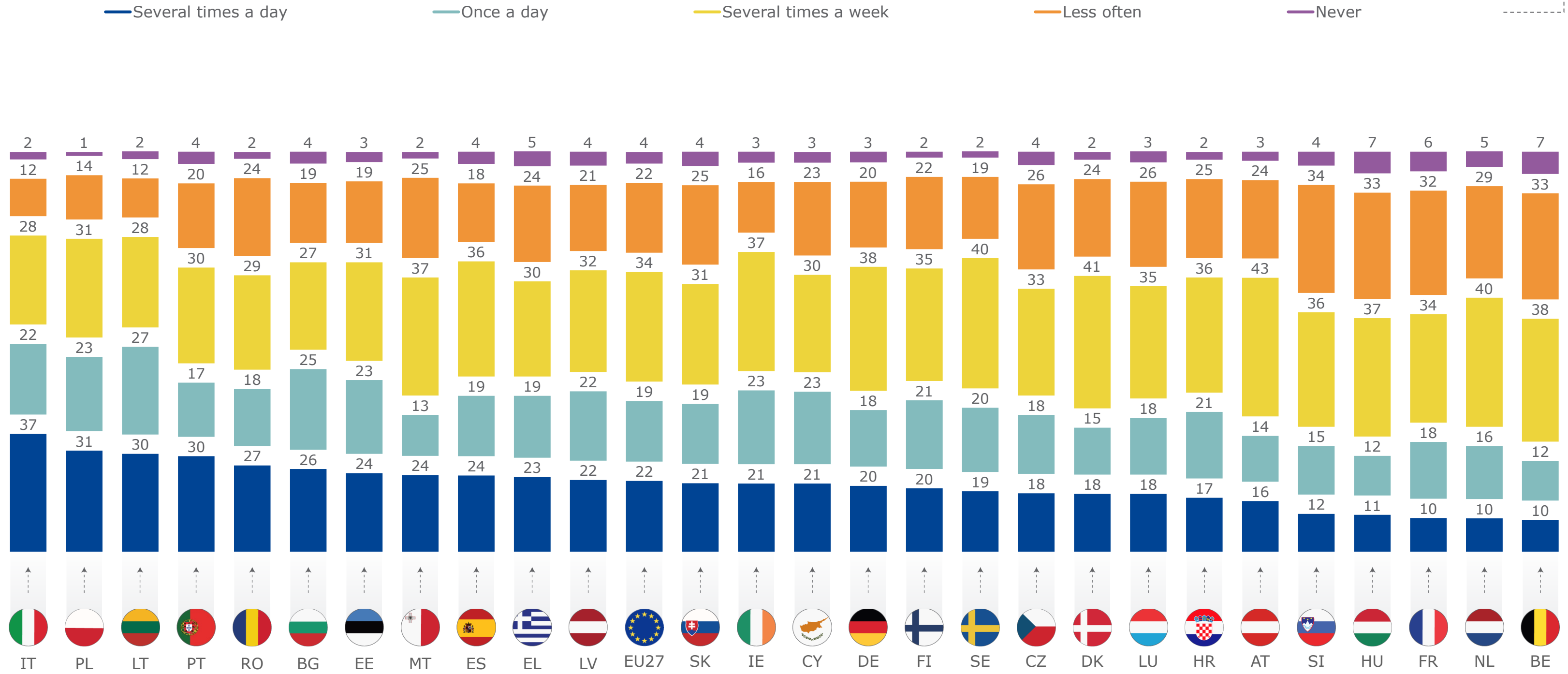
Education (age when completed) (%)



Up to 15 years	19	17	33	26	5
16-19 years	21	18	34	23	4
20+ years	25	19	33	20	3
Still studying	16	21	39	21	3

# Q1\_2

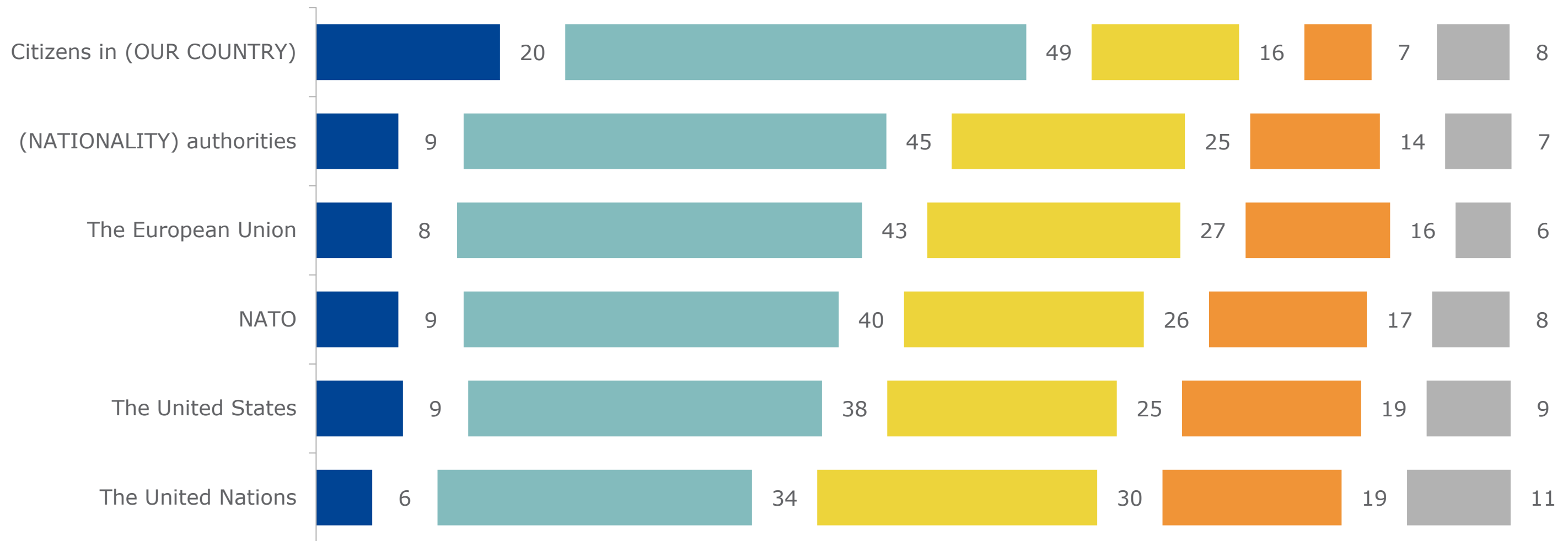
How often do you ...  
discuss the war in Ukraine with friends and relatives



How satisfied or dissatisfied are you with the way the following have reacted to the war in Ukraine?



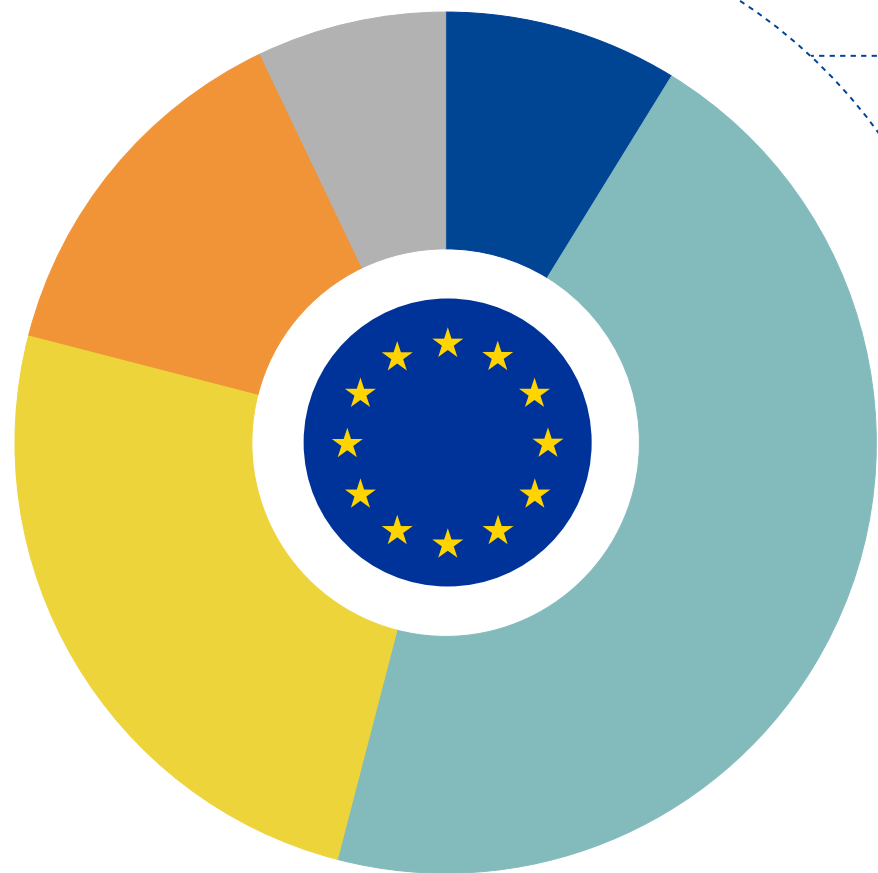
— Very satisfied     
 — Rather satisfied     
 — Rather not satisfied     
 — Not at all satisfied     
 — Don't know





How satisfied or dissatisfied are you with the way the following have reacted to the war in Ukraine?  
(NATIONALITY) authorities

EU27 average



9% Very satisfied

45% Rather satisfied

25% Rather not satisfied

14% Not at all satisfied

7% Don't know

Occupation (%)



Self-employed	12	41	26	17	5
Employee	9	46	26	13	7
Manual worker	9	42	25	17	7
Not working	8	46	24	14	8

Gender (%)



Male	10	45	26	15	5
Female	8	46	24	13	10

Age (%)



15-24	8	46	31	9	7
25-39	10	40	28	14	8
40-54	9	44	23	16	8
55+	9	49	23	14	6

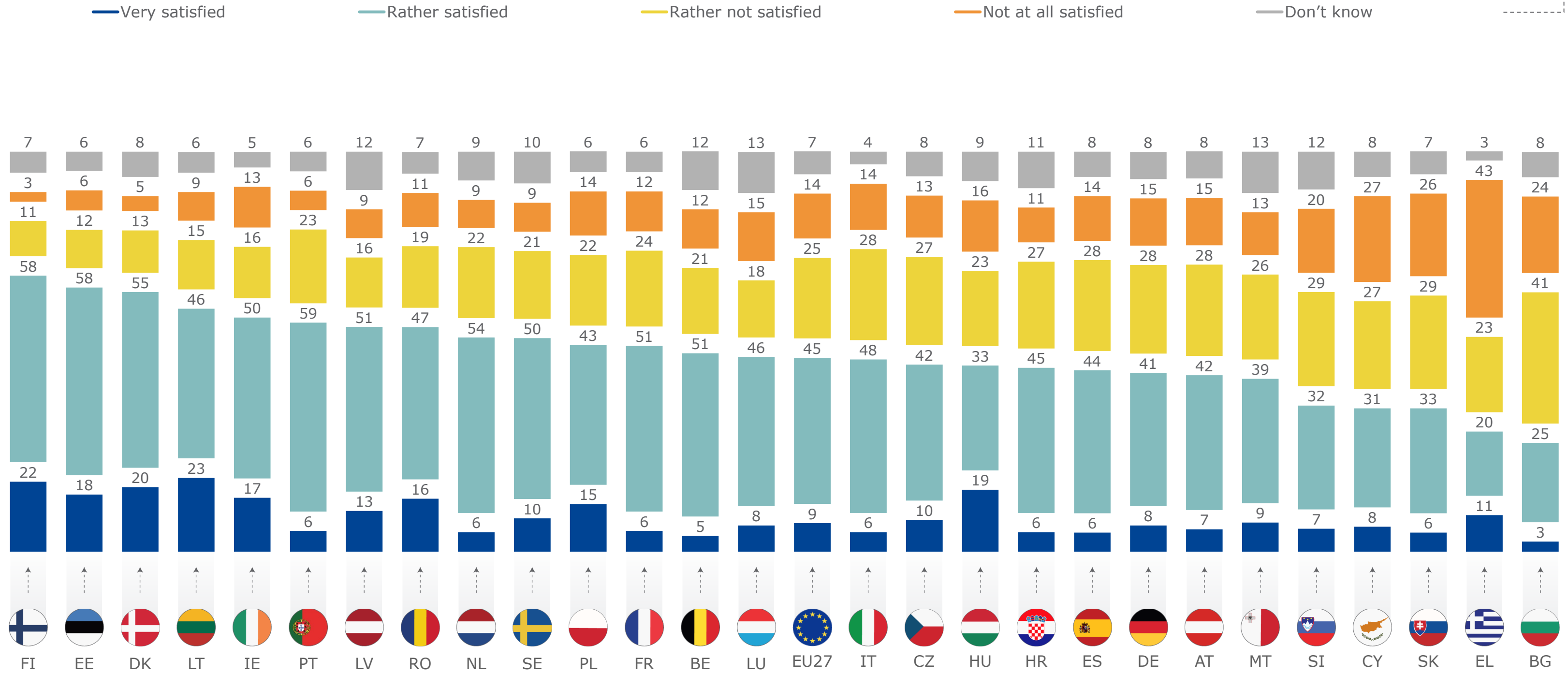
Education (age when completed) (%)



Up to 15 years	8	45	28	14	6
16-19 years	9	45	23	15	8
20+ years	9	47	24	14	6
Still studying	8	45	30	10	7

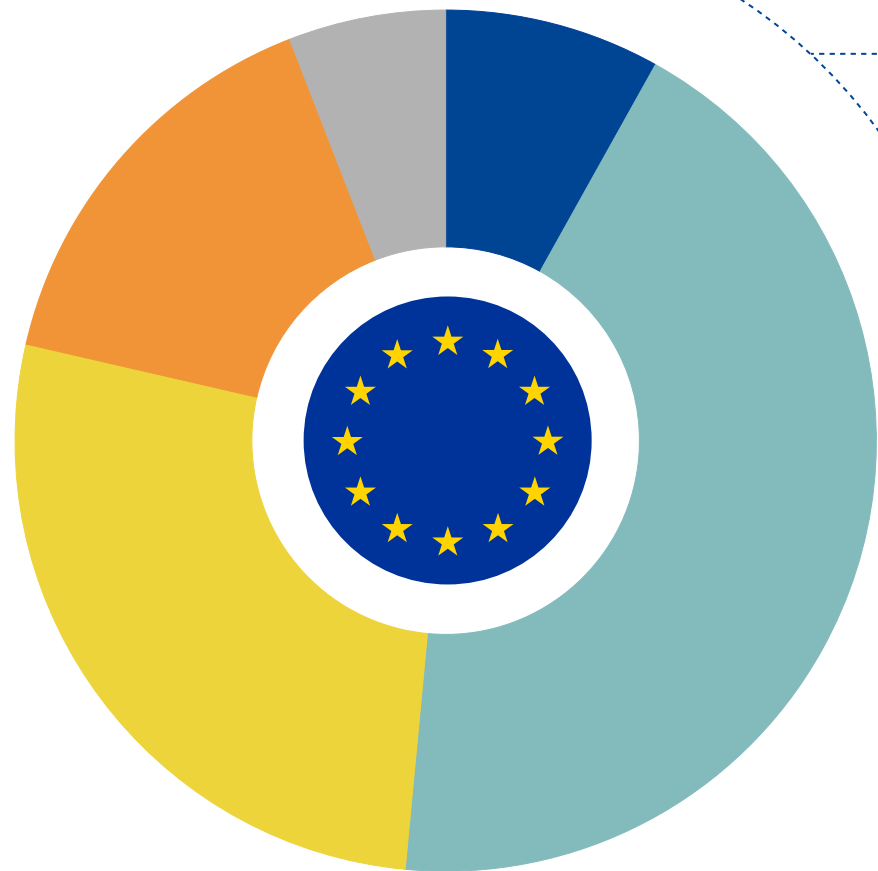
# Q2\_1

How satisfied or dissatisfied are you with the way the following have reacted to the war in Ukraine?  
(*NATIONALITY*) authorities



How satisfied or dissatisfied are you with the way the following have reacted to the war in Ukraine?  
The European Union

EU27 average



8% Very satisfied

43% Rather satisfied

27% Rather not satisfied

16% Not at all satisfied

6% Don't know

Occupation (%)



Self-employed	9	40	28	18	4
Employee	9	43	28	15	6
Manual worker	9	36	32	17	6
Not working	7	45	26	16	6

Gender (%)



Male	10	43	27	18	3
Female	7	44	28	13	8

Age (%)



15-24	10	42	31	11	6
25-39	9	39	29	16	7
40-54	7	42	27	17	7
55+	8	47	25	15	5

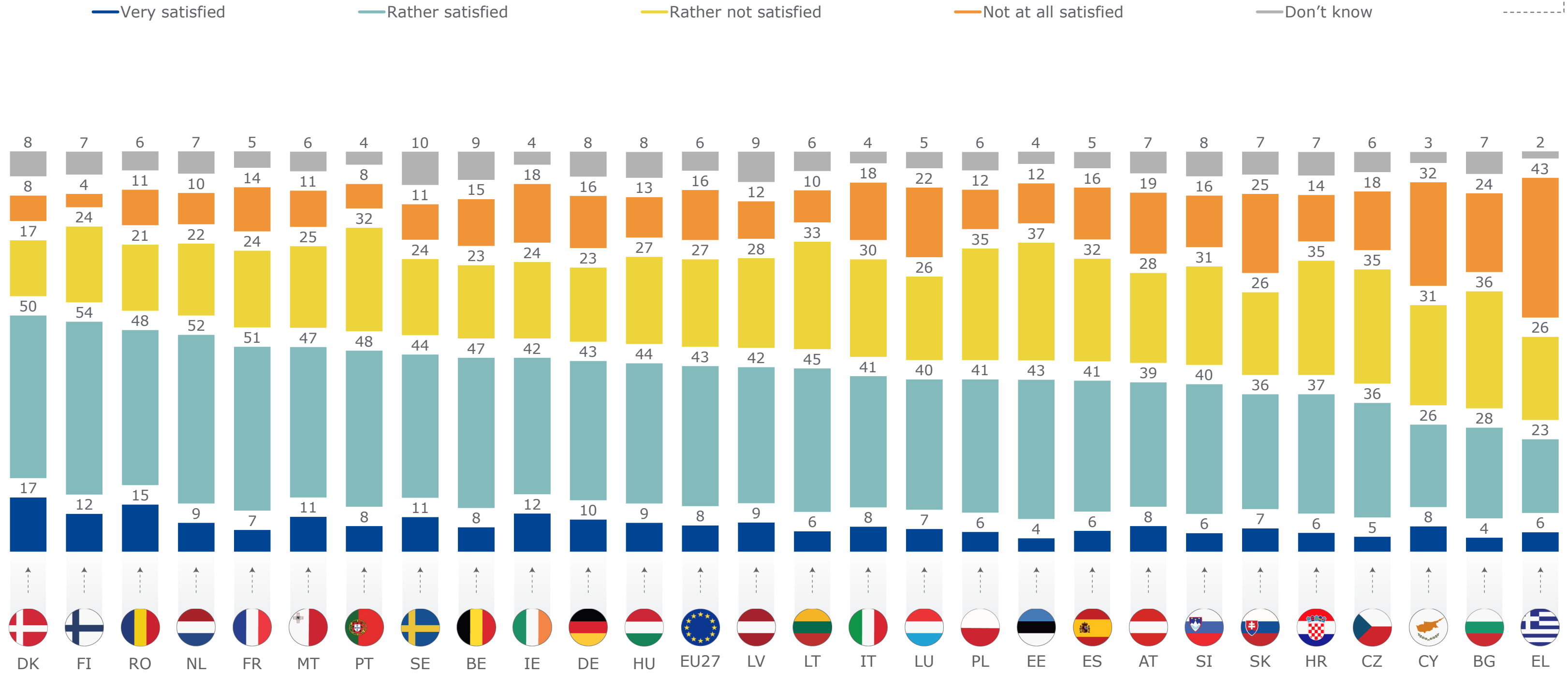
Education (age when completed) (%)



Up to 15 years	9	40	31	16	5
16-19 years	8	43	26	17	7
20+ years	9	45	27	15	5
Still studying	9	42	31	12	6

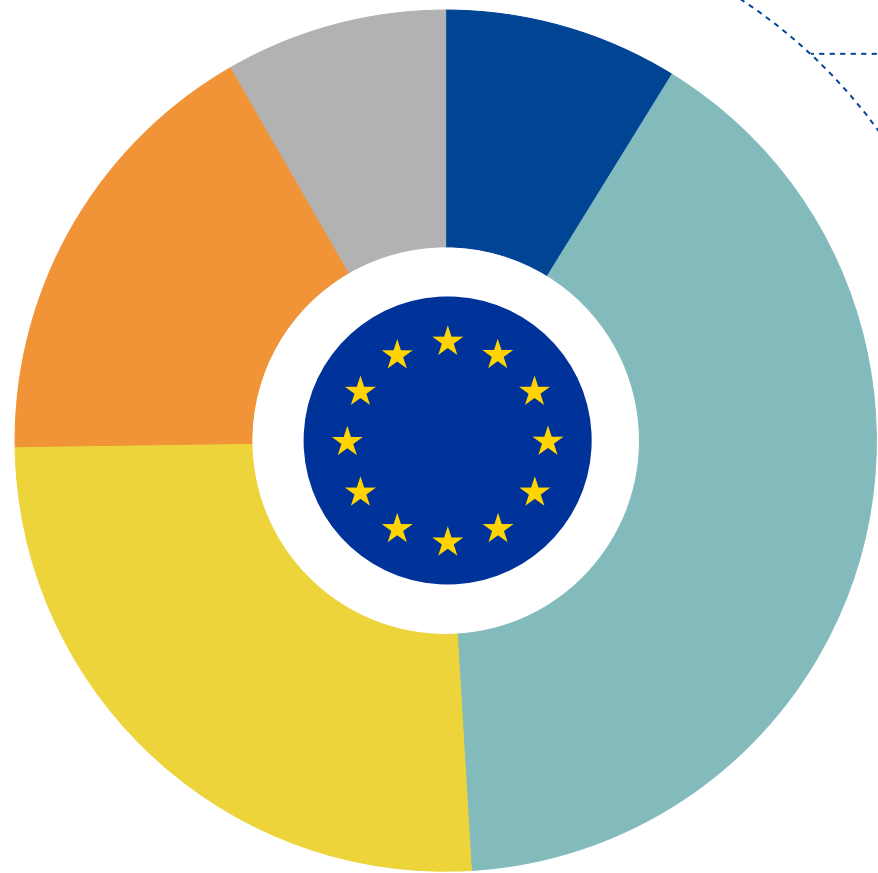
# How satisfied or dissatisfied are you with the way the following have reacted to the war in Ukraine?

## The European Union



How satisfied or dissatisfied are you with the way the following have reacted to the war in Ukraine?  
NATO

EU27 average



9% Very satisfied

40% Rather satisfied

26% Rather not satisfied

17% Not at all satisfied

8% Don't know

Occupation (%)



Self-employed	10	36	27	21	6
Employee	9	41	27	16	8
Manual worker	8	37	26	19	10
Not working	8	41	25	17	9

Gender (%)



Male	10	41	25	19	5
Female	7	40	27	15	12

Age (%)



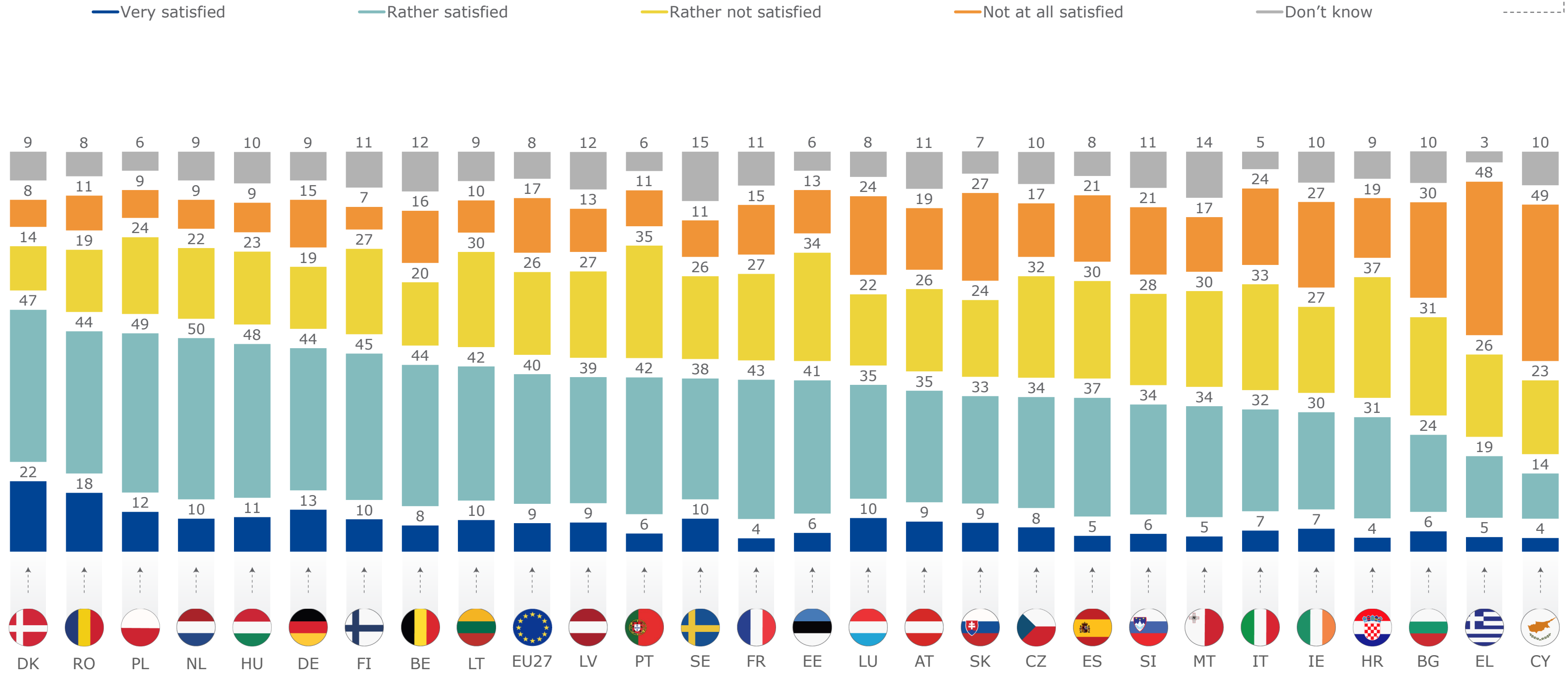
15-24	9	38	31	13	9
25-39	8	35	29	18	9
40-54	8	39	26	18	9
55+	9	45	22	17	7

Education (age when completed) (%)



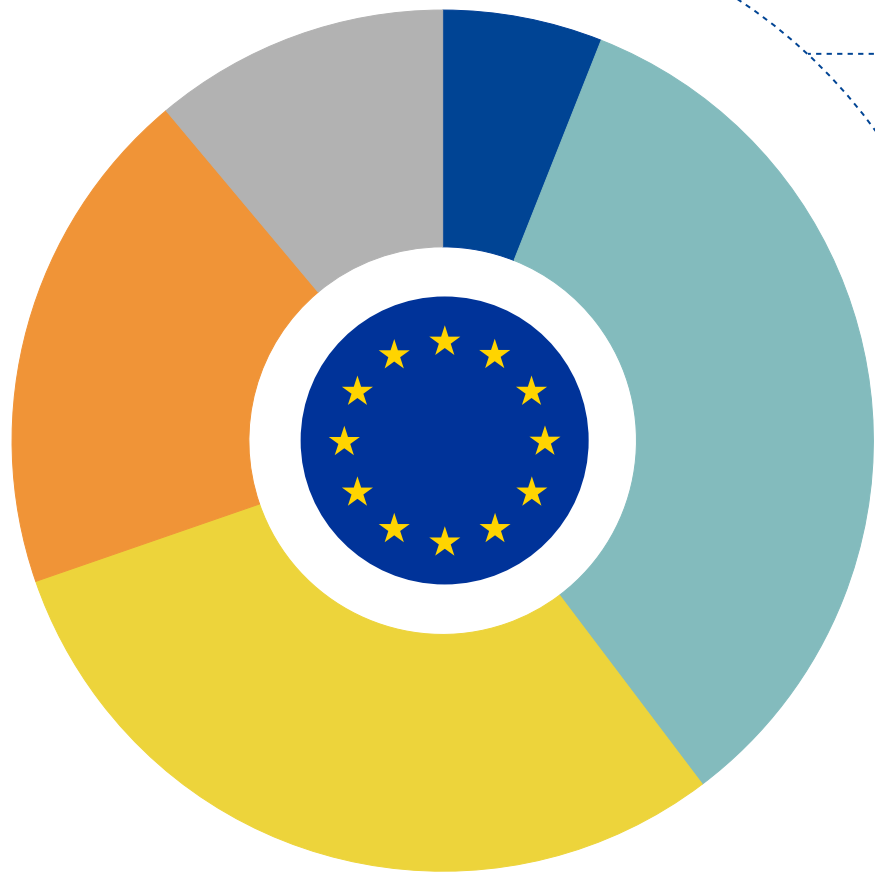
Up to 15 years	9	37	29	17	9
16-19 years	9	41	24	17	9
20+ years	9	41	25	17	7
Still studying	8	38	31	14	9

How satisfied or dissatisfied are you with the way the following have reacted to the war in Ukraine?  
NATO



How satisfied or dissatisfied are you with the way the following have reacted to the war in Ukraine?  
The United Nations

EU27 average



6% Very satisfied

34% Rather satisfied

30% Rather not satisfied

19% Not at all satisfied

11% Don't know

Occupation (%)



Self-employed	7	33	31	23	7
Employee	7	34	30	18	11
Manual worker	8	31	30	20	12
Not working	5	34	30	19	12

Gender (%)



Male	7	32	32	24	6
Female	5	36	28	15	16

Age (%)



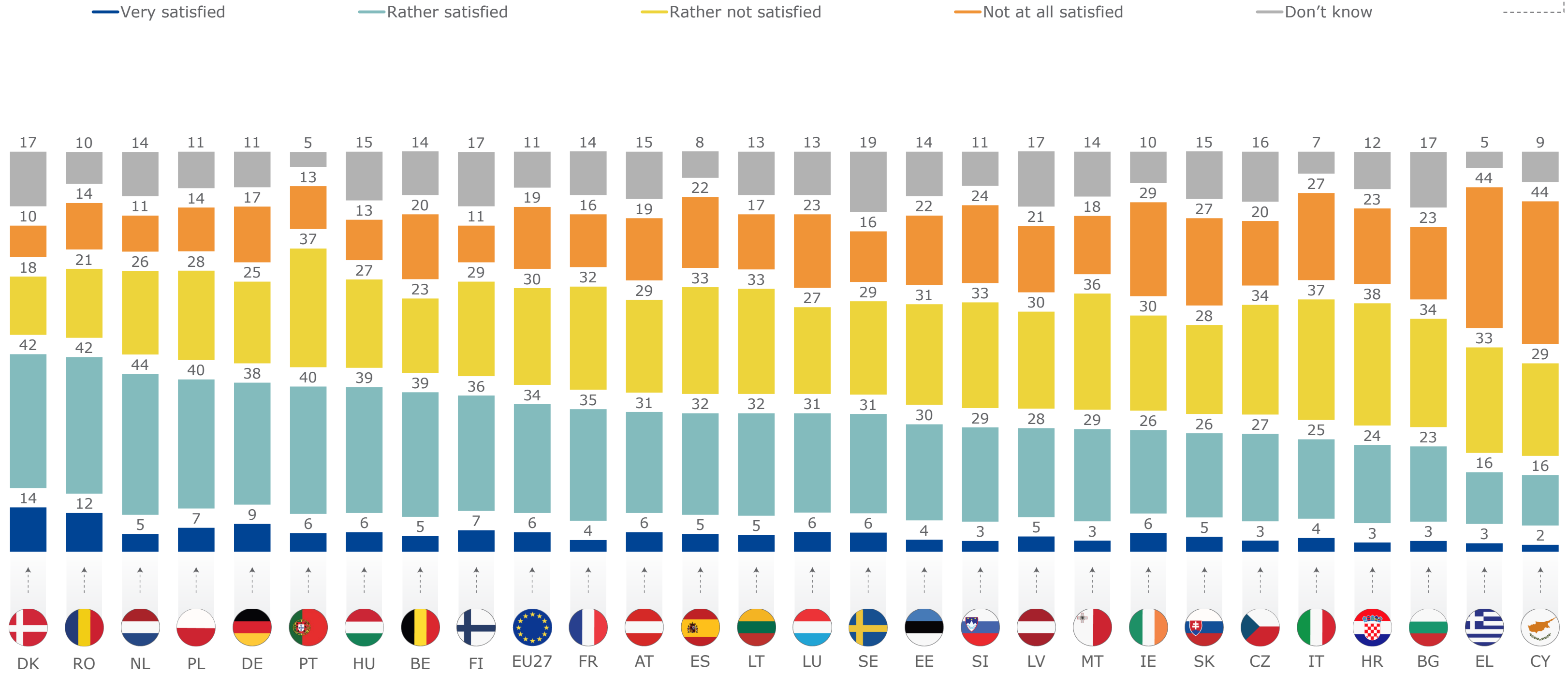
15-24	7	35	32	13	14
25-39	7	31	30	19	13
40-54	6	32	29	21	12
55+	5	36	30	20	9

Education (age when completed) (%)



Up to 15 years	8	32	32	17	11
16-19 years	6	35	28	20	12
20+ years	6	34	31	20	10
Still studying	6	33	32	16	14

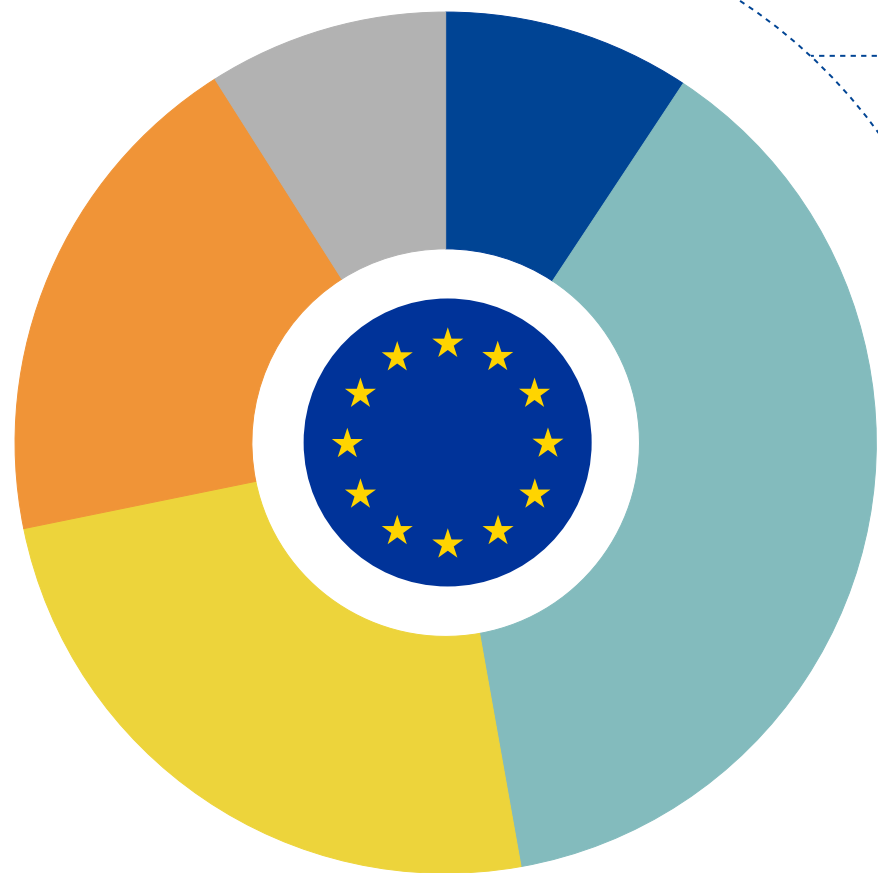
How satisfied or dissatisfied are you with the way the following have reacted to the war in Ukraine?  
The United Nations





How satisfied or dissatisfied are you with the way the following have reacted to the war in Ukraine?  
The United States

EU27 average



9% Very satisfied

38% Rather satisfied

25% Rather not satisfied

19% Not at all satisfied

9% Don't know

Occupation (%)



Self-employed	11	36	25	23	6
Employee	10	39	25	18	9
Manual worker	10	34	26	20	10
Not working	9	39	24	19	10

Gender (%)



Male	12	38	24	21	5
Female	7	38	25	18	13

Age (%)



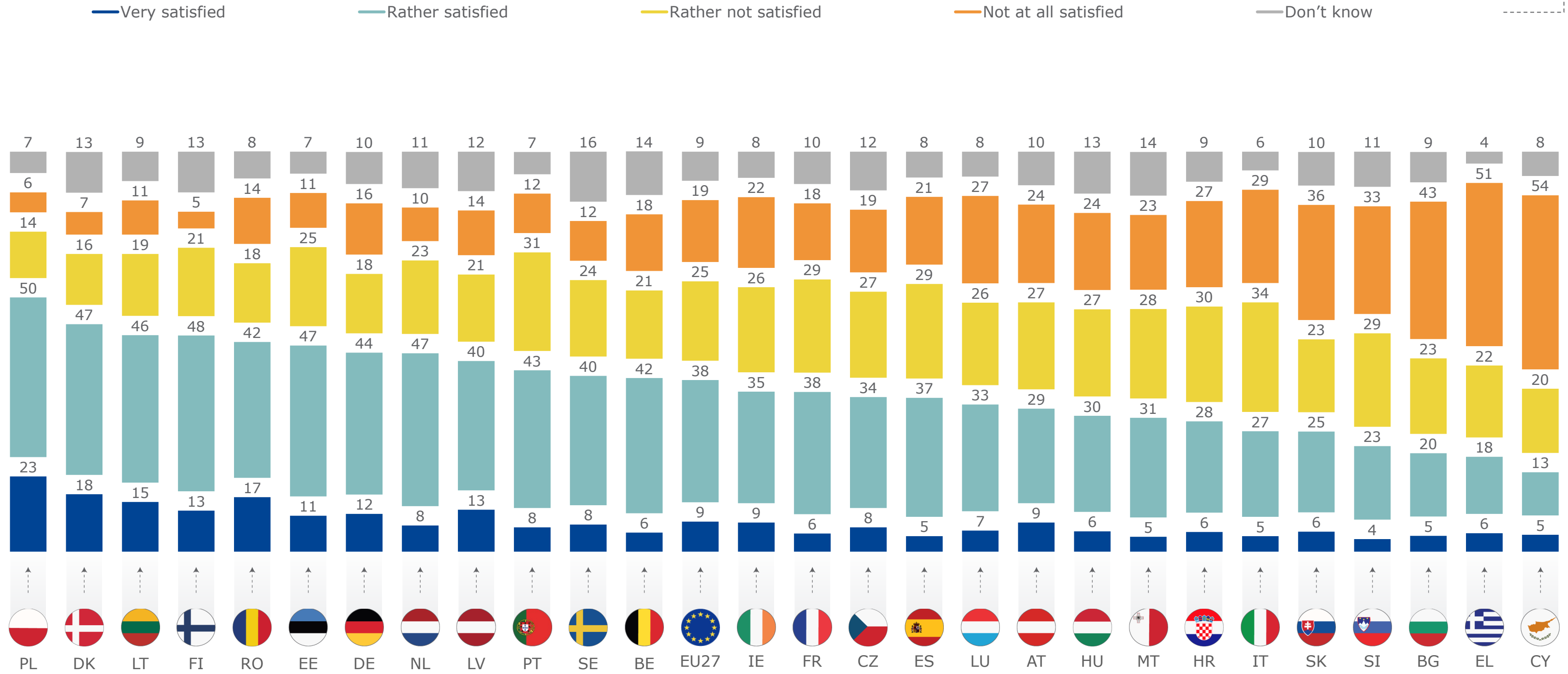
15-24	8	35	30	15	11
25-39	8	35	27	20	10
40-54	9	36	23	22	10
55+	10	41	23	19	7

Education (age when completed) (%)



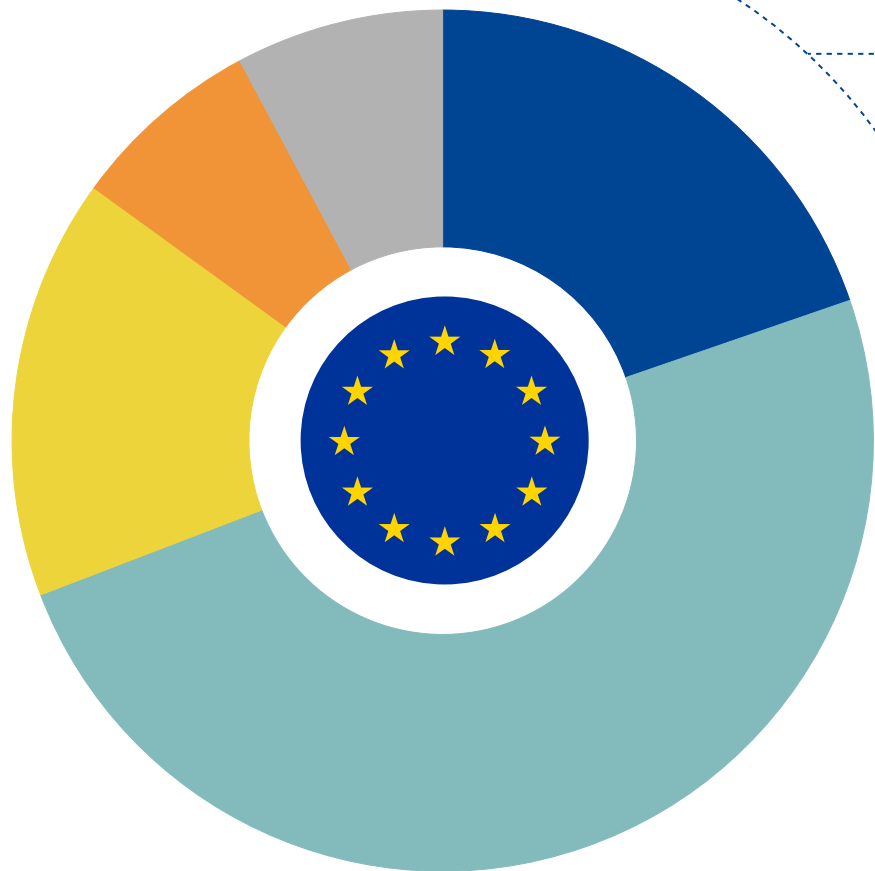
Up to 15 years	9	37	26	18	10
16-19 years	9	38	23	20	10
20+ years	10	39	24	20	8
Still studying	7	36	29	17	11

# How satisfied or dissatisfied are you with the way the following have reacted to the war in Ukraine? The United States



How satisfied or dissatisfied are you with the way the following have reacted to the war in Ukraine?  
Citizens in (OUR COUNTRY)

EU27 average



• 20% Very satisfied

• 49% Rather satisfied

• 16% Rather not satisfied

• 7% Not at all satisfied

• 8% Don't know

Occupation (%)



Self-employed	22	44	19	9	6
Employee	19	49	16	8	8
Manual worker	19	45	16	13	8
Not working	20	51	15	6	8

Gender (%)



Male	20	49	16	8	7
Female	20	50	15	6	9

Age (%)



15-24	19	45	20	9	8
25-39	19	45	19	9	9
40-54	20	48	15	8	8
55+	20	54	13	5	7

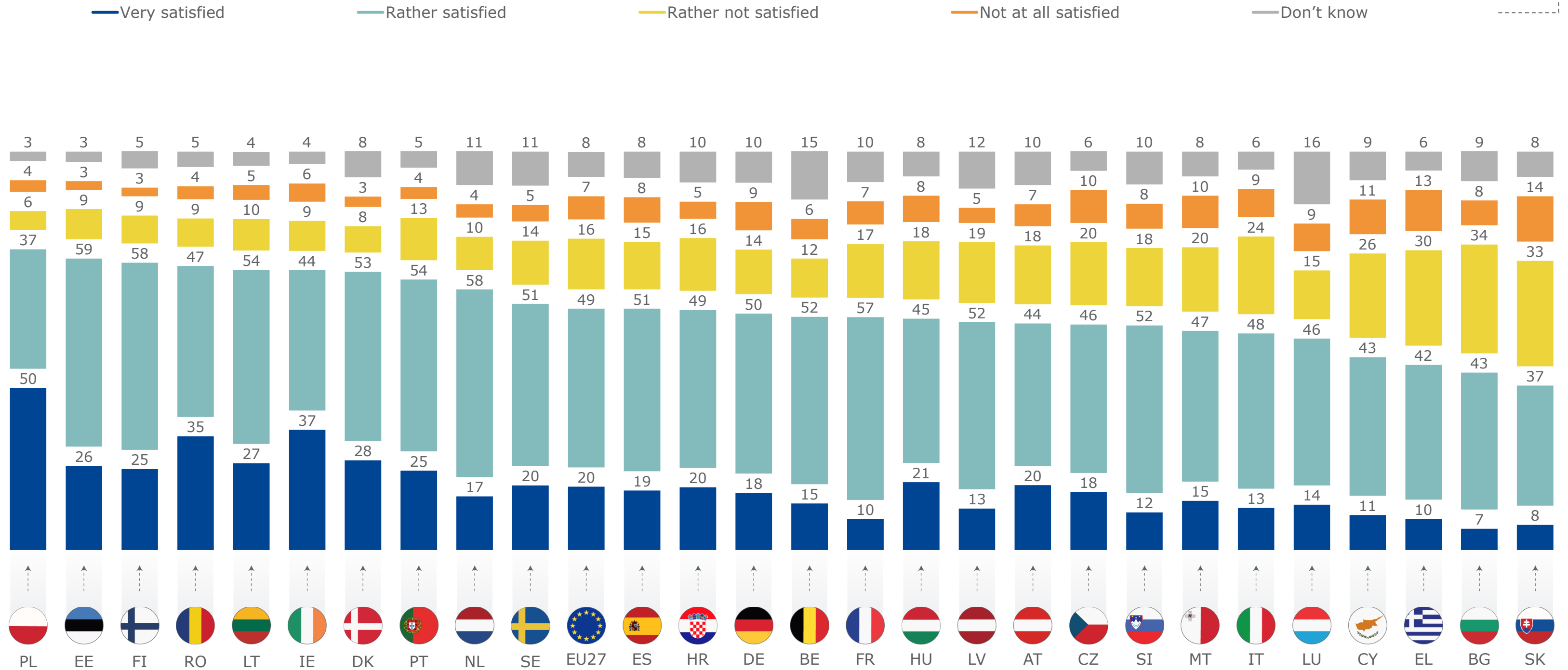
Education (age when completed) (%)



Up to 15 years	16	52	17	8	7
16-19 years	20	48	15	8	9
20+ years	21	50	15	7	7
Still studying	17	50	18	8	7

# Q2\_6

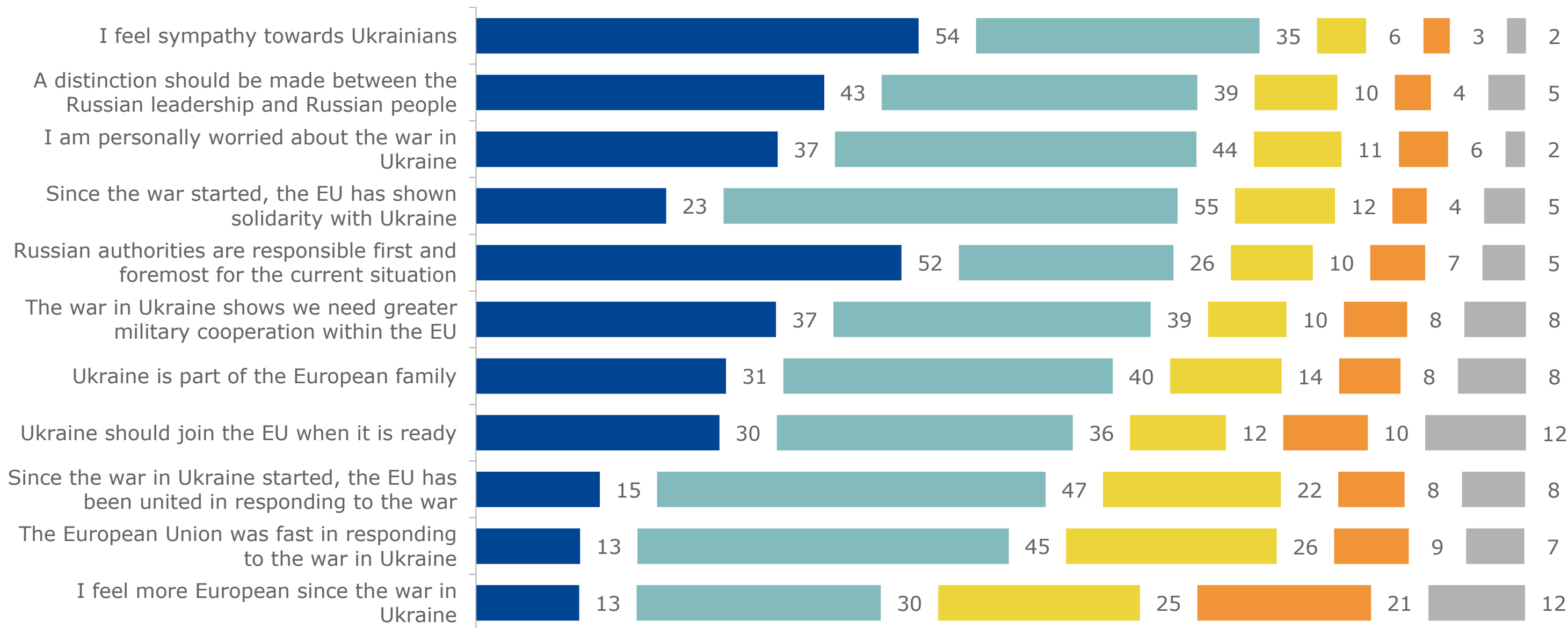
## How satisfied or dissatisfied are you with the way the following have reacted to the war in Ukraine? Citizens in (OUR COUNTRY)



# How much do you agree or disagree with each of the following statements?



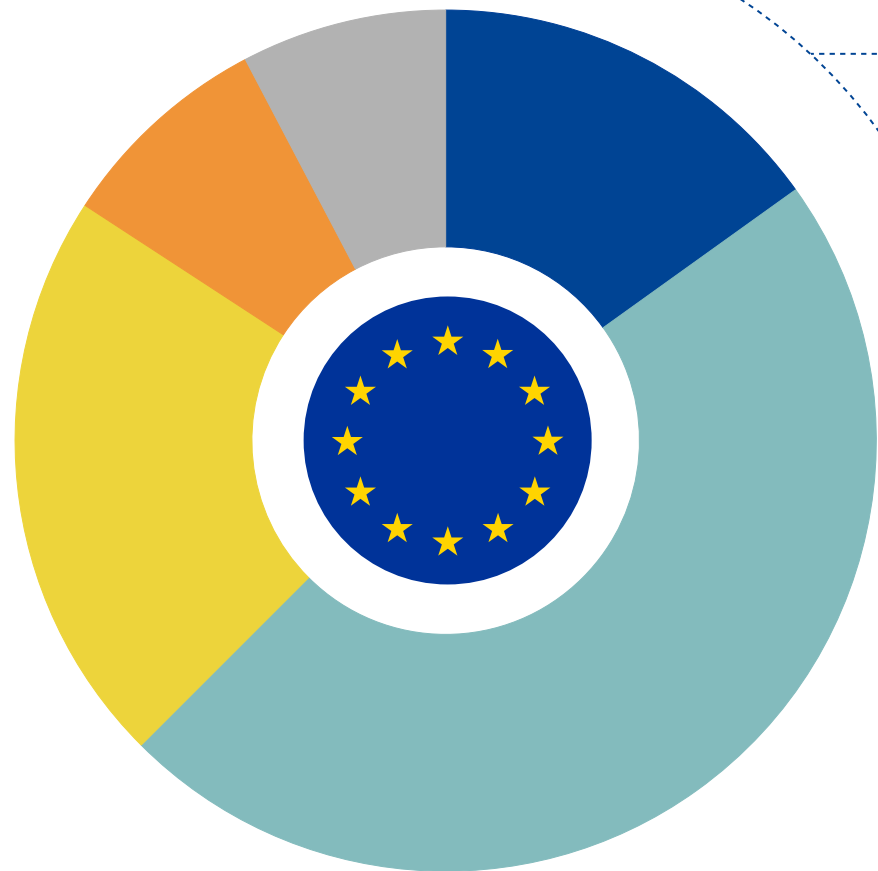
— Totally agree    
 — Tend to agree    
 — Tend to disagree    
 — Totally disagree    
 — Don't know



# Q3\_1

How much do you agree or disagree with each of the following statements?  
*Since the war in Ukraine started, the EU has been united in responding to the war*

## EU27 average



- **15%** Totally agree
- **47%** Tend to agree
- **22%** Tend to disagree
- **8%** Totally disagree
- **8%** Don't know

## Occupation (%)



Self-employed	16	45	25	9	5
Employee	15	47	22	8	7
Manual worker	16	42	23	10	9
Not working	15	49	20	8	8

## Gender (%)



Male	16	47	23	10	4
Female	14	48	21	6	11

## Age (%)



15-24	15	45	24	8	8
25-39	16	43	23	9	9
40-54	15	47	21	9	9
55+	15	51	21	7	6

## Education (age when completed) (%)



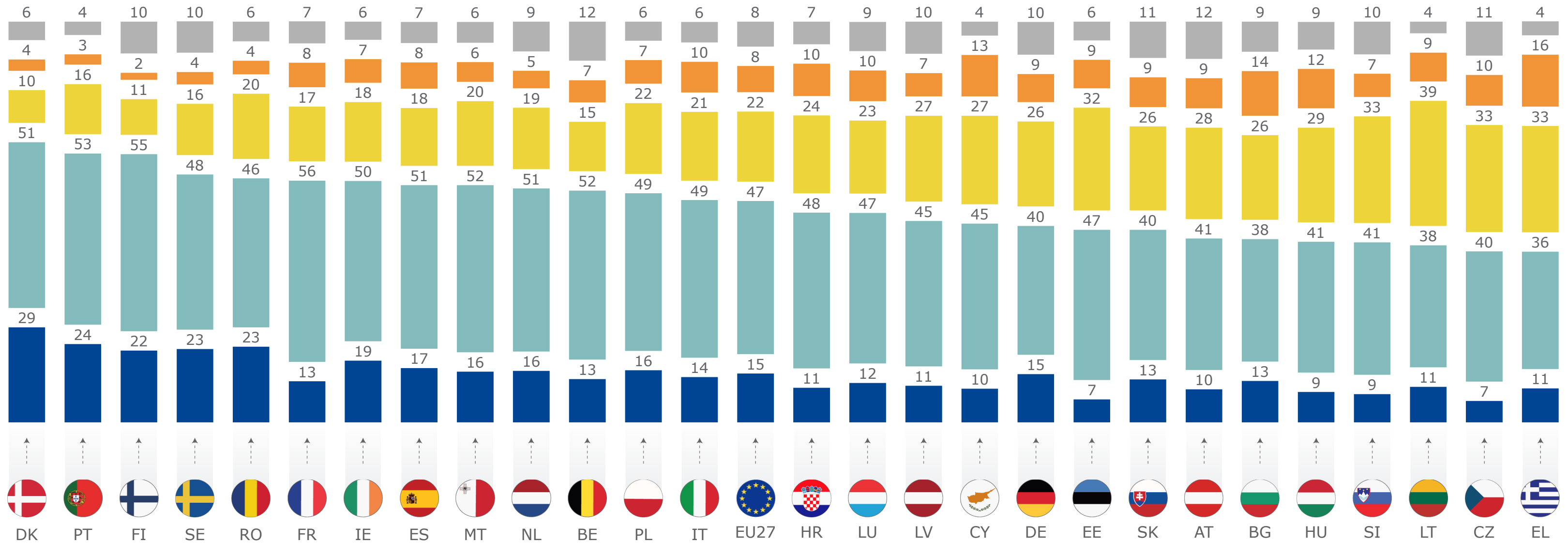
Up to 15 years	15	48	20	7	9
16-19 years	15	45	22	9	9
20+ years	16	49	21	8	6
Still studying	14	46	24	8	8

# Q3\_1

How much do you agree or disagree with each of the following statements?  
*Since the war in Ukraine started, the EU has been united in responding to the war*

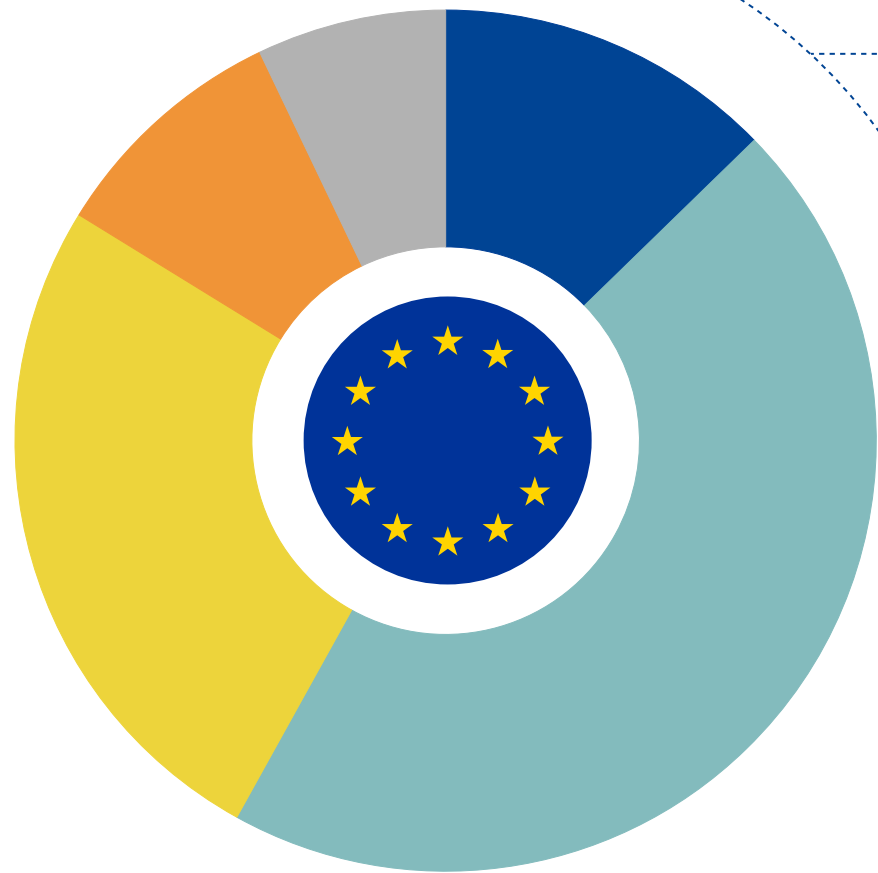


— Totally agree     
 — Tend to agree     
 — Tend to disagree     
 — Totally disagree     
 — Don't know



How much do you agree or disagree with each of the following statements?  
*The European Union was fast in responding to the war in Ukraine*

EU27 average



- **13%** Totally agree
- **45%** Tend to agree
- **26%** Tend to disagree
- **9%** Totally disagree
- **7%** Don't know

Occupation (%)



Self-employed	15	42	28	10	6
Employee	12	45	27	10	6
Manual worker	12	39	27	13	9
Not working	13	47	25	8	8

Gender (%)



Male	14	44	26	12	4
Female	11	46	25	7	10

Age (%)



15-24	12	45	28	8	8
25-39	14	41	26	11	8
40-54	13	45	25	10	7
55+	12	48	25	8	7

Education (age when completed) (%)



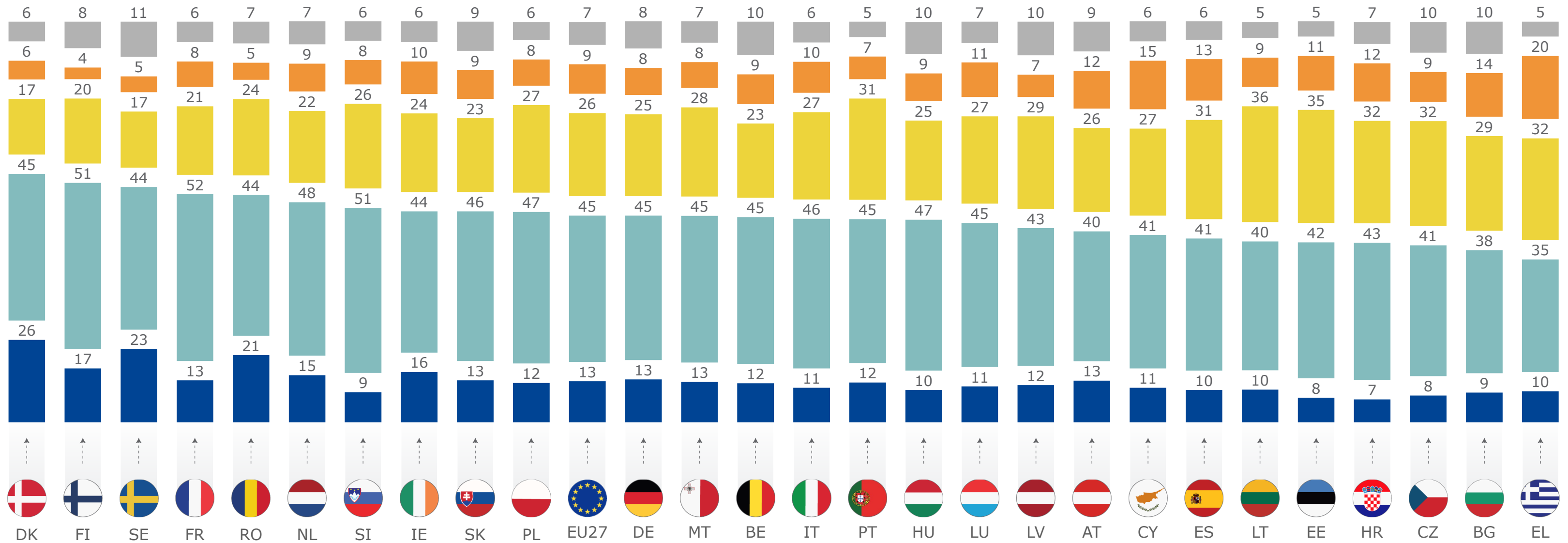
Up to 15 years	11	44	29	9	7
16-19 years	13	45	24	9	9
20+ years	13	47	25	9	6
Still studying	12	43	29	9	7



How much do you agree or disagree with each of the following statements?  
*The European Union was fast in responding to the war in Ukraine*

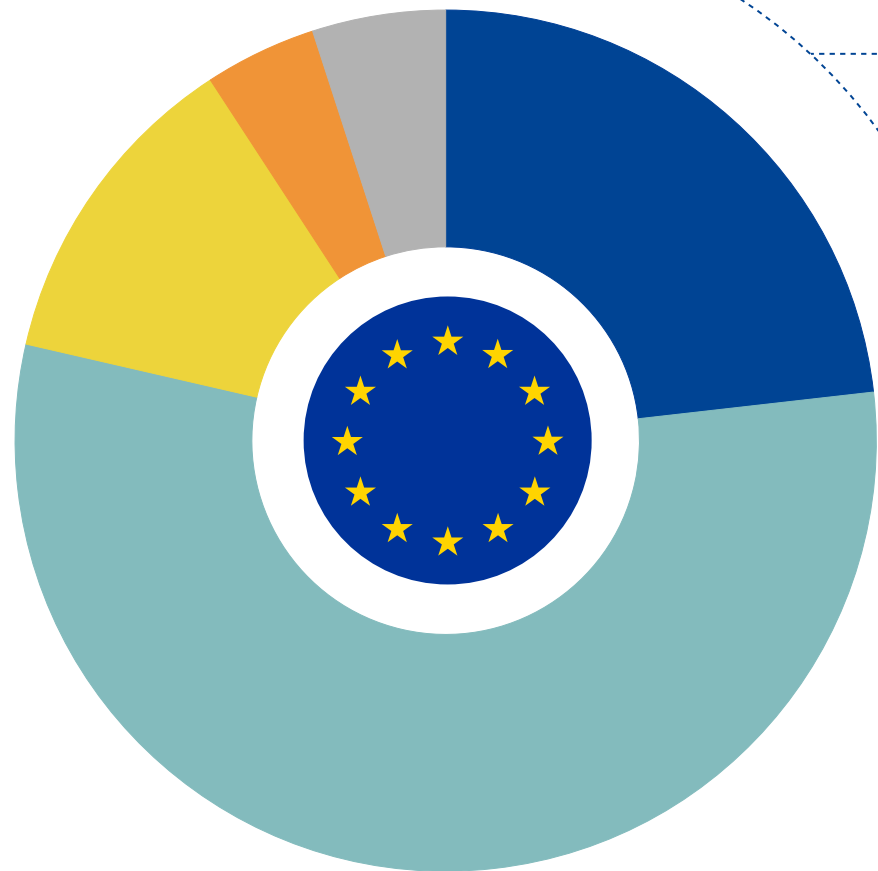


— Totally agree     
 — Tend to agree     
 — Tend to disagree     
 — Totally disagree     
 — Don't know



How much do you agree or disagree with each of the following statements?  
*Since the war started, the EU has shown solidarity with Ukraine*

EU27 average



- **23%** Totally agree
- **55%** Tend to agree
- **12%** Tend to disagree
- **4%** Totally disagree
- **5%** Don't know

Occupation (%)



Self-employed	26	49	17	5	4
Employee	22	55	13	5	5
Manual worker	22	51	15	6	7
Not working	24	58	10	3	5

Gender (%)



Male	25	54	13	5	3
Female	22	57	11	4	7

Age (%)



15-24	20	55	14	5	7
25-39	22	52	16	5	6
40-54	24	53	13	5	5
55+	25	59	10	3	4

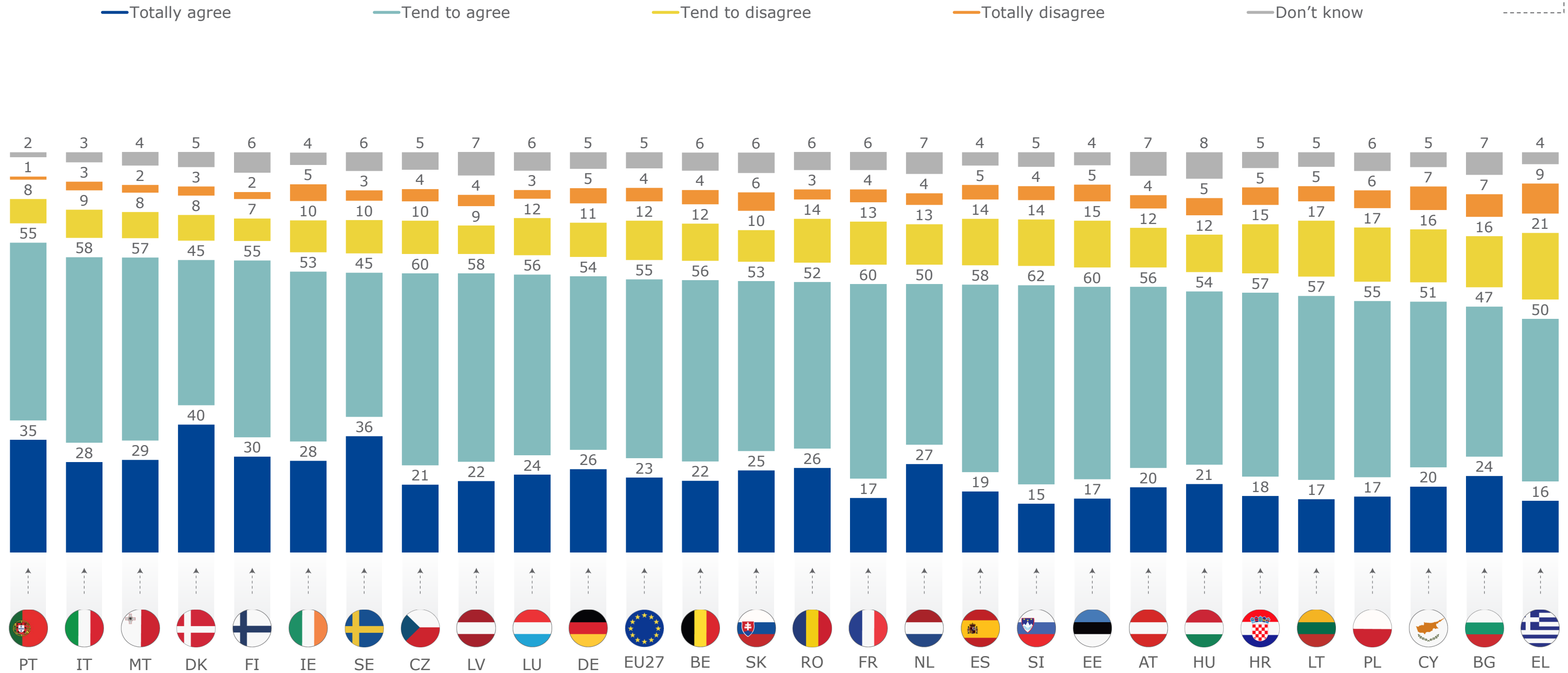
Education (age when completed) (%)



Up to 15 years	24	55	14	4	4
16-19 years	24	55	11	4	6
20+ years	23	56	13	4	4
Still studying	22	55	13	5	6

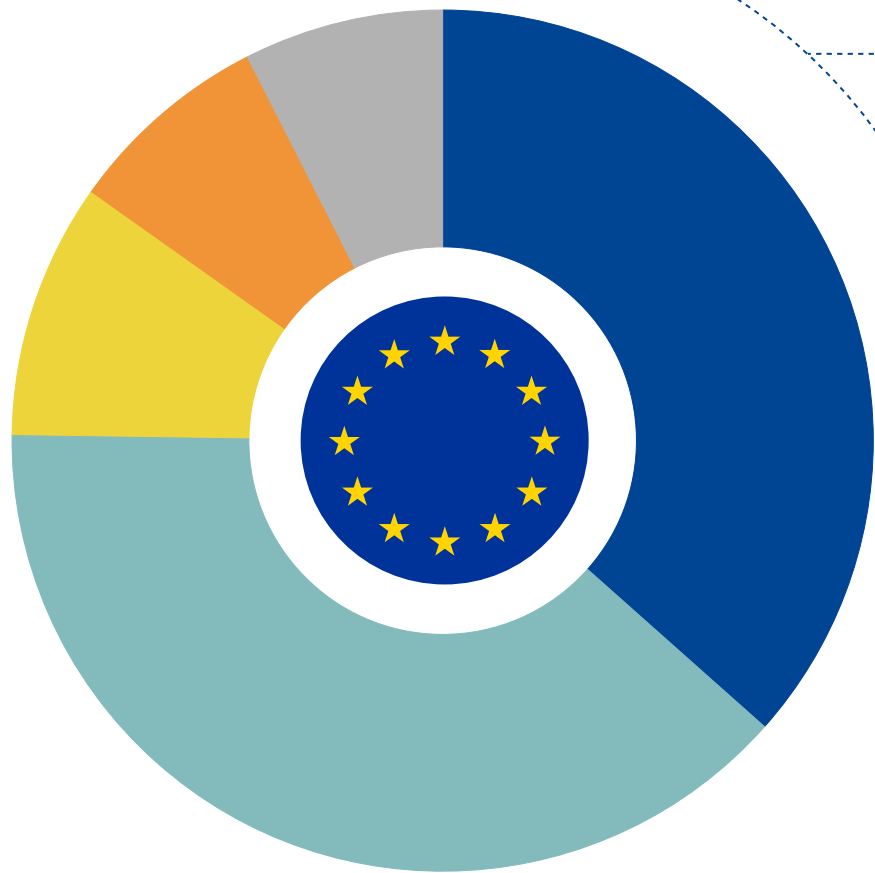
# Q3\_3

How much do you agree or disagree with each of the following statements?  
*Since the war started, the EU has shown solidarity with Ukraine*



How much do you agree or disagree with each of the following statements?  
*The war in Ukraine shows we need greater military cooperation within the EU*

EU27 average



- **37%** Totally agree
- **39%** Tend to agree
- **10%** Tend to disagree
- **8%** Totally disagree
- **8%** Don't know

Occupation (%)



Self-employed	37	39	11	9	5
Employee	36	39	10	8	6
Manual worker	32	37	12	10	9
Not working	38	39	8	7	9

Gender (%)



Male	40	38	10	9	4
Female	34	40	10	7	10

Age (%)



15-24	29	43	14	7	8
25-39	32	41	11	8	8
40-54	37	37	10	8	8
55+	41	38	7	7	7

Education (age when completed) (%)



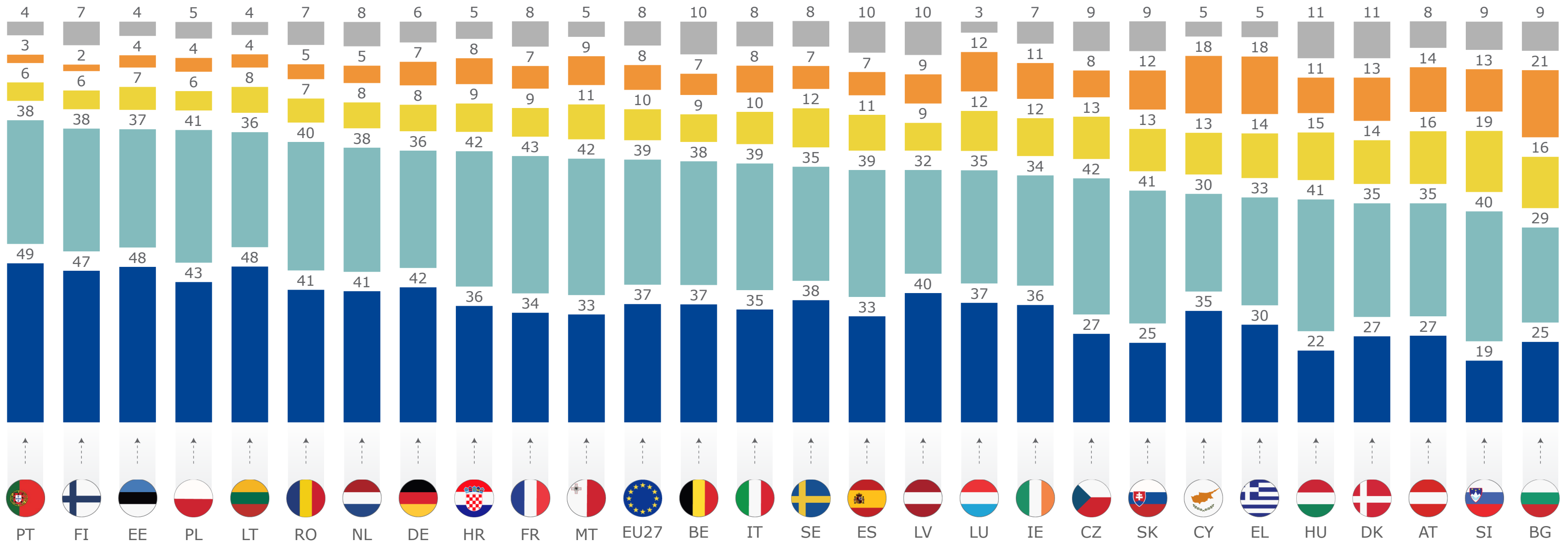
Up to 15 years	36	37	10	8	9
16-19 years	37	38	9	7	8
20+ years	38	38	9	8	6
Still studying	28	44	12	7	9

# Q3\_4

How much do you agree or disagree with each of the following statements?  
*The war in Ukraine shows we need greater military cooperation within the EU*

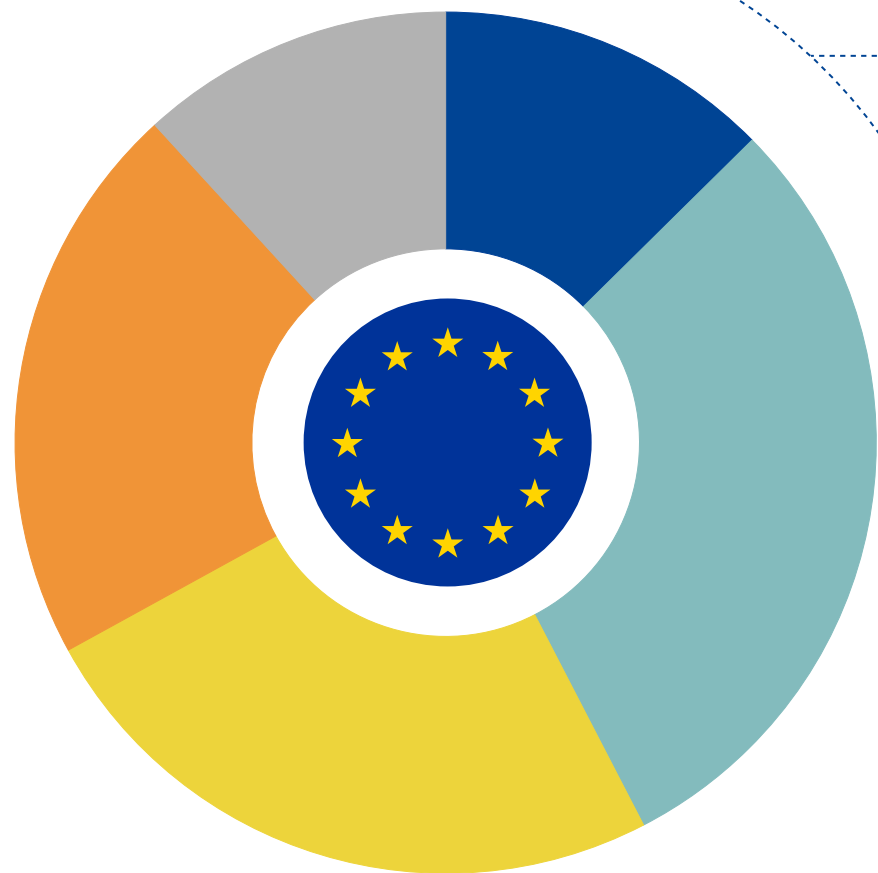


— Totally agree     
 — Tend to agree     
 — Tend to disagree     
 — Totally disagree     
 — Don't know



How much do you agree or disagree with each of the following statements?  
*I feel more European since the war in Ukraine*

EU27 average



- **13%** Totally agree
- **30%** Tend to agree
- **25%** Tend to disagree
- **21%** Totally disagree
- **12%** Don't know

Occupation (%)



Self-employed	13	31	25	22	9
Employee	13	29	26	21	11
Manual worker	13	27	24	25	10
Not working	13	31	24	21	13

Gender (%)



Male	14	32	25	21	9
Female	11	28	25	22	15

Age (%)



15-24	9	26	30	20	14
25-39	11	27	25	24	13
40-54	13	27	24	24	12
55+	15	34	23	18	10

Education (age when completed) (%)



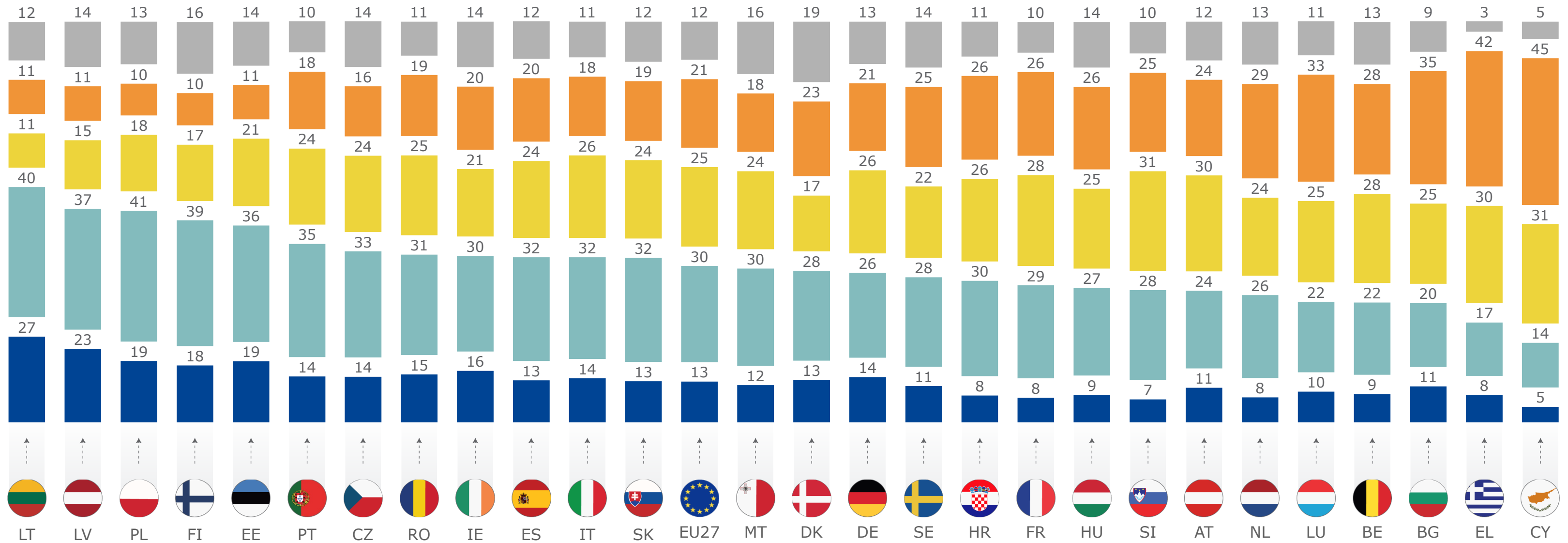
Up to 15 years	12	29	25	19	14
16-19 years	12	30	25	21	12
20+ years	14	30	24	22	10
Still studying	10	25	29	21	15

# Q3\_5

How much do you agree or disagree with each of the following statements?  
*I feel more European since the war in Ukraine*

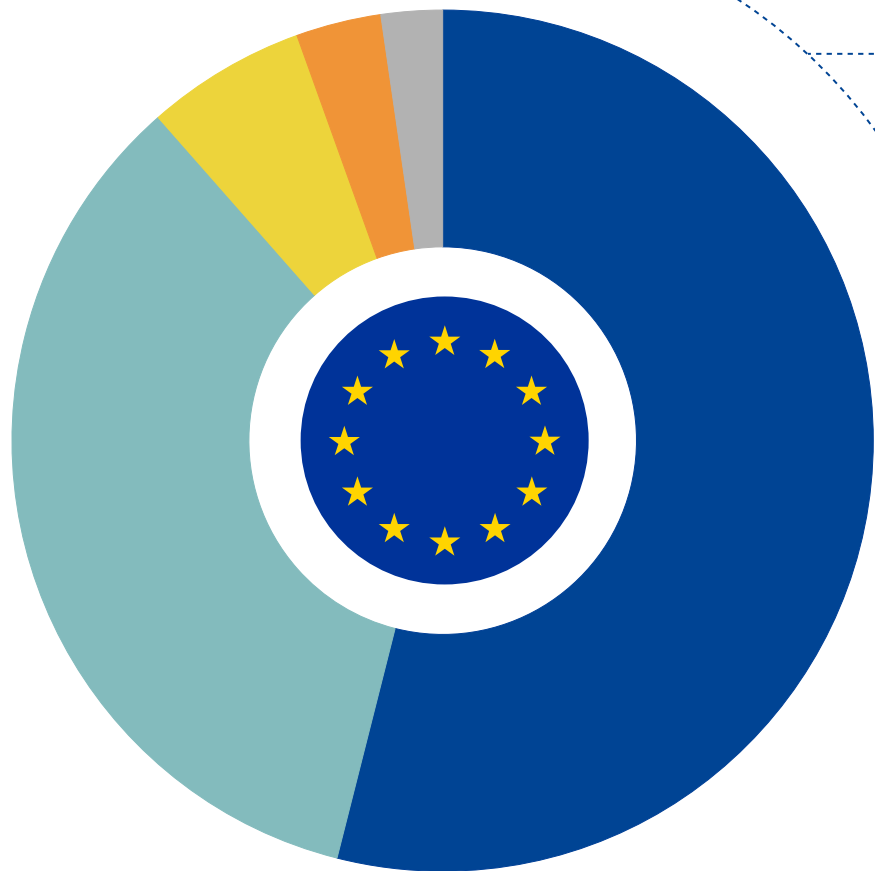


— Totally agree     
 — Tend to agree     
 — Tend to disagree     
 — Totally disagree     
 — Don't know



How much do you agree or disagree with each of the following statements?  
*I feel sympathy towards Ukrainians*

EU27 average



- **54%** Totally agree
- **35%** Tend to agree
- **6%** Tend to disagree
- **3%** Totally disagree
- **2%** Don't know

Occupation (%)



Self-employed	53	33	7	43
Employee	51	37	7	42
Manual worker	51	30	12	53
Not working	57	34	5	32

Gender (%)



Male	51	36	7	42
Female	57	33	5	23

Age (%)



15-24	48	35	11	52
25-39	50	35	8	42
40-54	52	36	6	43
55+	59	33	4	22

Education (age when completed) (%)



Up to 15 years	52	36	6	43
16-19 years	55	34	6	33
20+ years	55	35	5	32
Still studying	50	36	9	32

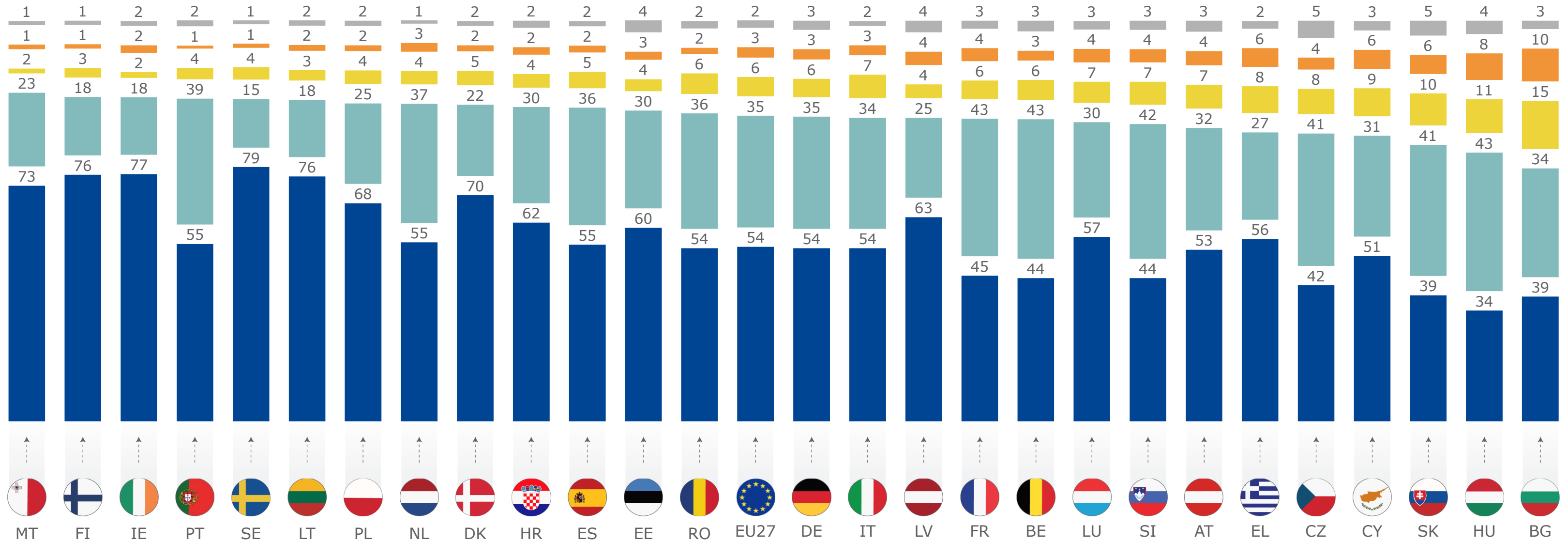


# Q3\_6

How much do you agree or disagree with each of the following statements?  
*I feel sympathy towards Ukrainians*

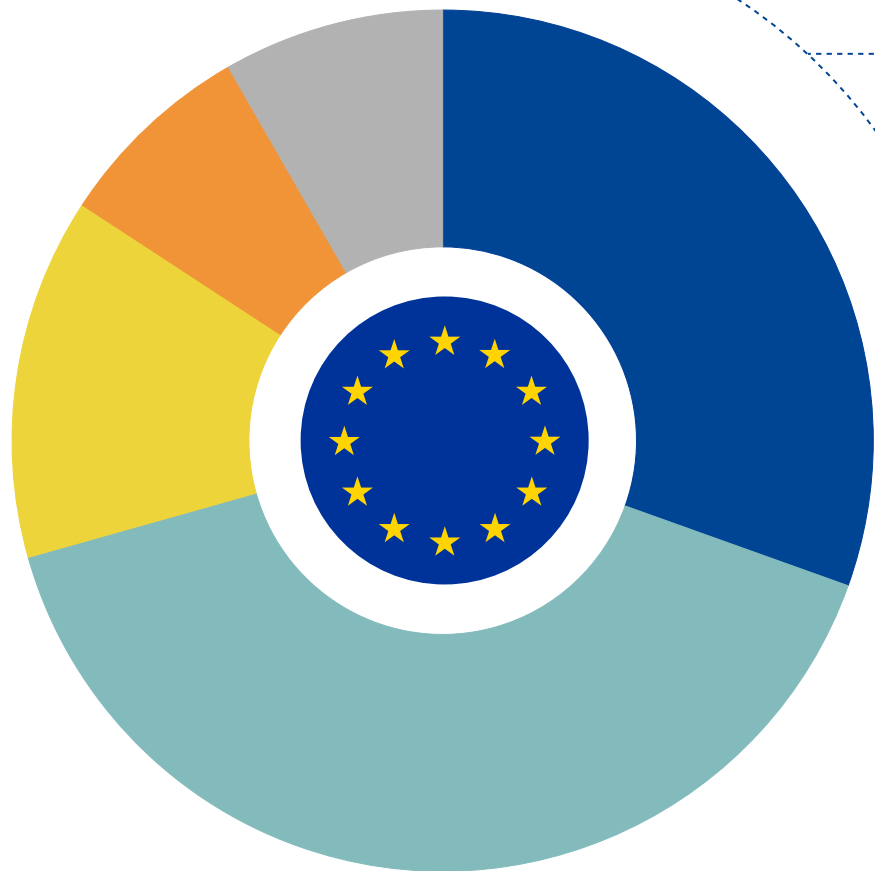


— Totally agree     
 — Tend to agree     
 — Tend to disagree     
 — Totally disagree     
 — Don't know



How much do you agree or disagree with each of the following statements?  
*Ukraine is part of the European family*

EU27 average



- **31%** Totally agree
- **40%** Tend to agree
- **14%** Tend to disagree
- **8%** Totally disagree
- **8%** Don't know

Occupation (%)



Self-employed	32	38	16	8	6
Employee	29	40	15	8	9
Manual worker	28	41	12	11	8
Not working	32	41	12	7	8

Gender (%)



Male	31	40	15	9	6
Female	30	41	13	6	10

Age (%)



15-24	29	41	16	7	8
25-39	29	39	15	9	9
40-54	29	38	14	9	10
55+	33	42	12	6	7

Education (age when completed) (%)

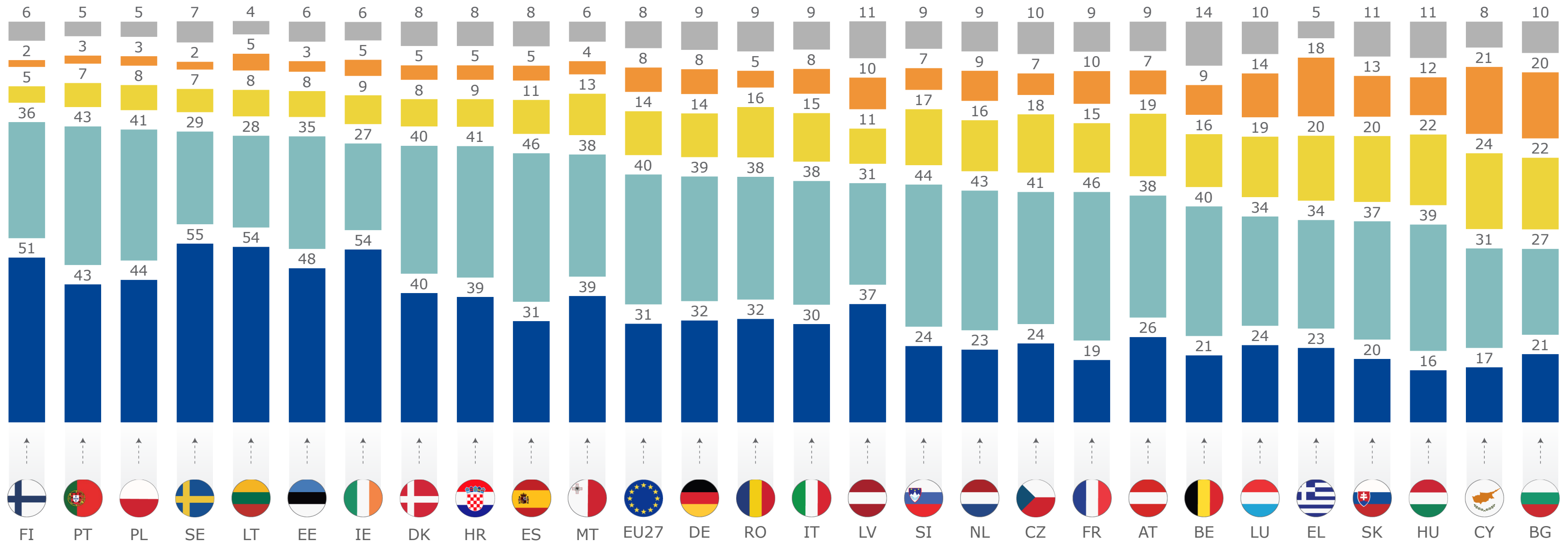


Up to 15 years	30	41	15	7	8
16-19 years	30	40	14	7	9
20+ years	31	40	13	8	7
Still studying	30	41	15	6	9

How much do you agree or disagree with each of the following statements?  
*Ukraine is part of the European family*

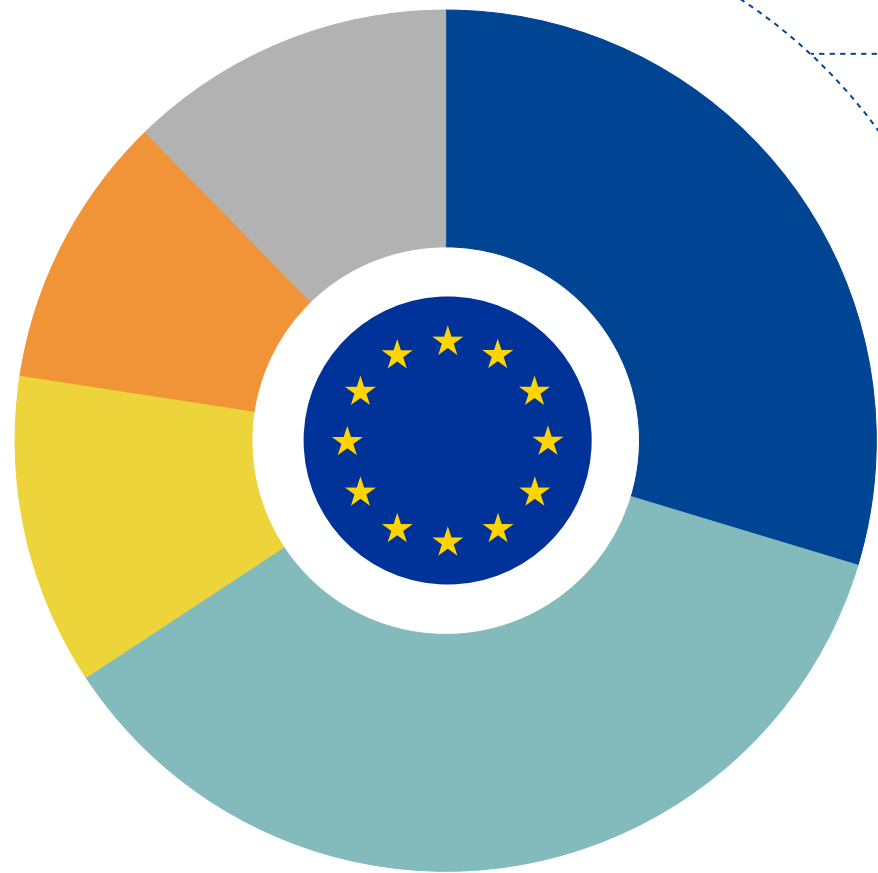


— Totally agree     
 — Tend to agree     
 — Tend to disagree     
 — Totally disagree     
 — Don't know



How much do you agree or disagree with each of the following statements?  
*Ukraine should join the EU when it is ready*

EU27 average



- **30%** Totally agree
- **36%** Tend to agree
- **12%** Tend to disagree
- **10%** Totally disagree
- **12%** Don't know

Occupation (%)



Self-employed	30	36	14	11	10
Employee	28	36	13	10	12
Manual worker	30	33	13	14	11
Not working	31	36	10	10	13

Gender (%)



Male	31	36	13	12	9
Female	29	36	11	9	16

Age (%)



15-24	28	39	14	9	10
25-39	28	36	12	11	12
40-54	29	33	12	12	14
55+	32	37	10	10	12

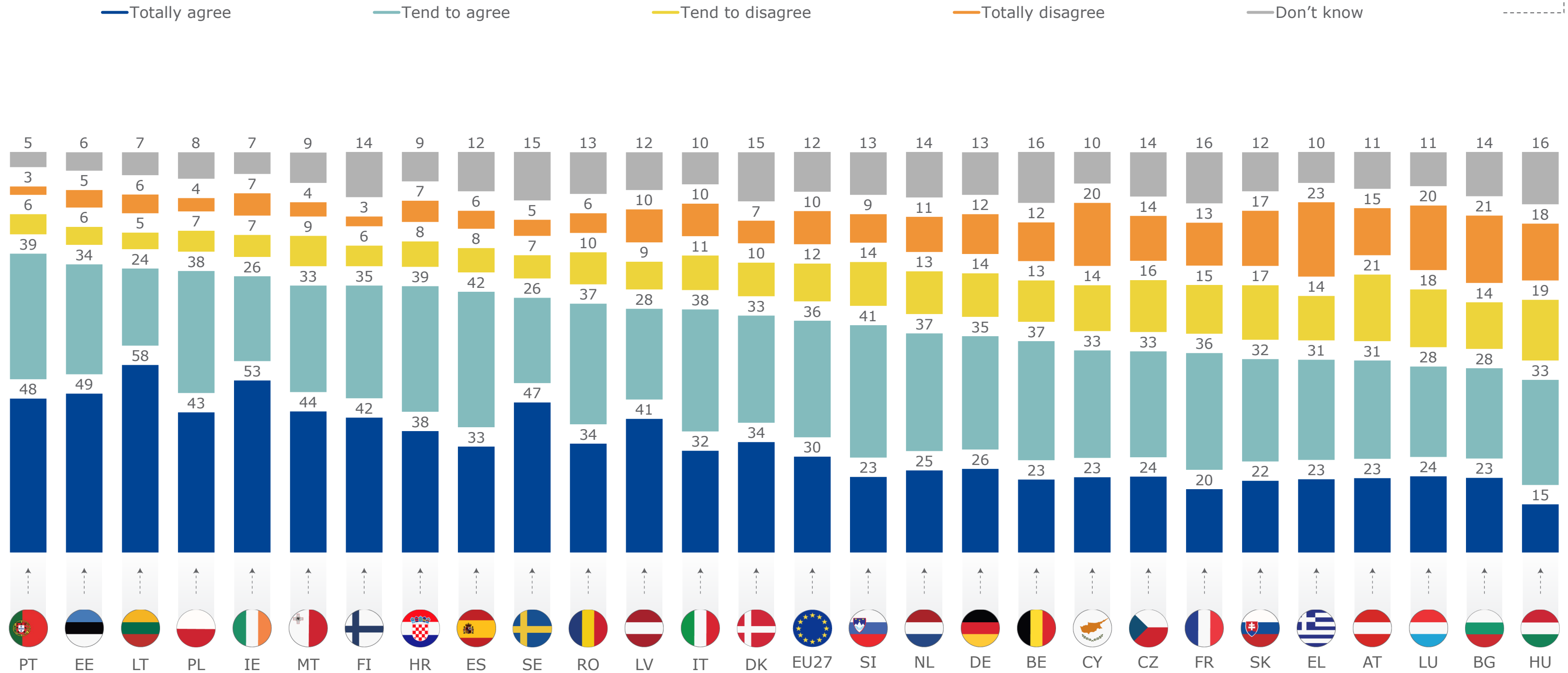
Education (age when completed) (%)



Up to 15 years	30	36	13	9	13
16-19 years	29	36	11	11	13
20+ years	30	36	12	11	11
Still studying	30	38	12	8	12

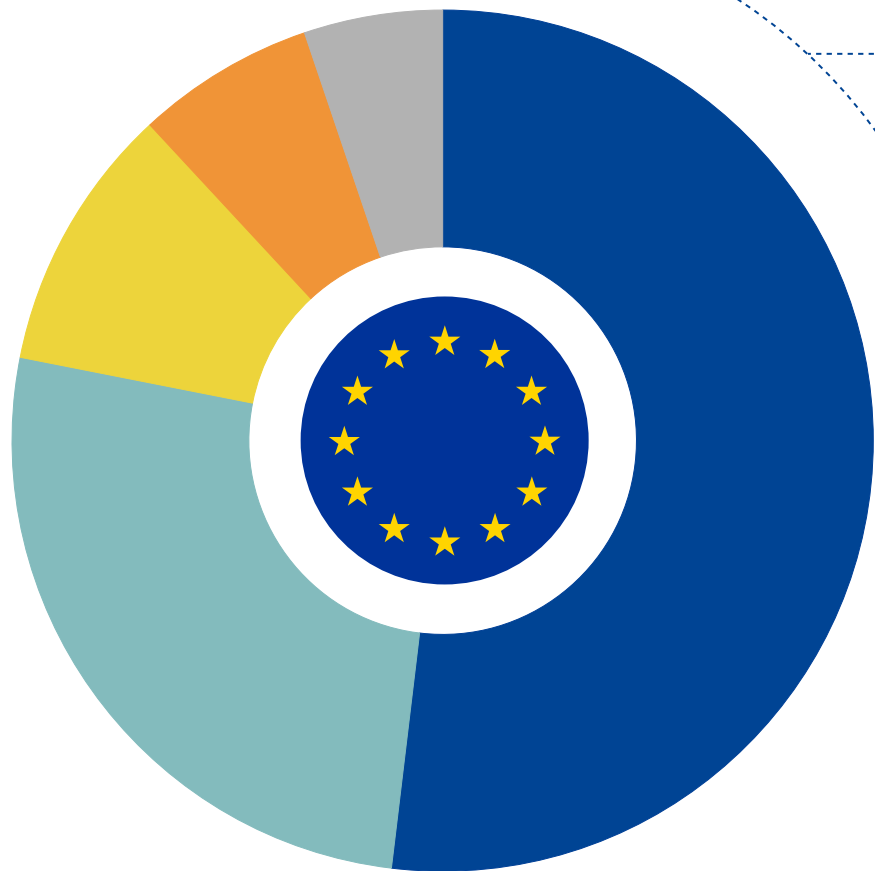
# Q3\_8

How much do you agree or disagree with each of the following statements?  
*Ukraine should join the EU when it is ready*



How much do you agree or disagree with each of the following statements?  
*Russian authorities are responsible first and foremost for the current situation*

EU27 average



- **52%** Totally agree
- **26%** Tend to agree
- **10%** Tend to disagree
- **7%** Totally disagree
- **5%** Don't know

Occupation (%)



Self-employed	47	29	12	8	5
Employee	50	27	11	7	5
Manual worker	47	28	12	10	4
Not working	56	25	9	6	6

Gender (%)



Male	52	25	11	8	4
Female	51	27	9	6	6

Age (%)



15-24	43	32	12	8	5
25-39	45	30	13	8	5
40-54	51	26	10	7	6
55+	59	23	8	5	5

Education (age when completed) (%)

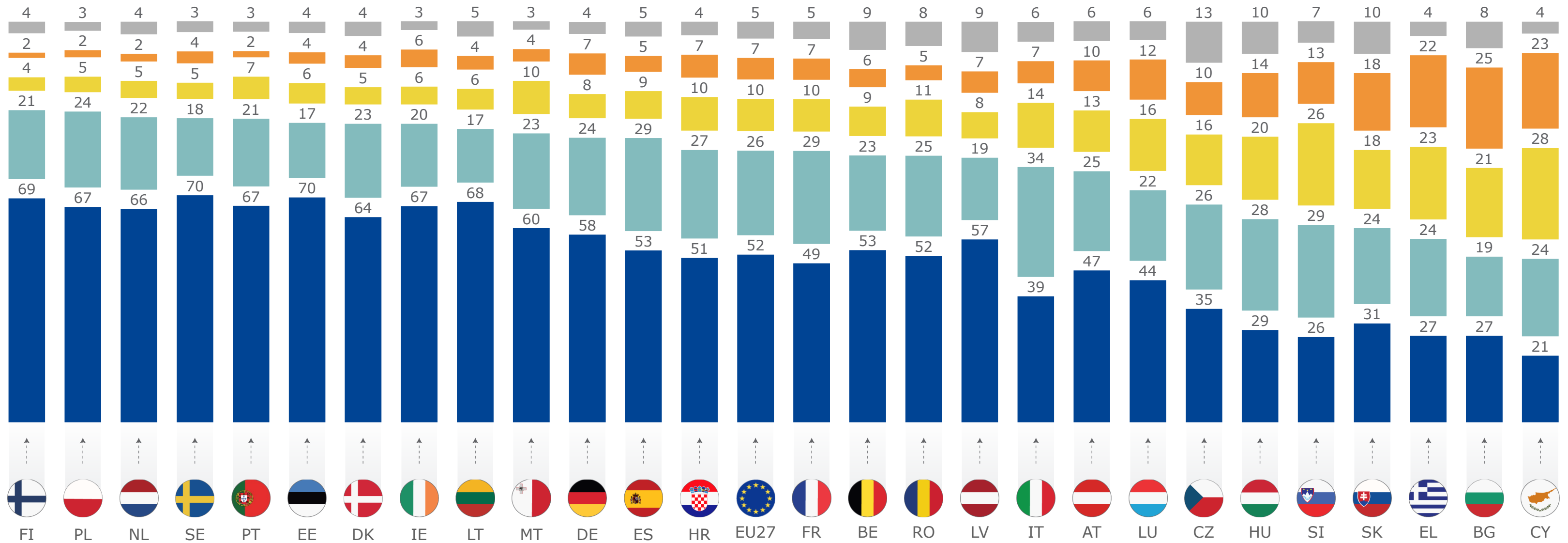


Up to 15 years	53	25	12	5	6
16-19 years	54	24	10	7	6
20+ years	53	27	10	7	5
Still studying	45	32	11	7	5

How much do you agree or disagree with each of the following statements?  
*Russian authorities are responsible first and foremost for the current situation*

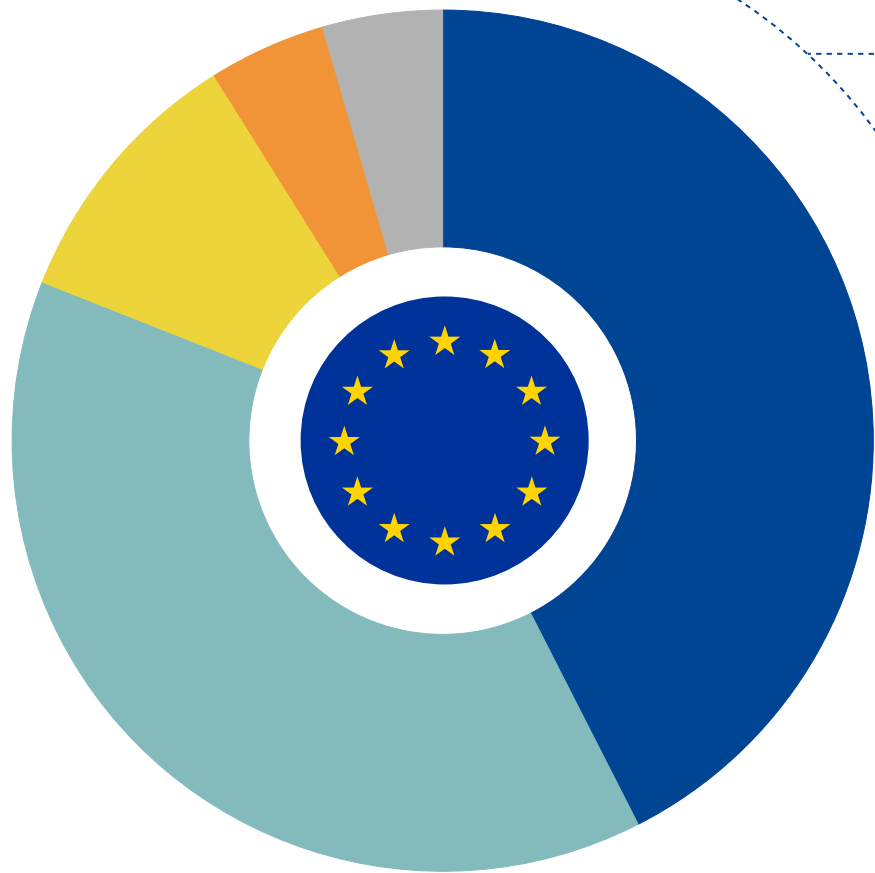


— Totally agree      — Tend to agree      — Tend to disagree      — Totally disagree      — Don't know



How much do you agree or disagree with each of the following statements?  
*A distinction should be made between the Russian leadership and Russian people*

EU27 average



- **43%** Totally agree
- **39%** Tend to agree
- **10%** Tend to disagree
- **4%** Totally disagree
- **5%** Don't know

Occupation (%)



Self-employed	42	37	12	6	4
Employee	42	38	11	5	4
Manual worker	40	38	12	5	6
Not working	44	39	9	4	4

Gender (%)



Male	43	38	11	6	3
Female	43	39	9	3	6

Age (%)



15-24	42	37	12	5	5
25-39	41	37	12	5	5
40-54	42	38	9	5	5
55+	43	40	9	4	4

Education (age when completed) (%)



Up to 15 years	39	42	11	4	5
16-19 years	42	39	10	4	6
20+ years	43	38	10	5	4
Still studying	46	38	9	4	3

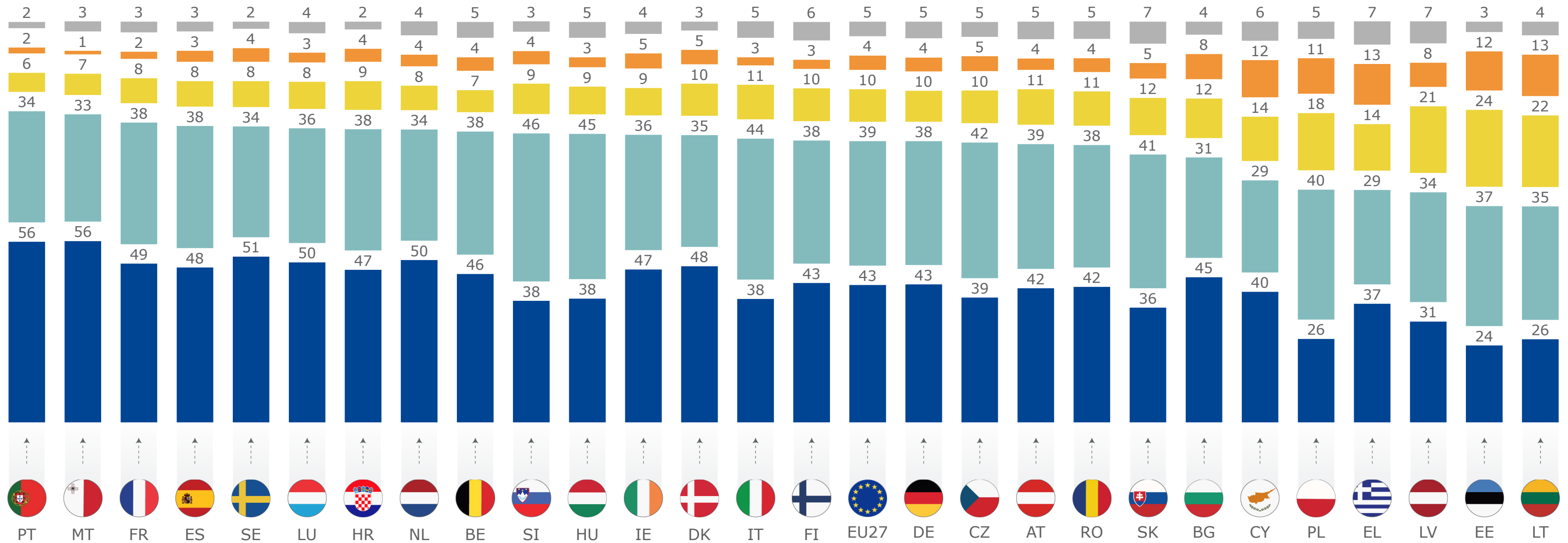


# Q3\_10

How much do you agree or disagree with each of the following statements?  
*A distinction should be made between the Russian leadership and Russian people*

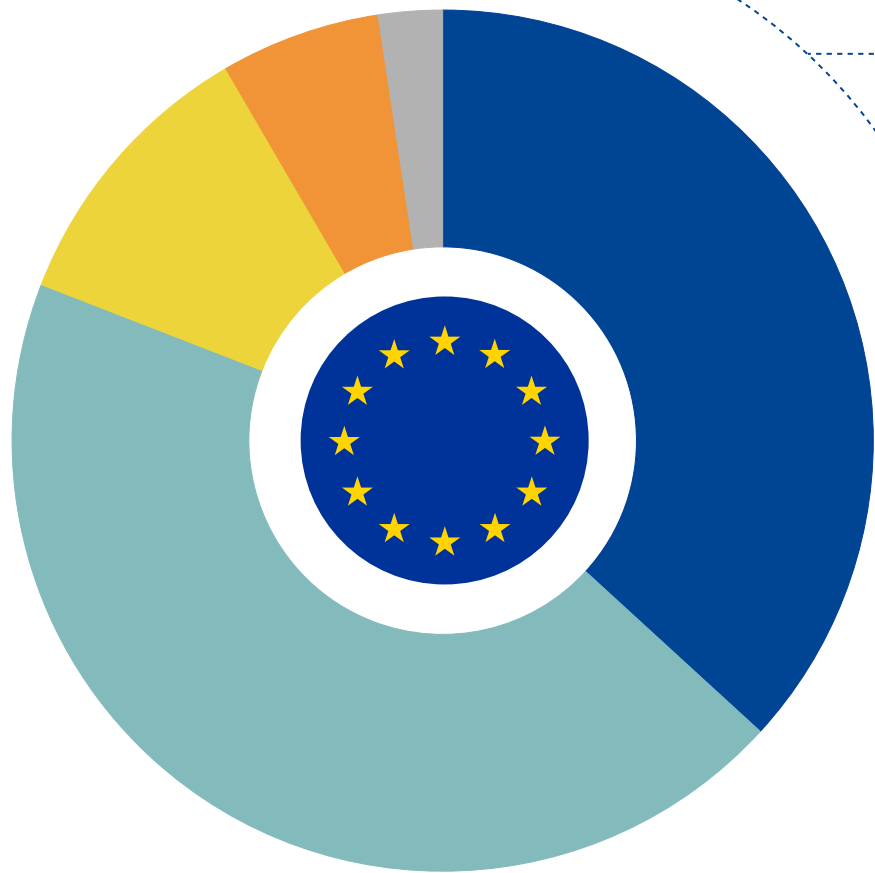


— Totally agree     
 — Tend to agree     
 — Tend to disagree     
 — Totally disagree     
 — Don't know



How much do you agree or disagree with each of the following statements?  
*I am personally worried about the war in Ukraine*

EU27 average



- **37%** Totally agree
- **44%** Tend to agree
- **11%** Tend to disagree
- **6%** Totally disagree
- **2%** Don't know

Occupation (%)



Self-employed	39	42	11	7	2
Employee	33	46	12	6	3
Manual worker	35	39	13	9	4
Not working	40	44	9	6	2

Gender (%)



Male	35	44	12	7	2
Female	39	45	9	5	3

Age (%)



15-24	28	44	16	9	3
25-39	30	46	14	7	3
40-54	36	44	11	6	3
55+	43	43	7	5	2

Education (age when completed) (%)



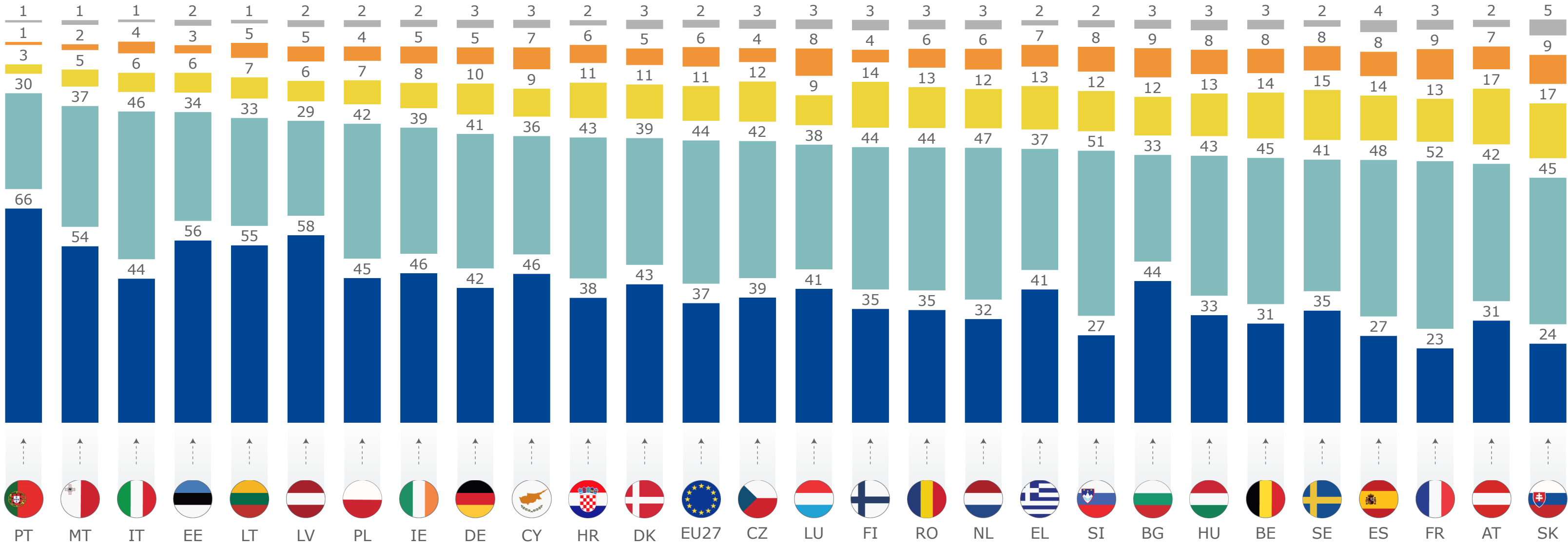
Up to 15 years	35	45	11	7	3
16-19 years	38	44	10	6	2
20+ years	38	45	10	6	2
Still studying	32	44	15	8	3

Q3\_11

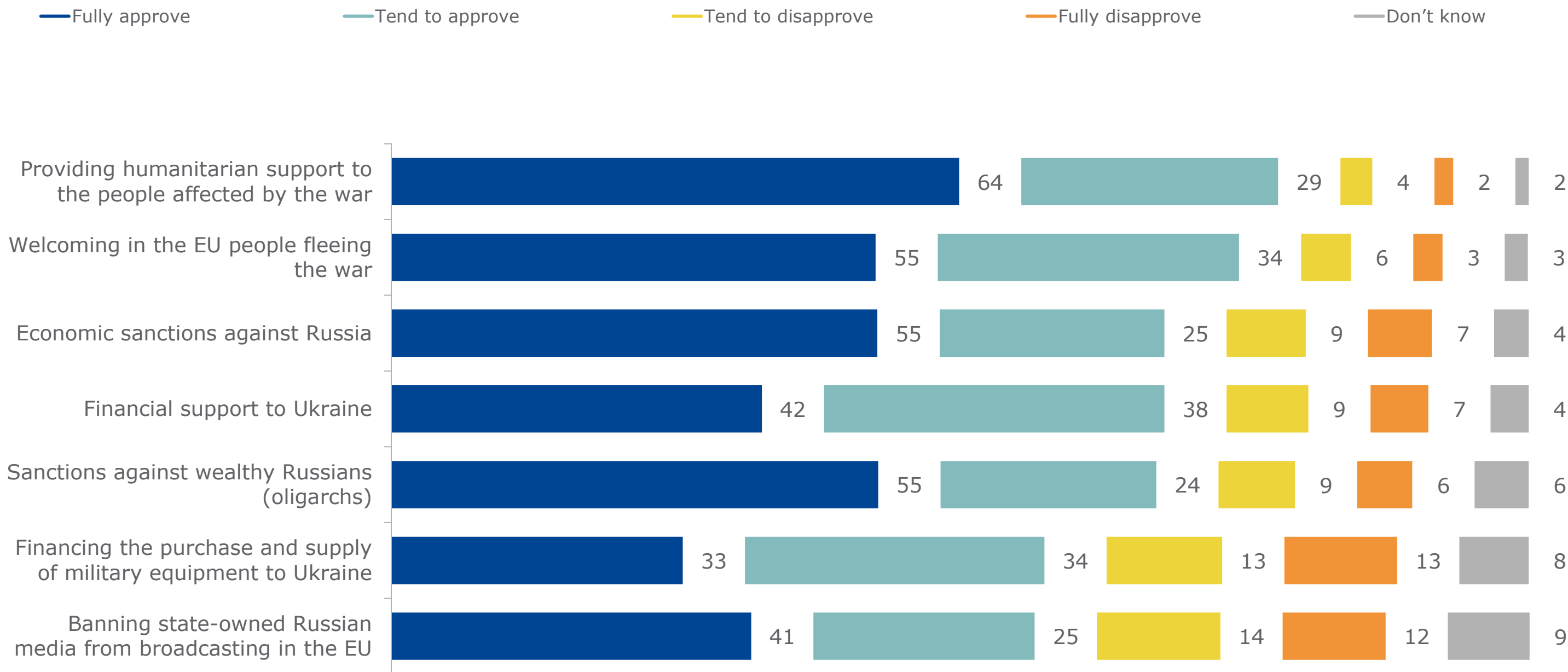
How much do you agree or disagree with each of the following statements?  
*I am personally worried about the war in Ukraine*



— Totally agree     
 — Tend to agree     
 — Tend to disagree     
 — Totally disagree     
 — Don't know



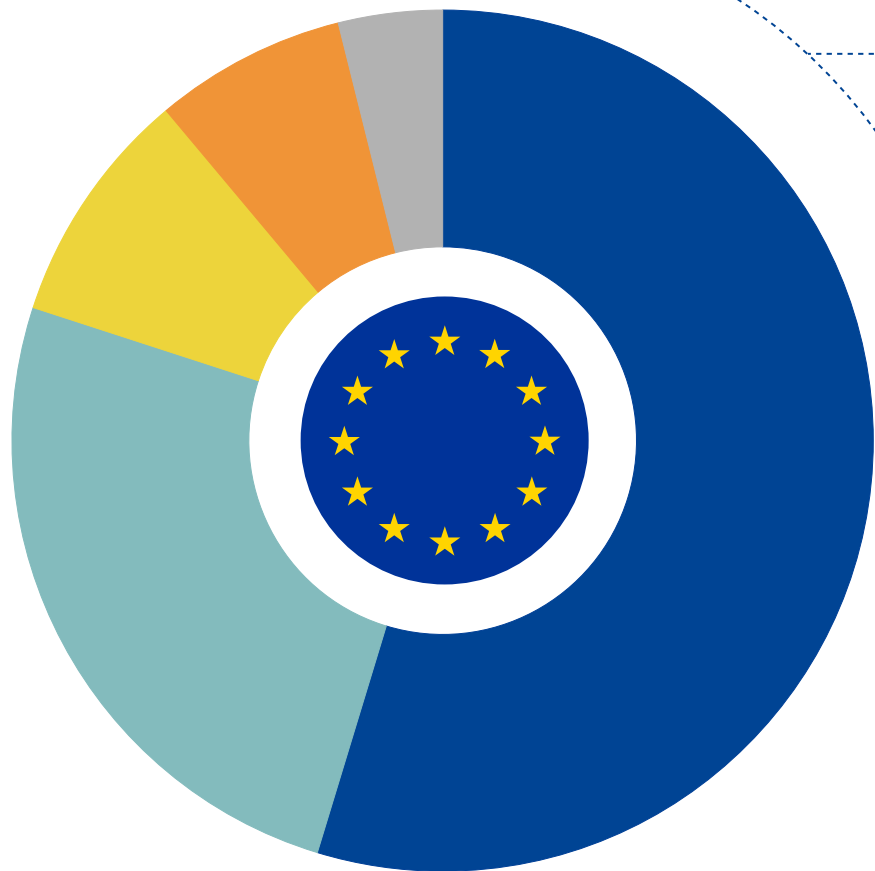
For each of the following measures that have been announced by the EU to respond to the war in Ukraine, please tell me if you approve them or not.



For each of the following measures that have been announced by the EU to respond to the war in Ukraine, please tell me if you approve them or not.

*Economic sanctions against Russia*

**EU27 average**



- **55%** Fully approve
- **25%** Tend to approve
- **9%** Tend to disapprove
- **7%** Fully disapprove
- **4%** Don't know

**Occupation (%)**



Self-employed	51	27	11	9	2
Employee	54	26	9	7	4
Manual worker	46	27	14	10	4
Not working	57	24	7	7	4

**Gender (%)**



Male	56	24	9	8	2
Female	53	26	9	6	6

**Age (%)**



15-24	46	29	13	8	4
25-39	48	28	11	8	5
40-54	54	26	9	7	4
55+	62	22	7	6	3

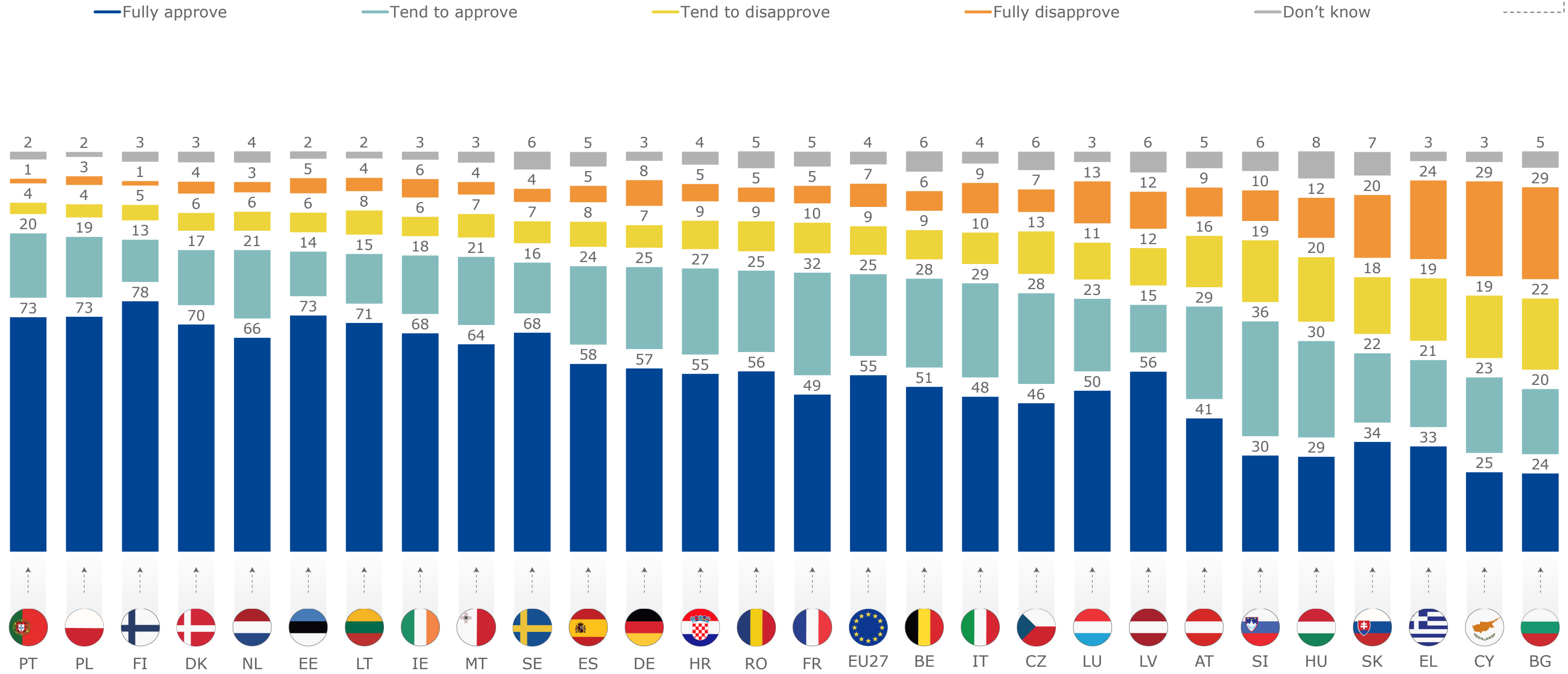
**Education (age when completed) (%)**



Up to 15 years	52	27	10	7	4
16-19 years	55	24	9	8	4
20+ years	57	25	8	7	4
Still studying	49	29	11	7	4

For each of the following measures that have been announced by the EU to respond to the war in Ukraine, please tell me if you approve them or not.

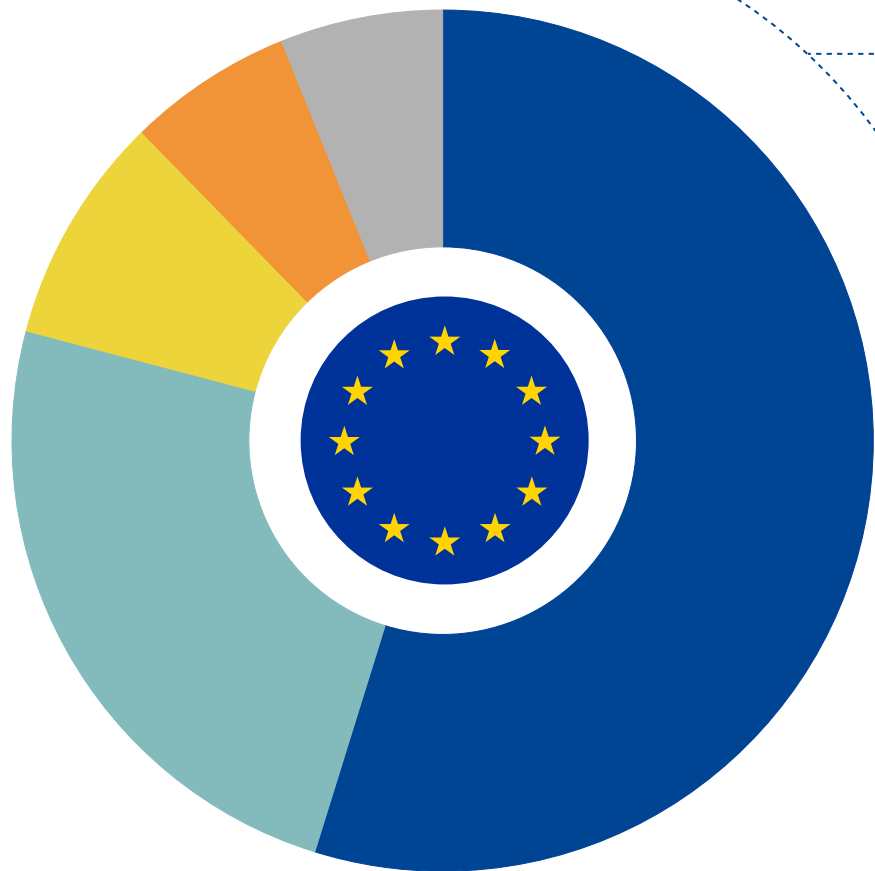
*Economic sanctions against Russia*



For each of the following measures that have been announced by the EU to respond to the war in Ukraine, please tell me if you approve them or not.

Sanctions against wealthy Russians (oligarchs)

EU27 average



- **55%** Fully approve
- **24%** Tend to approve
- **9%** Tend to disapprove
- **6%** Fully disapprove
- **6%** Don't know

Occupation (%)



Self-employed	51	27	10	8	4
Employee	53	25	9	6	6
Manual worker	49	25	13	7	6
Not working	58	23	7	6	6

Gender (%)



Male	57	23	9	7	4
Female	53	25	9	5	8

Age (%)



15-24	42	28	14	8	8
25-39	47	28	11	7	7
40-54	54	25	8	7	6
55+	63	21	6	5	5

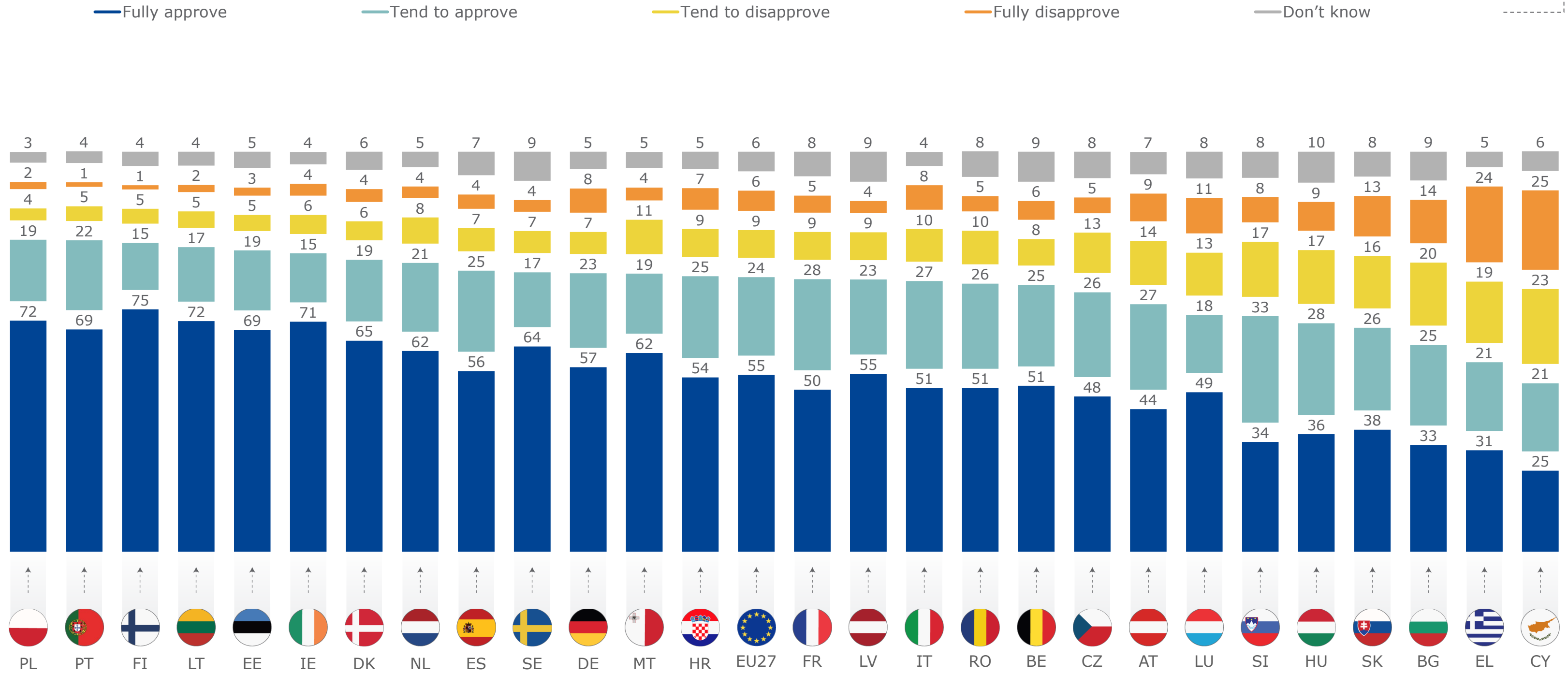
Education (age when completed) (%)



Up to 15 years	55	23	11	6	5
16-19 years	56	24	8	6	7
20+ years	57	24	8	6	5
Still studying	46	28	13	6	7

For each of the following measures that have been announced by the EU to respond to the war in Ukraine, please tell me if you approve them or not.

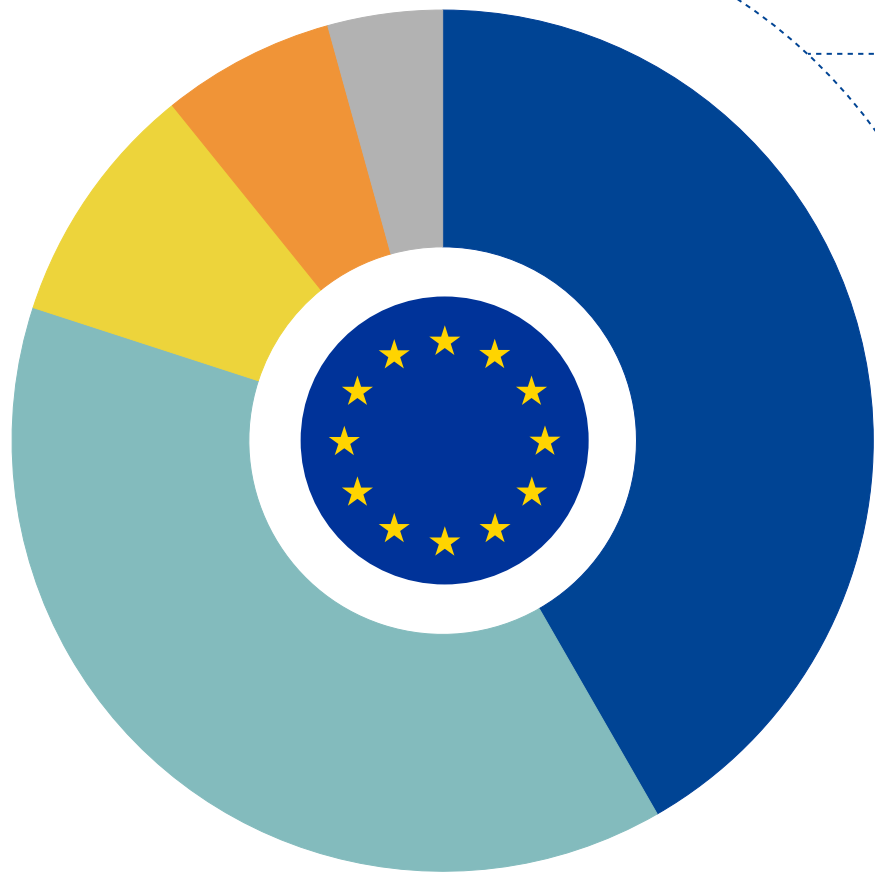
*Sanctions against wealthy Russians (oligarchs)*





For each of the following measures that have been announced by the EU to respond to the war in Ukraine, please tell me if you approve them or not.  
*Financial support to Ukraine*

EU27 average



42% Fully approve

38% Tend to approve

9% Tend to disapprove

7% Fully disapprove

4% Don't know

Occupation (%)



Self-employed	42	37	10	8	4
Employee	40	39	11	6	4
Manual worker	34	38	13	10	5
Not working	45	38	7	6	5

Gender (%)



Male	43	37	10	7	3
Female	40	39	9	6	6

Age (%)



15-24	37	40	12	7	4
25-39	36	39	12	7	4
40-54	40	38	10	7	5
55+	47	38	6	5	4

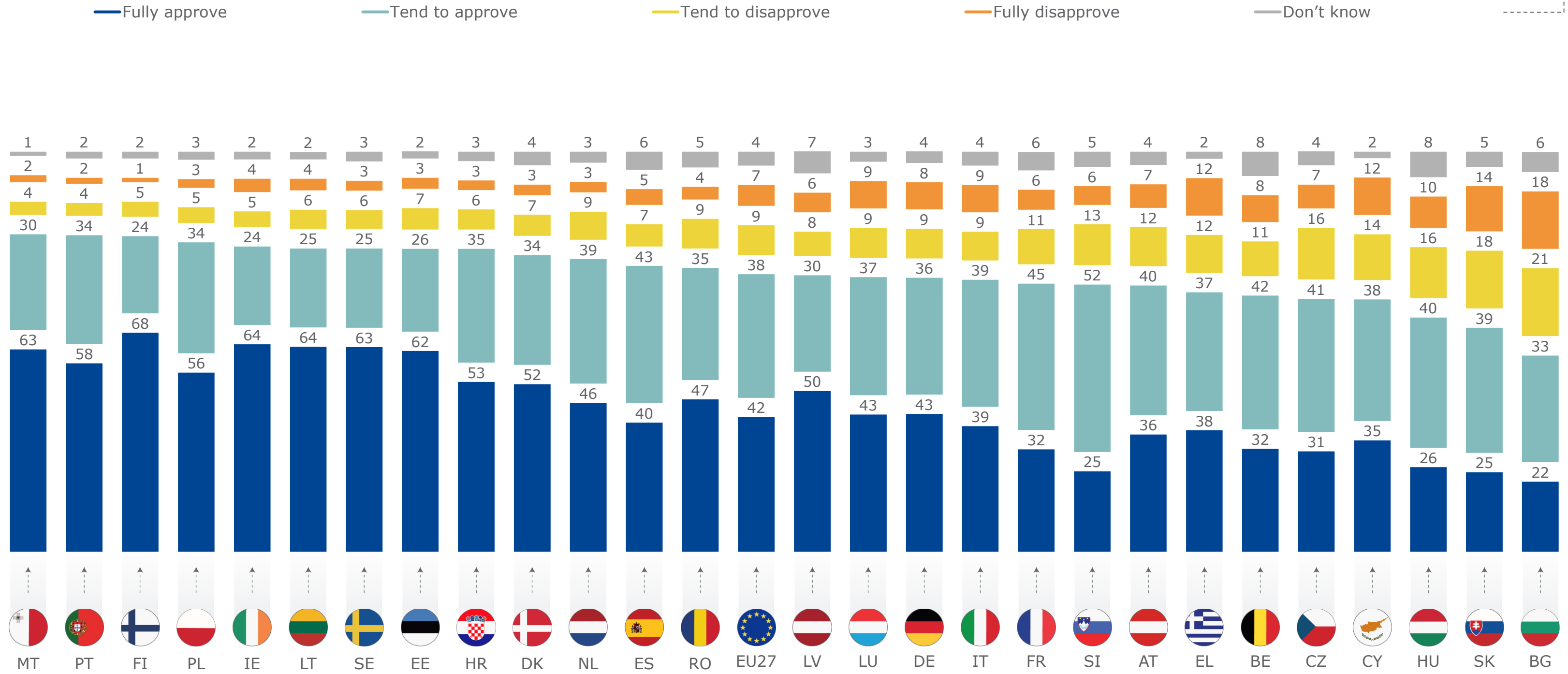
Education (age when completed) (%)



Up to 15 years	39	39	11	6	5
16-19 years	40	39	9	8	5
20+ years	45	37	9	6	4
Still studying	39	42	9	6	4

For each of the following measures that have been announced by the EU to respond to the war in Ukraine, please tell me if you approve them or not.

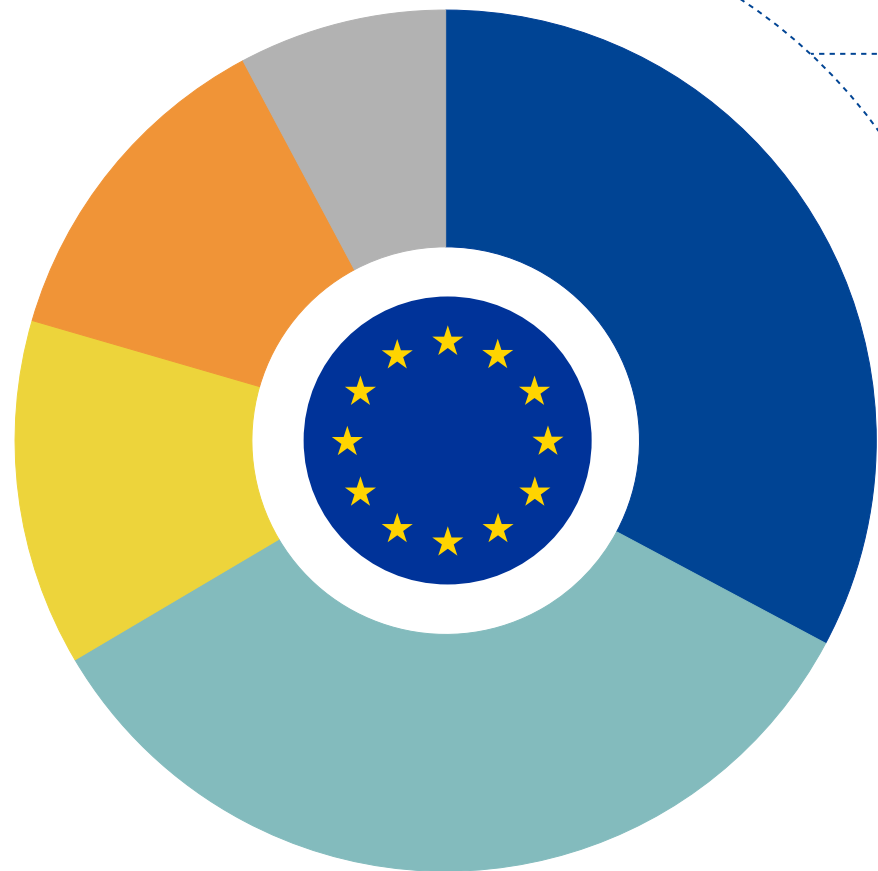
Financial support to Ukraine



For each of the following measures that have been announced by the EU to respond to the war in Ukraine, please tell me if you approve them or not.

*Financing the purchase and supply of military equipment to Ukraine*

**EU27 average**



• **33%** Fully approve

• **34%** Tend to approve

• **13%** Tend to disapprove

• **13%** Fully disapprove

• **8%** Don't know

**Occupation (%)**



Self-employed	34	33	13	15	6
Employee	32	34	14	12	8
Manual worker	35	27	14	17	8
Not working	33	34	12	12	8

**Gender (%)**



Male	38	32	12	13	4
Female	28	35	14	12	11

**Age (%)**



15-24	30	38	15	10	7
25-39	29	35	16	12	8
40-54	32	31	13	16	9
55+	37	33	11	12	7

**Education (age when completed) (%)**

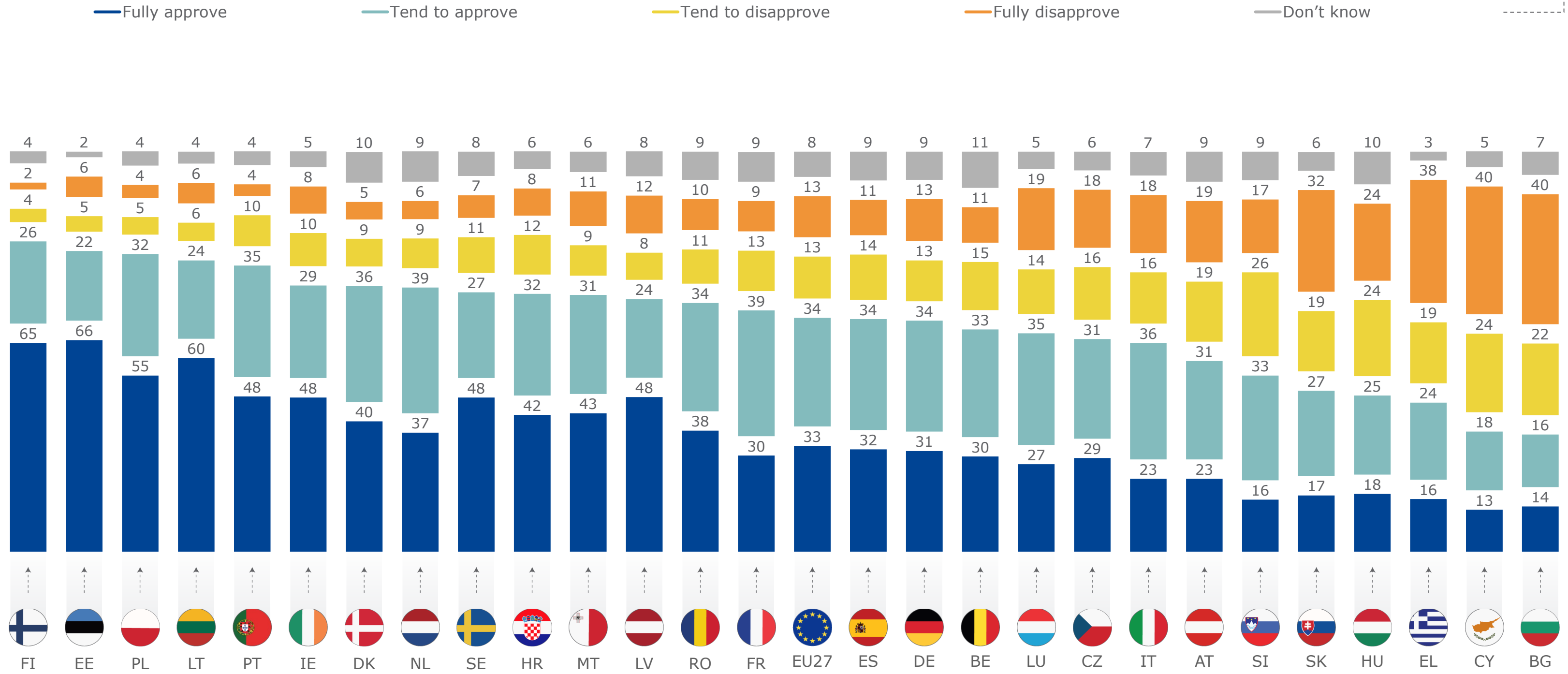


Up to 15 years	29	36	14	14	7
16-19 years	32	33	13	13	9
20+ years	35	32	13	13	7
Still studying	30	39	14	10	6

# Q4\_4

For each of the following measures that have been announced by the EU to respond to the war in Ukraine, please tell me if you approve them or not.

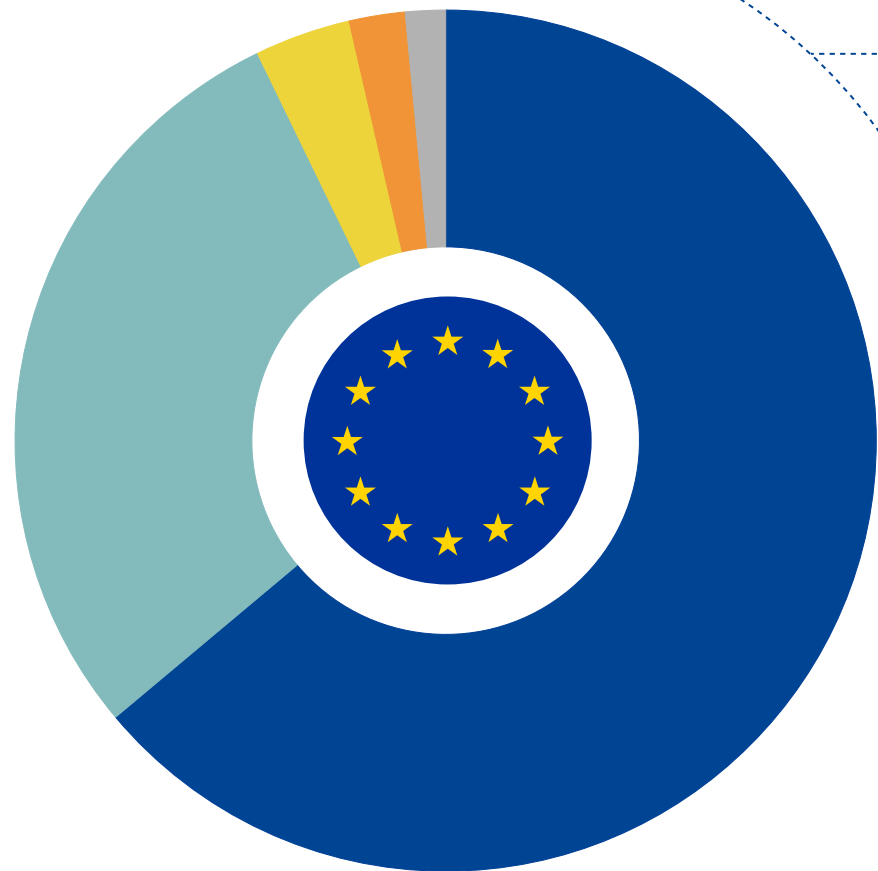
*Financing the purchase and supply of military equipment to Ukraine*



For each of the following measures that have been announced by the EU to respond to the war in Ukraine, please tell me if you approve them or not.

*Providing humanitarian support to the people affected by the war*

**EU27 average**



• **64%** Fully approve

• **29%** Tend to approve

• **4%** Tend to disapprove

• **2%** Fully disapprove

• **2%** Don't know

**Occupation (%)**



Self-employed	64	27	52
Employee	62	30	42
Manual worker	57	29	8 4
Not working	67	28	22

**Gender (%)**



Male	65	28	43
Female	63	30	32

**Age (%)**



15-24	57	30	8 4
25-39	58	31	6 3
40-54	66	28	32
55+	68	28	21

**Education (age when completed) (%)**



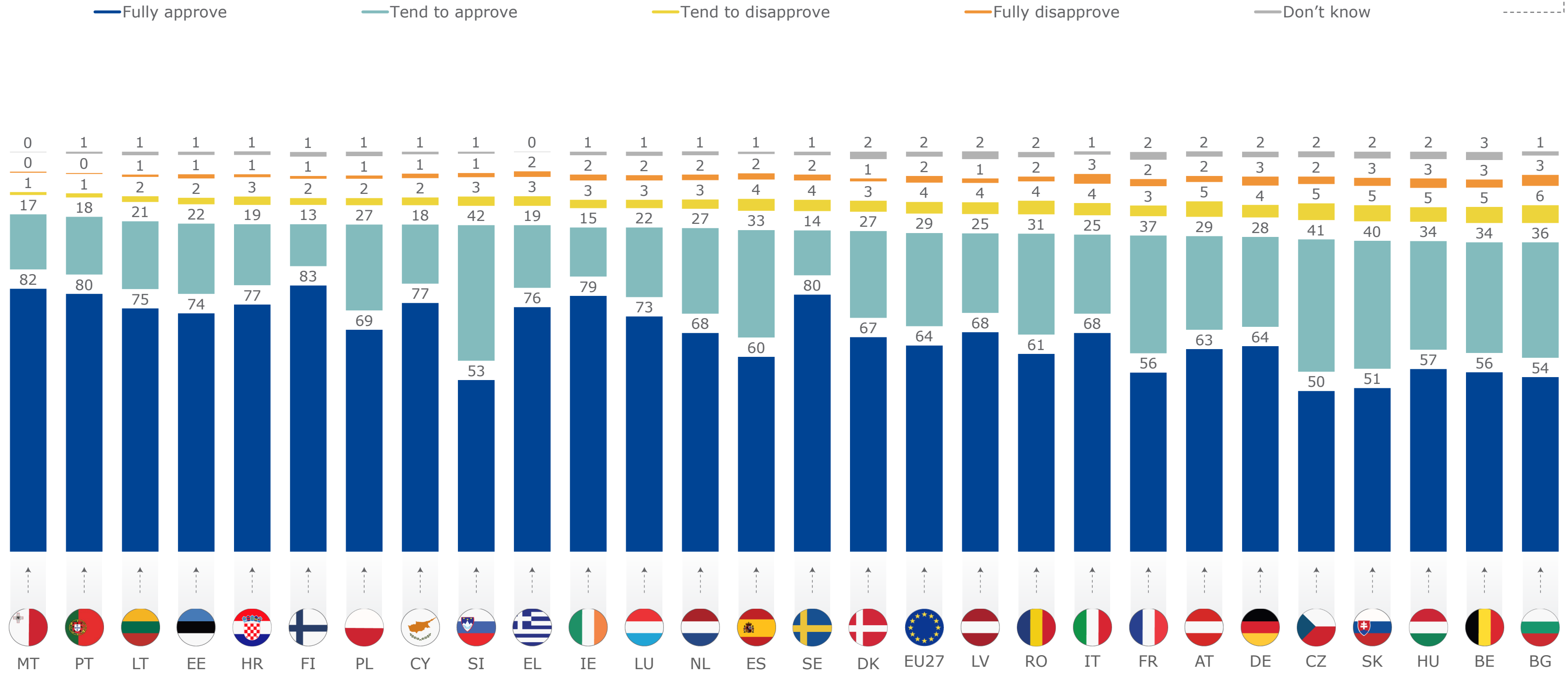
Up to 15 years	58	32	5 4
16-19 years	63	30	32
20+ years	67	27	32
Still studying	60	30	6 2

Data labels not shown for "Don't know"

# Q4\_5

For each of the following measures that have been announced by the EU to respond to the war in Ukraine, please tell me if you approve them or not.

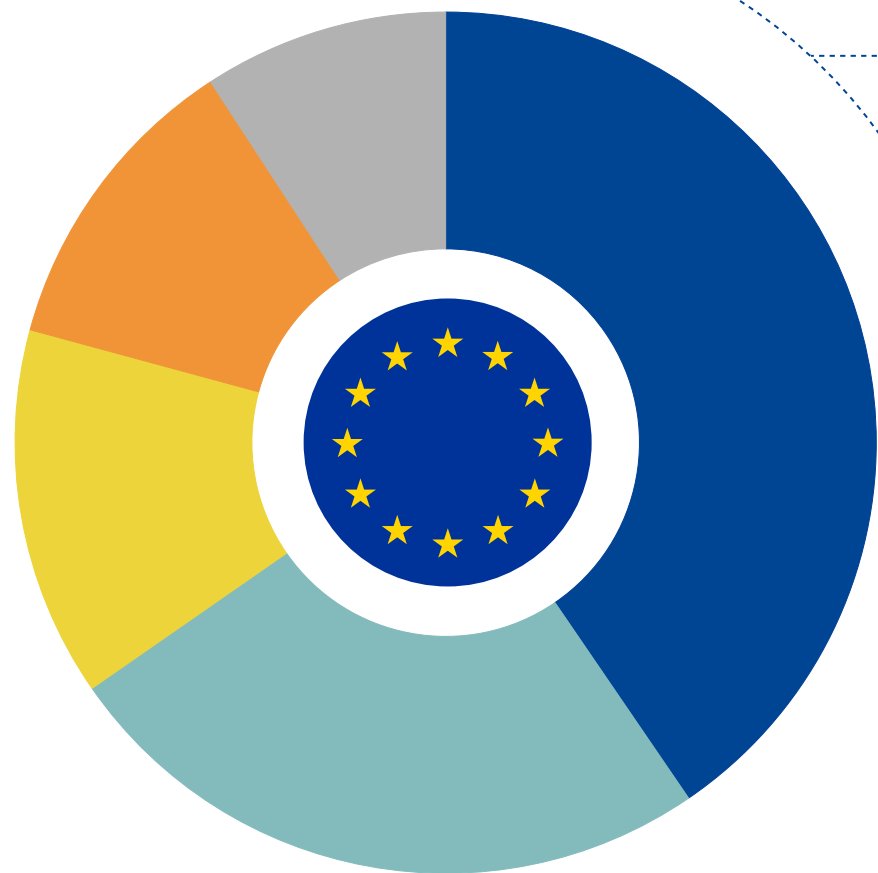
*Providing humanitarian support to the people affected by the war*



For each of the following measures that have been announced by the EU to respond to the war in Ukraine, please tell me if you approve them or not.

*Banning state-owned Russian media from broadcasting in the EU*

**EU27 average**



• **41%** Fully approve

• **25%** Tend to approve

• **14%** Tend to disapprove

• **12%** Fully disapprove

• **9%** Don't know

**Occupation (%)**



Self-employed	39	27	16	13	6
Employee	41	26	14	11	8
Manual worker	40	25	15	11	10
Not working	41	24	13	11	10

**Gender (%)**



Male	44	24	15	13	5
Female	37	26	13	10	14

**Age (%)**



15-24	35	28	18	11	8
25-39	38	28	14	12	9
40-54	40	25	13	13	10
55+	44	23	13	11	9

**Education (age when completed) (%)**

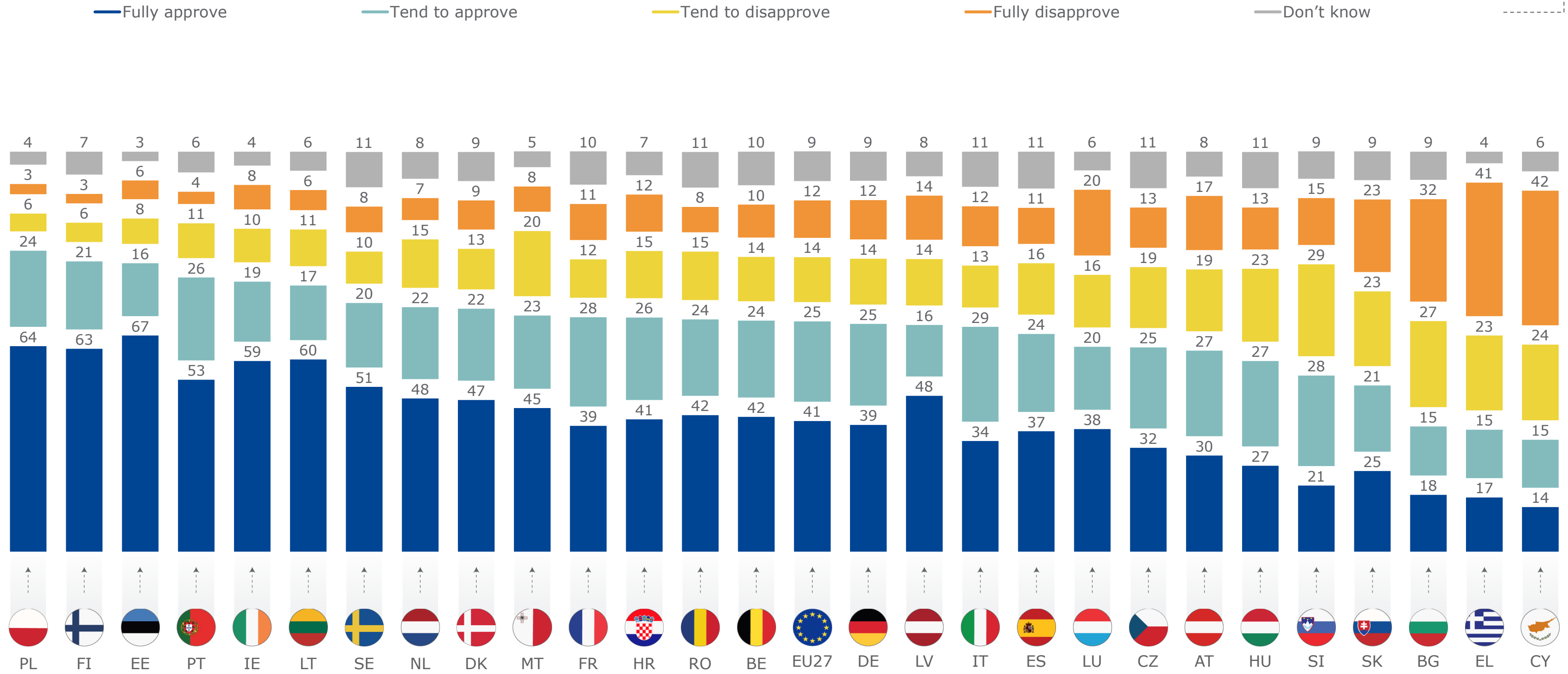


Up to 15 years	38	21	17	11	13
16-19 years	41	25	12	11	11
20+ years	42	25	14	12	8
Still studying	35	29	18	11	8

# Q4\_6

For each of the following measures that have been announced by the EU to respond to the war in Ukraine, please tell me if you approve them or not.

*Banning state-owned Russian media from broadcasting in the EU*

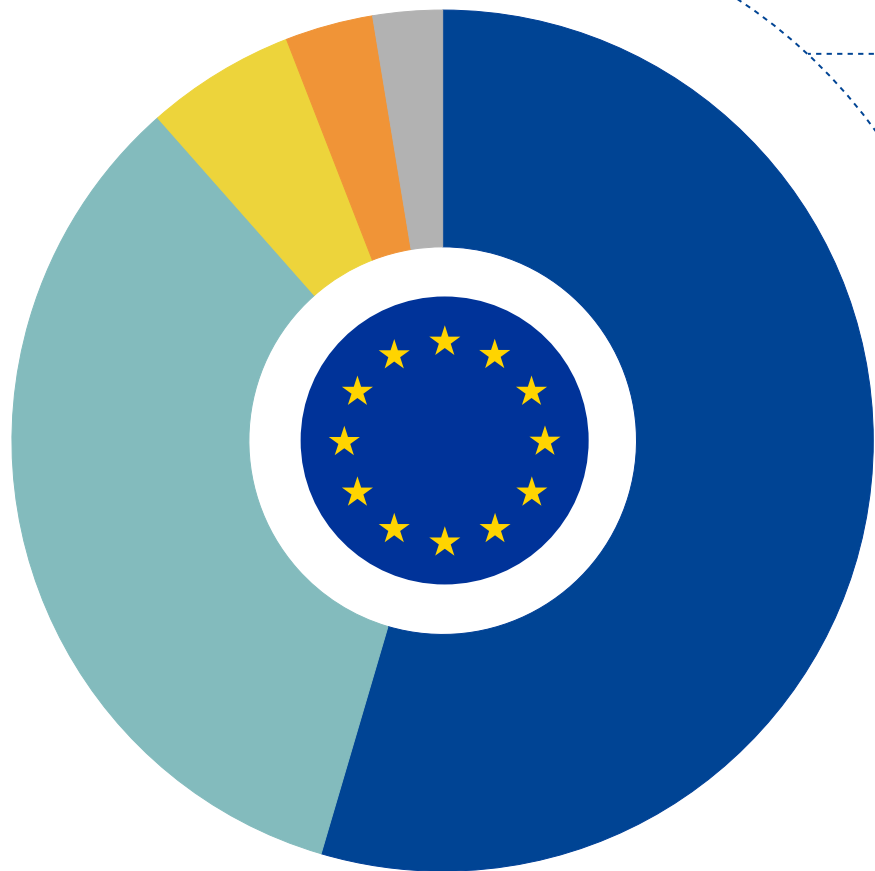




For each of the following measures that have been announced by the EU to respond to the war in Ukraine, please tell me if you approve them or not.

*Welcoming in the EU people fleeing the war*

**EU27 average**



• **55%** Fully approve

• **34%** Tend to approve

• **6%** Tend to disapprove

• **3%** Fully disapprove

• **3%** Don't know

**Occupation (%)**



Self-employed	56	32	7	4
Employee	52	35	7	3
Manual worker	51	32	9	7
Not working	58	33	4	3

**Gender (%)**



Male	56	33	7	4
Female	54	35	5	3

**Age (%)**



15-24	51	33	9	5
25-39	48	36	8	5
40-54	54	33	6	4
55+	59	34	3	2

**Education (age when completed) (%)**

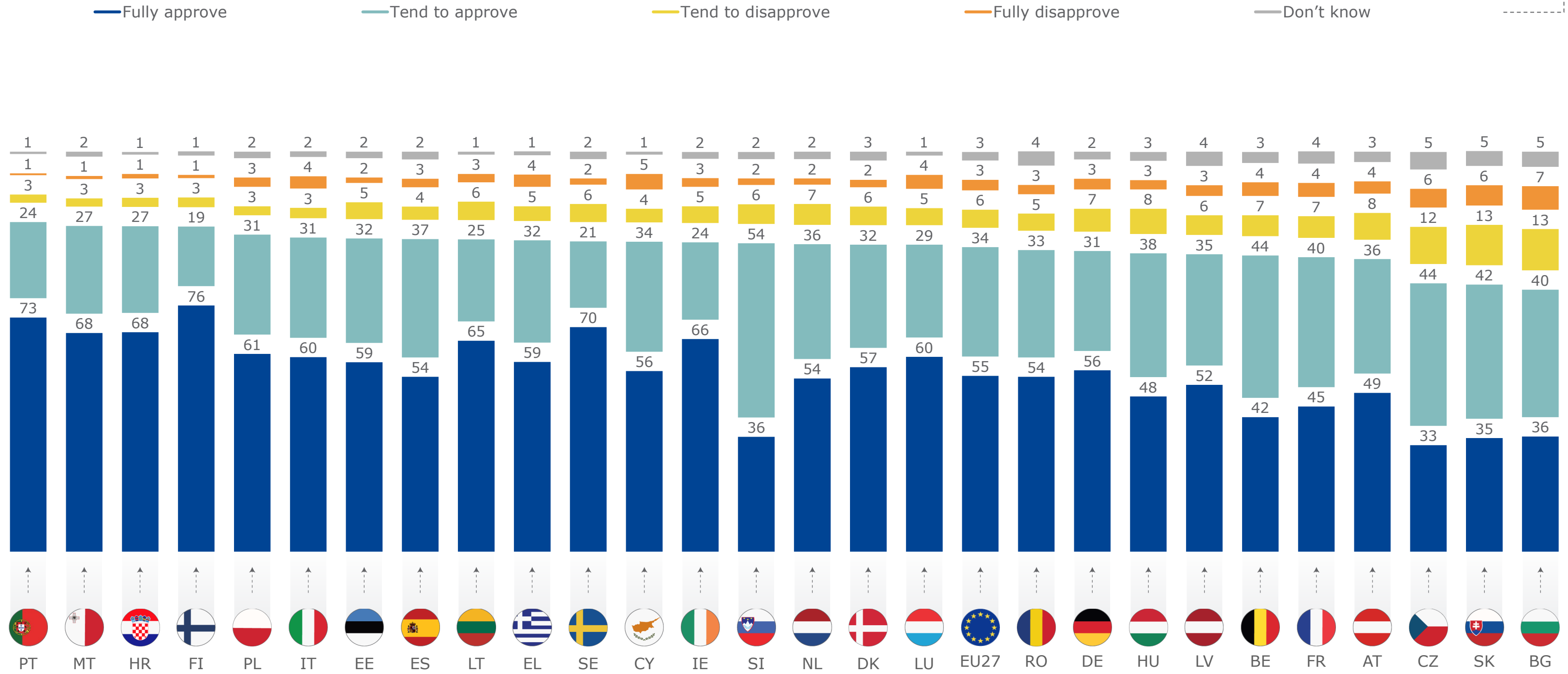


Up to 15 years	50	37	8	3
16-19 years	54	34	5	4
20+ years	56	34	5	3
Still studying	54	34	7	4

# Q4\_7

For each of the following measures that have been announced by the EU to respond to the war in Ukraine, please tell me if you approve them or not.

*Welcoming in the EU people fleeing the war*

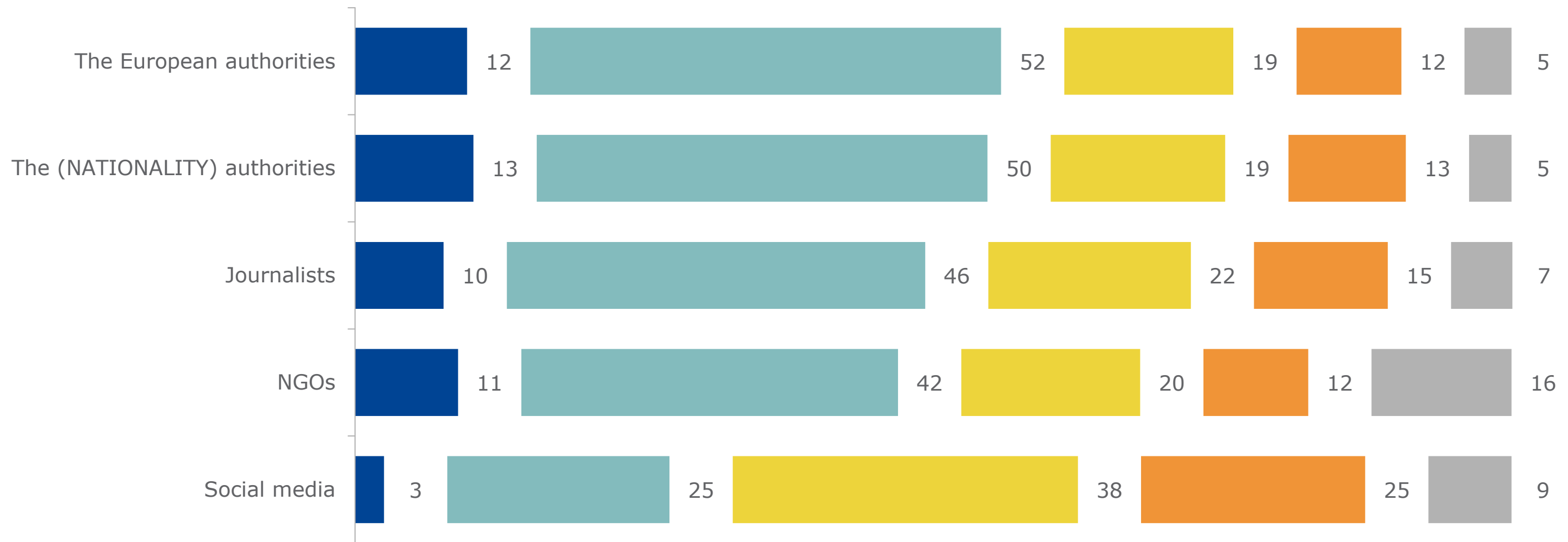


Q5

Generally speaking, how much do you trust the following sources of information regarding the war in Ukraine?



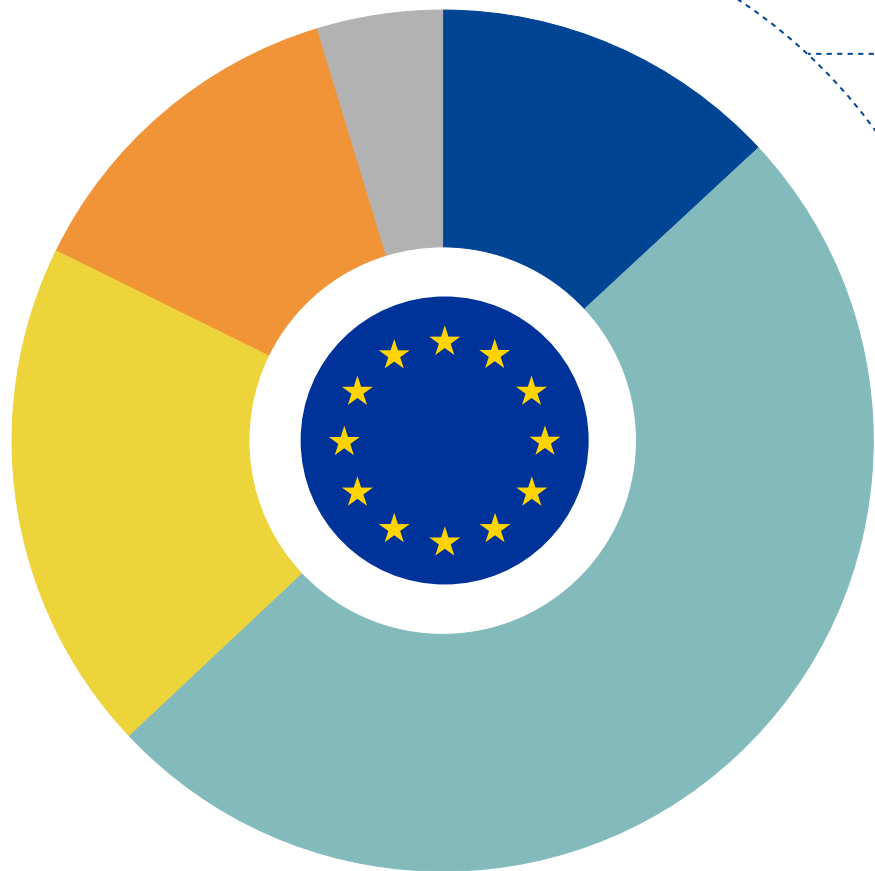
Trust a lot    Tend to trust    Tend not to trust    Do not trust at all    Don't know



# Q5\_1

Generally speaking, how much do you trust the following sources of information regarding the war in Ukraine?  
The (NATIONALITY) authorities

## EU27 average



- **13%** Trust a lot
- **50%** Tend to trust
- **19%** Tend not to trust
- **13%** Do not trust at all
- **5%** Don't know

## Occupation (%)



Self-employed	13	47	22	15	3
Employee	14	49	20	13	4
Manual worker	14	47	20	16	3
Not working	13	52	18	12	6

## Gender (%)



Male	14	49	19	15	3
Female	12	51	19	12	7

## Age (%)



15-24	13	49	22	9	6
25-39	14	45	22	15	5
40-54	13	50	19	15	4
55+	13	53	17	12	4

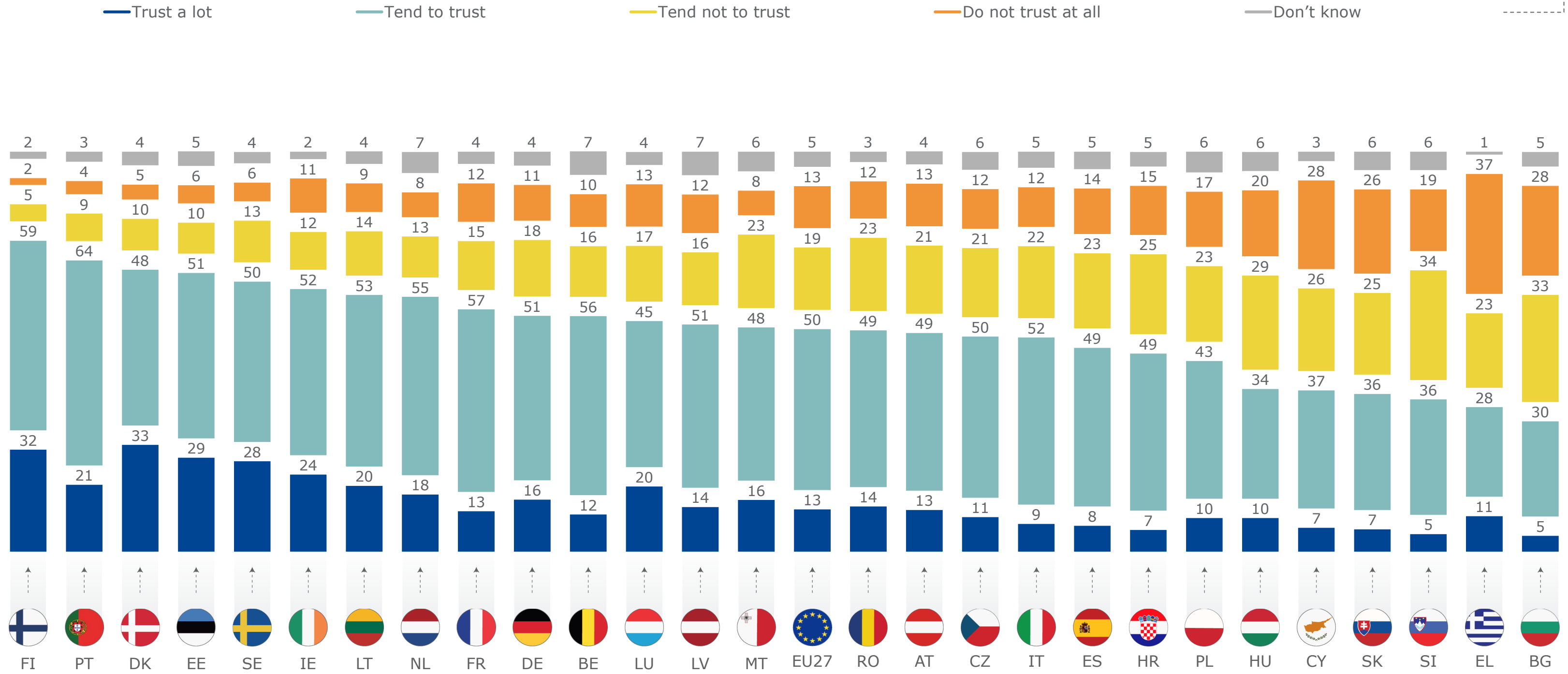
## Education (age when completed) (%)



Up to 15 years	11	51	21	12	5
16-19 years	12	50	20	13	5
20+ years	14	51	18	14	4
Still studying	13	50	20	11	6

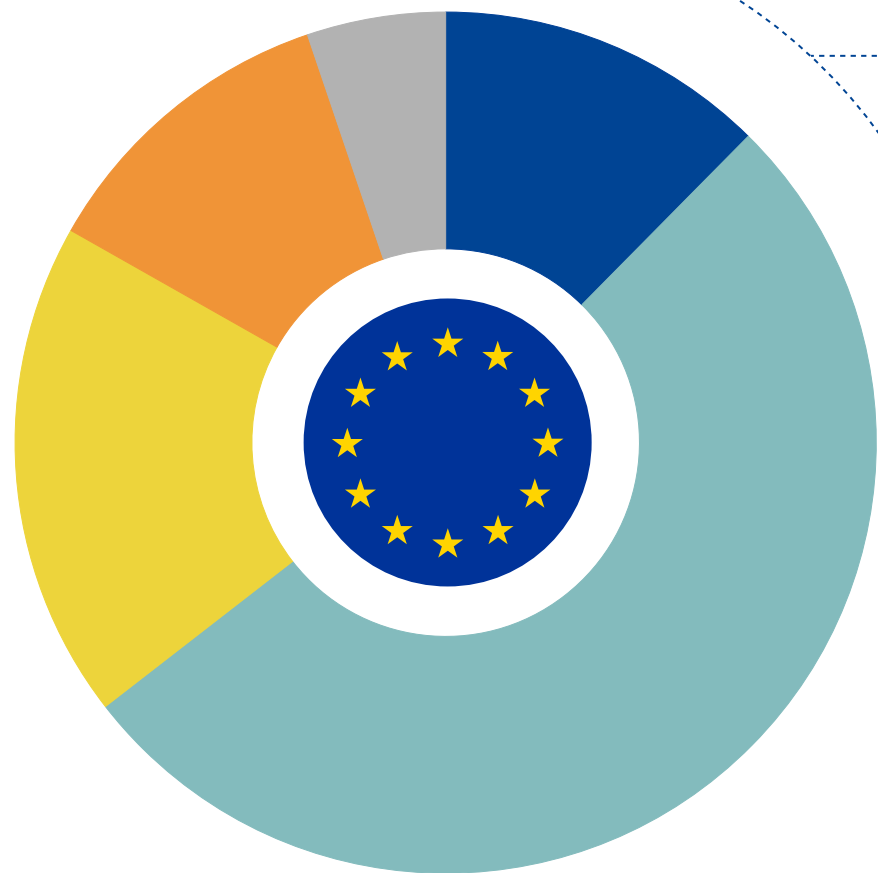
# Q5\_1

Generally speaking, how much do you trust the following sources of information regarding the war in Ukraine?  
*The (NATIONALITY) authorities*



Generally speaking, how much do you trust the following sources of information regarding the war in Ukraine?  
The European authorities

EU27 average



- **12%** Trust a lot
- **52%** Tend to trust
- **19%** Tend not to trust
- **12%** Do not trust at all
- **5%** Don't know

Occupation (%)



Self-employed	14	49	21	13	3
Employee	13	51	20	11	4
Manual worker	11	47	23	14	5
Not working	12	55	17	11	6

Gender (%)



Male	14	51	19	13	3
Female	11	53	19	10	7

Age (%)



15-24	16	51	18	9	6
25-39	13	47	21	13	6
40-54	12	50	21	13	5
55+	11	57	17	11	5

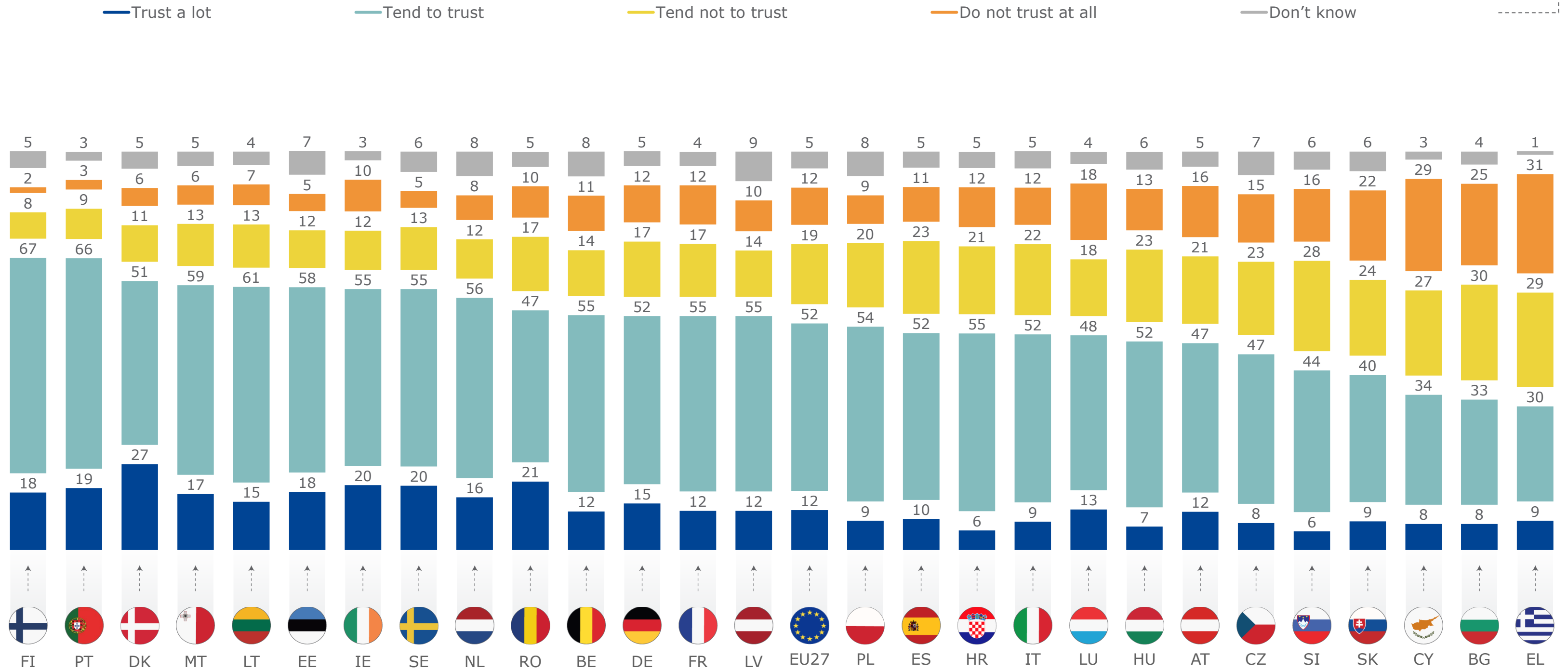
Education (age when completed) (%)



Up to 15 years	11	50	20	13	6
16-19 years	11	51	20	12	6
20+ years	13	53	18	11	4
Still studying	16	54	17	9	5

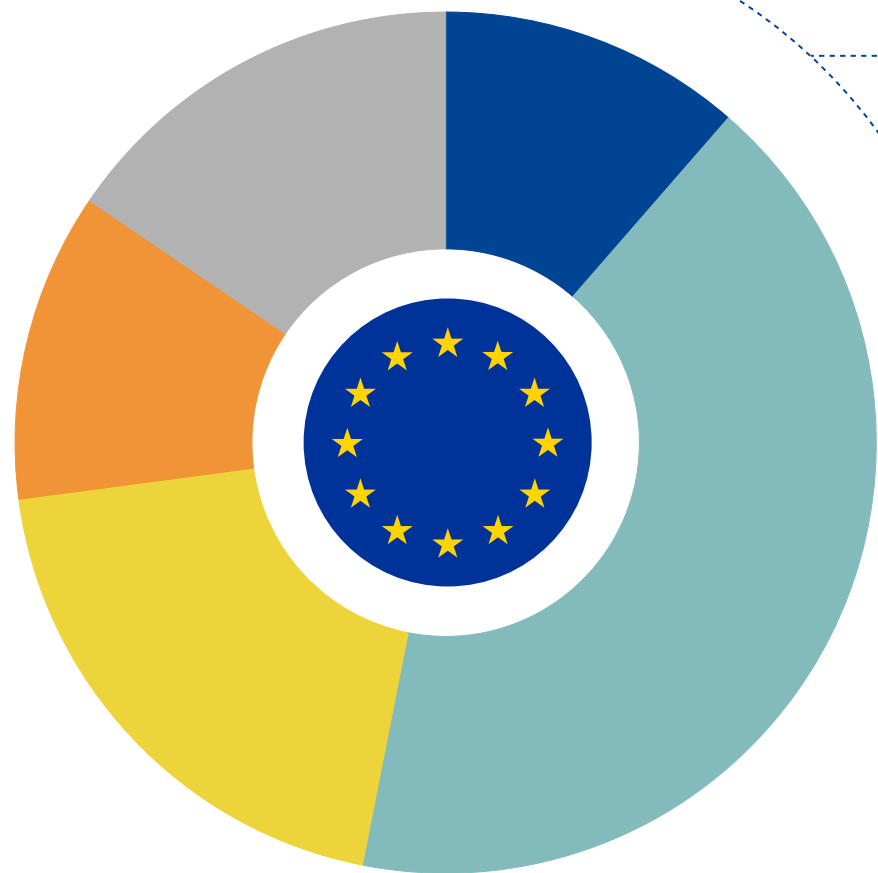
# Q5\_2

Generally speaking, how much do you trust the following sources of information regarding the war in Ukraine?  
*The European authorities*



Generally speaking, how much do you trust the following sources of information regarding the war in Ukraine?  
NGOs

EU27 average



- **11%** Trust a lot
- **42%** Tend to trust
- **20%** Tend not to trust
- **12%** Do not trust at all
- **16%** Don't know

Occupation (%)



Self-employed	13	42	22	14	10
Employee	11	43	20	12	15
Manual worker	11	37	24	14	15
Not working	12	42	19	11	17

Gender (%)



Male	13	42	21	14	10
Female	10	42	19	10	20

Age (%)



15-24	11	42	20	9	18
25-39	12	41	22	13	13
40-54	11	43	19	13	14
55+	12	42	19	11	17

Education (age when completed) (%)

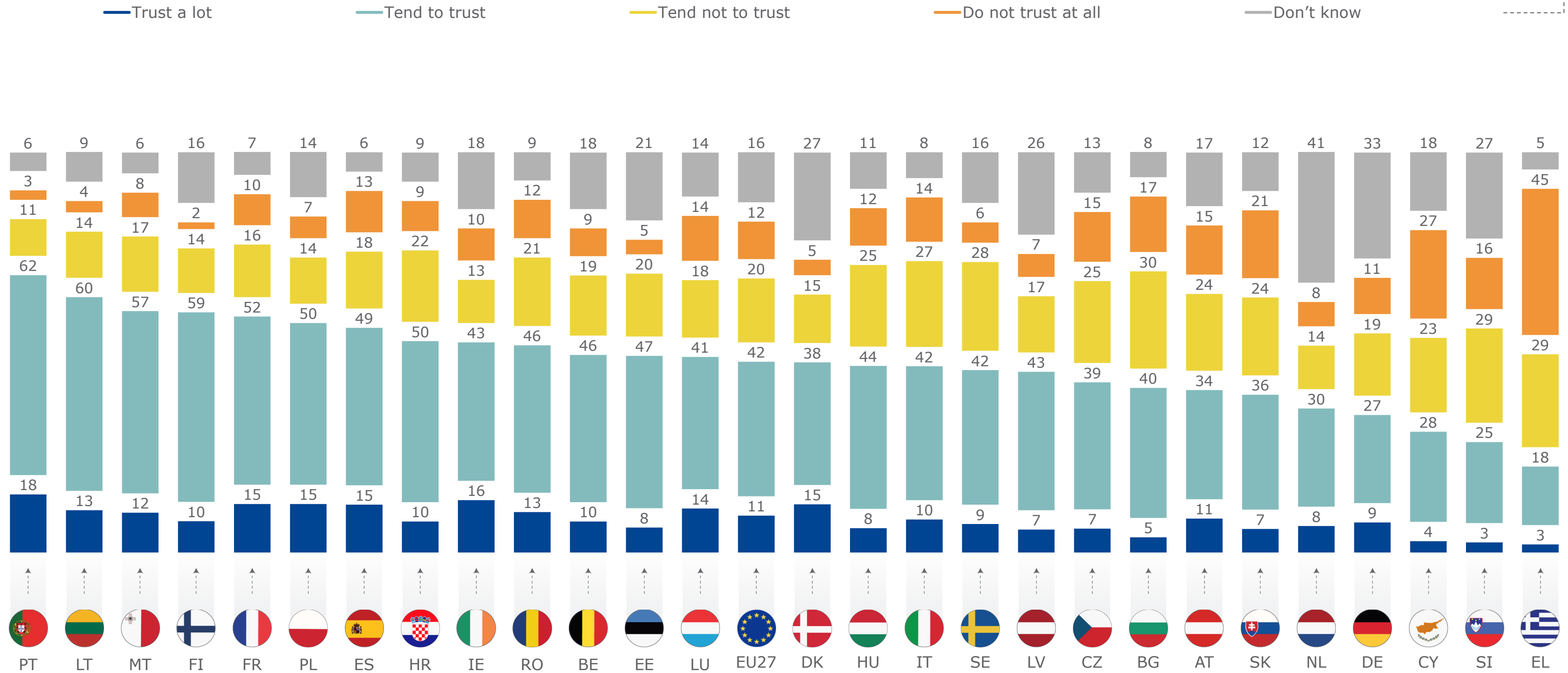


Up to 15 years	10	38	21	13	18
16-19 years	9	39	21	12	19
20+ years	13	44	19	12	12
Still studying	14	44	18	9	15



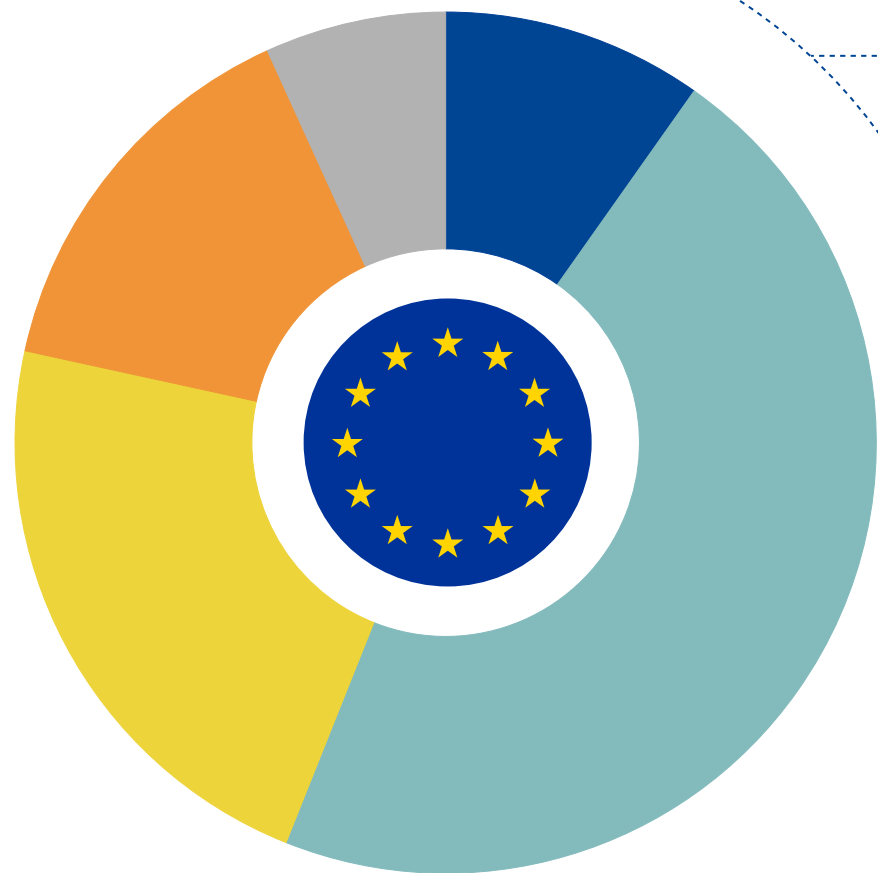
# Q5\_3

Generally speaking, how much do you trust the following sources of information regarding the war in Ukraine?  
NGOs



Generally speaking, how much do you trust the following sources of information regarding the war in Ukraine?  
Journalists

EU27 average



- **10%** Trust a lot
- **46%** Tend to trust
- **22%** Tend not to trust
- **15%** Do not trust at all
- **7%** Don't know

Occupation (%)



Self-employed	12	42	25	17	4
Employee	10	46	23	15	6
Manual worker	11	38	26	19	7
Not working	9	49	21	14	7

Gender (%)



Male	11	46	23	16	4
Female	9	47	22	14	9

Age (%)



15-24	9	37	29	16	9
25-39	9	42	24	18	7
40-54	11	46	21	15	7
55+	10	51	20	13	6

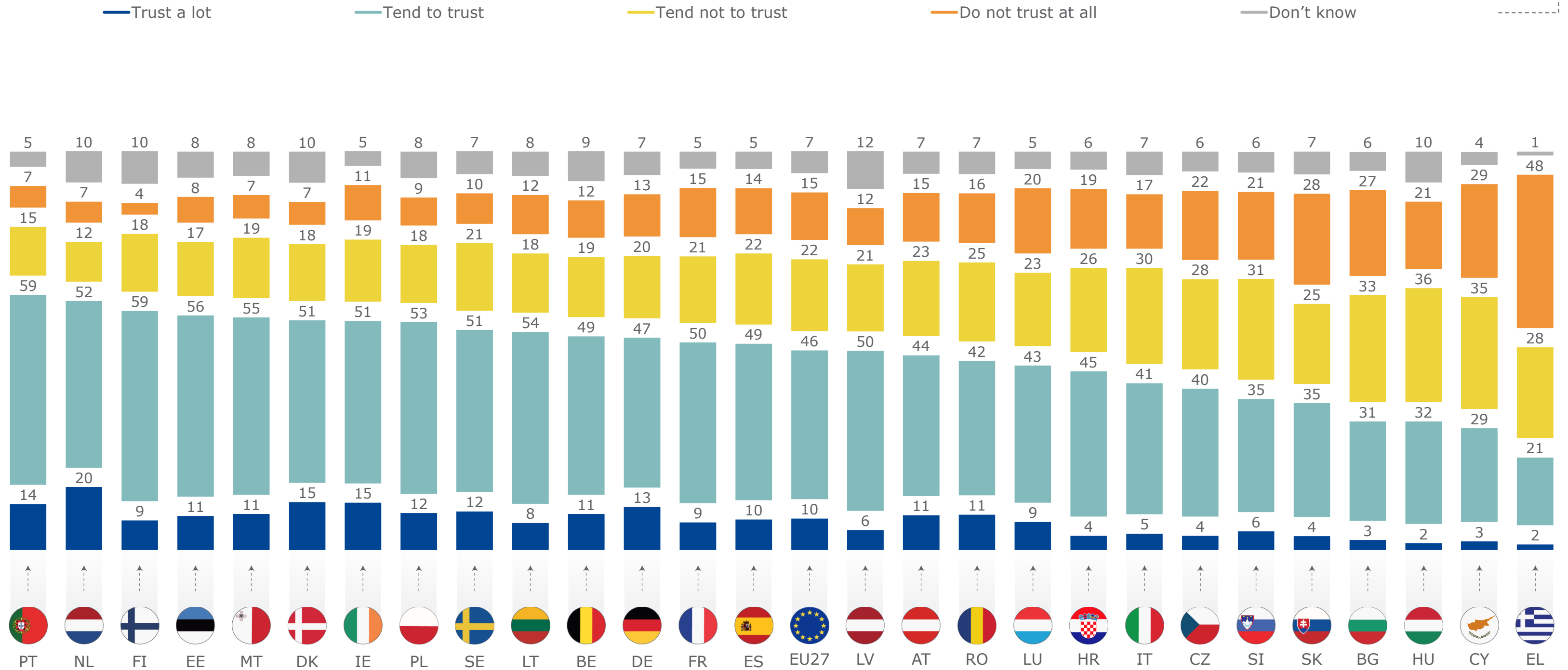
Education (age when completed) (%)



Up to 15 years	9	44	26	15	6
16-19 years	9	46	23	15	8
20+ years	11	49	21	14	6
Still studying	10	40	27	15	8

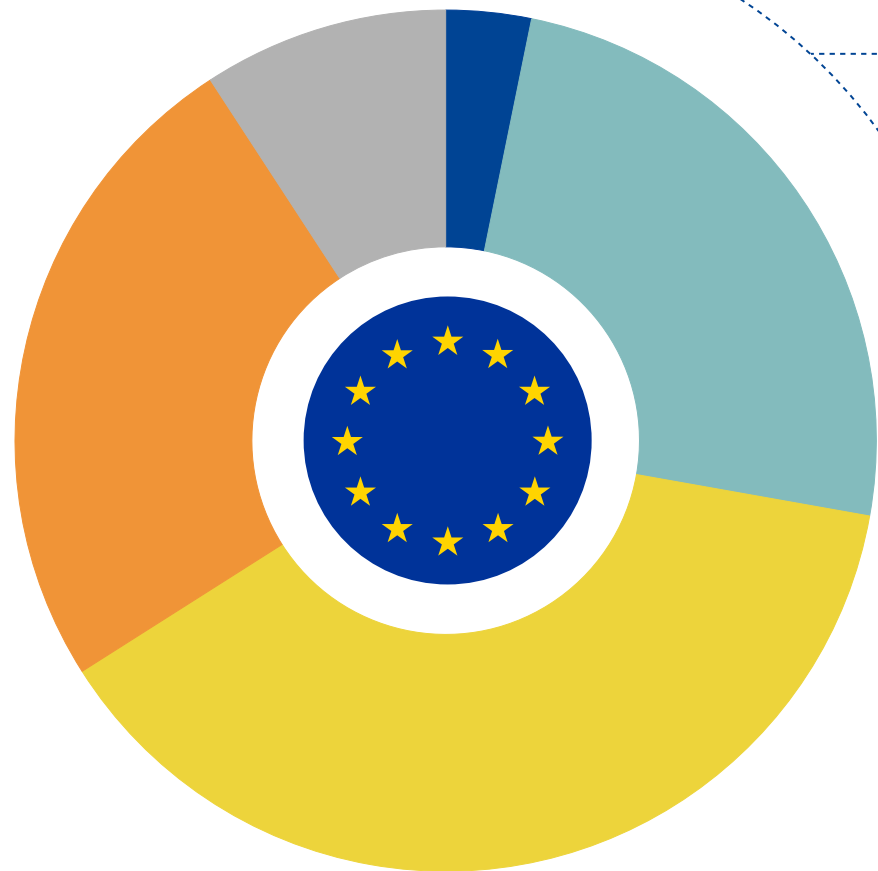
# Q5\_4

Generally speaking, how much do you trust the following sources of information regarding the war in Ukraine?  
Journalists



Generally speaking, how much do you trust the following sources of information regarding the war in Ukraine?  
Social media

EU27 average



3% Trust a lot

25% Tend to trust

38% Tend not to trust

25% Do not trust at all

9% Don't know

Occupation (%)



Self-employed	6	24	39	25	7
Employee	3	24	39	26	8
Manual worker	5	24	36	26	9
Not working	3	25	38	24	11

Gender (%)



Male	4	24	38	28	6
Female	3	25	38	22	12

Age (%)



15-24	5	27	40	20	8
25-39	5	24	37	26	8
40-54	3	23	38	26	10
55+	2	25	38	25	10

Education (age when completed) (%)



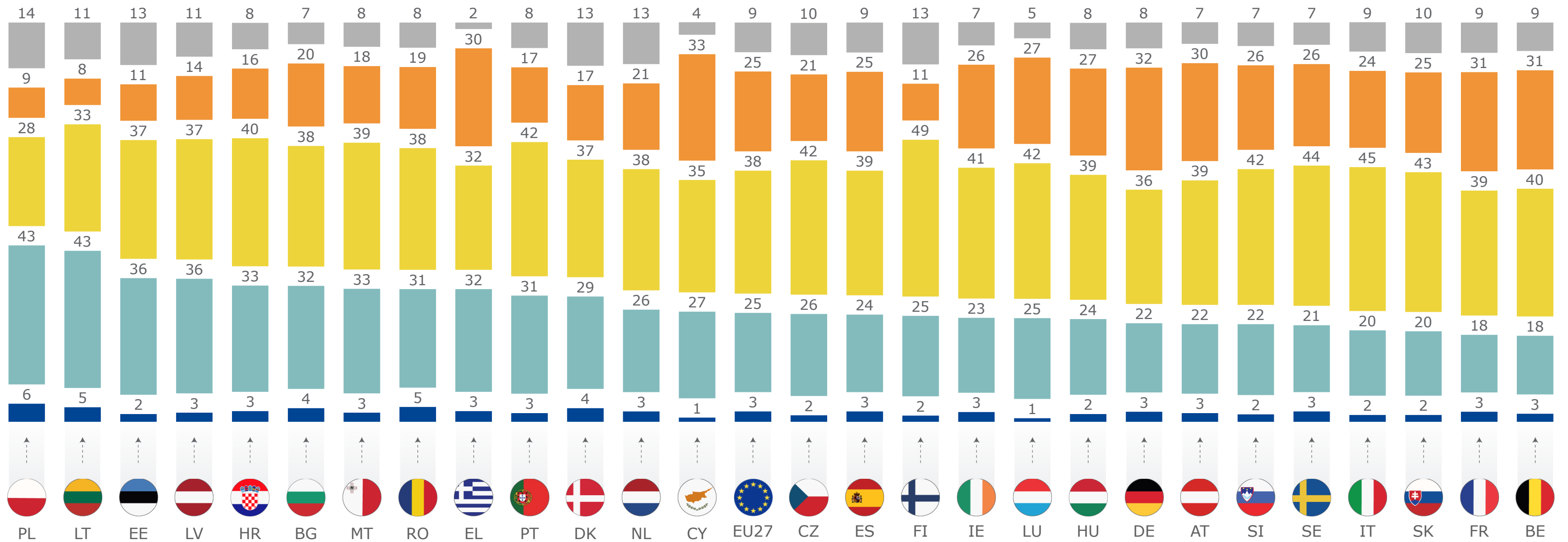
Up to 15 years	3	25	36	25	11
16-19 years	2	24	38	25	10
20+ years	3	25	39	25	8
Still studying	5	26	40	22	8

# Q5\_5

Generally speaking, how much do you trust the following sources of information regarding the war in Ukraine?  
Social media



Trust a lot      Tend to trust      Tend not to trust      Do not trust at all      Don't know

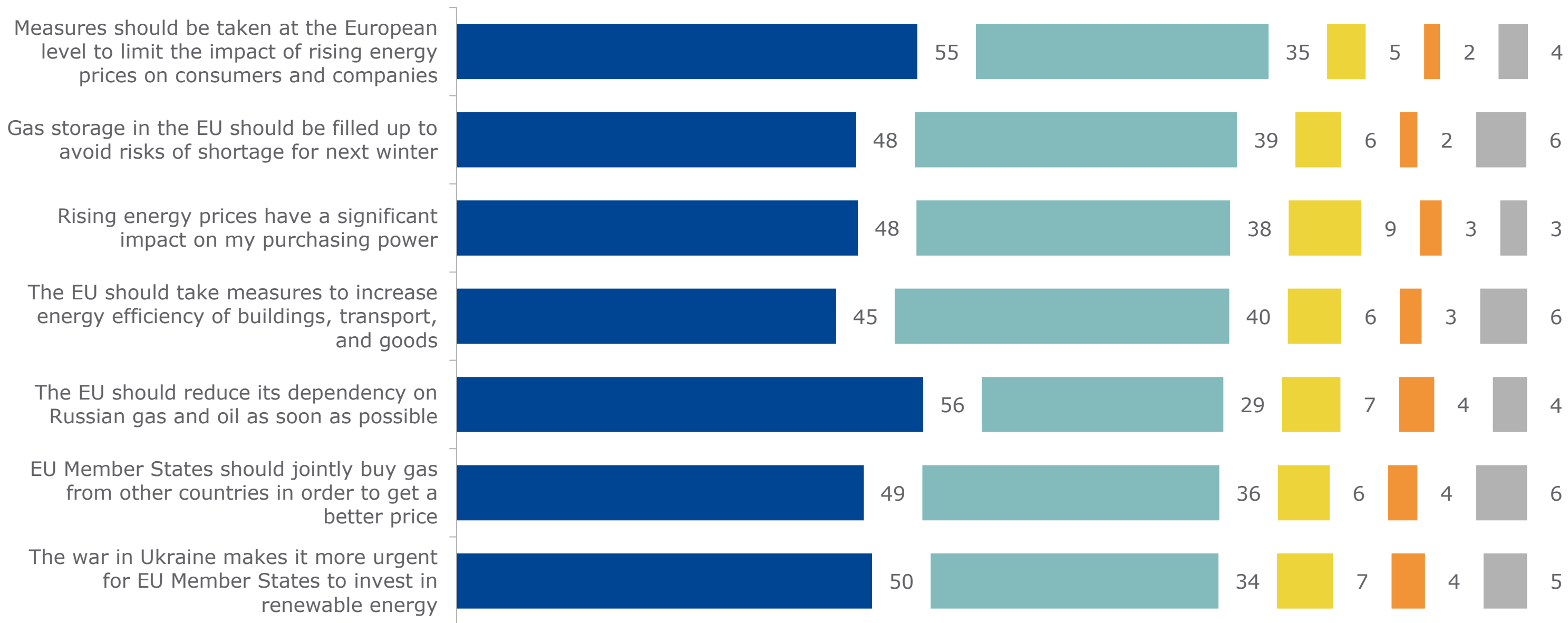


# Q6

## How much do you agree or disagree with each of the following statements?



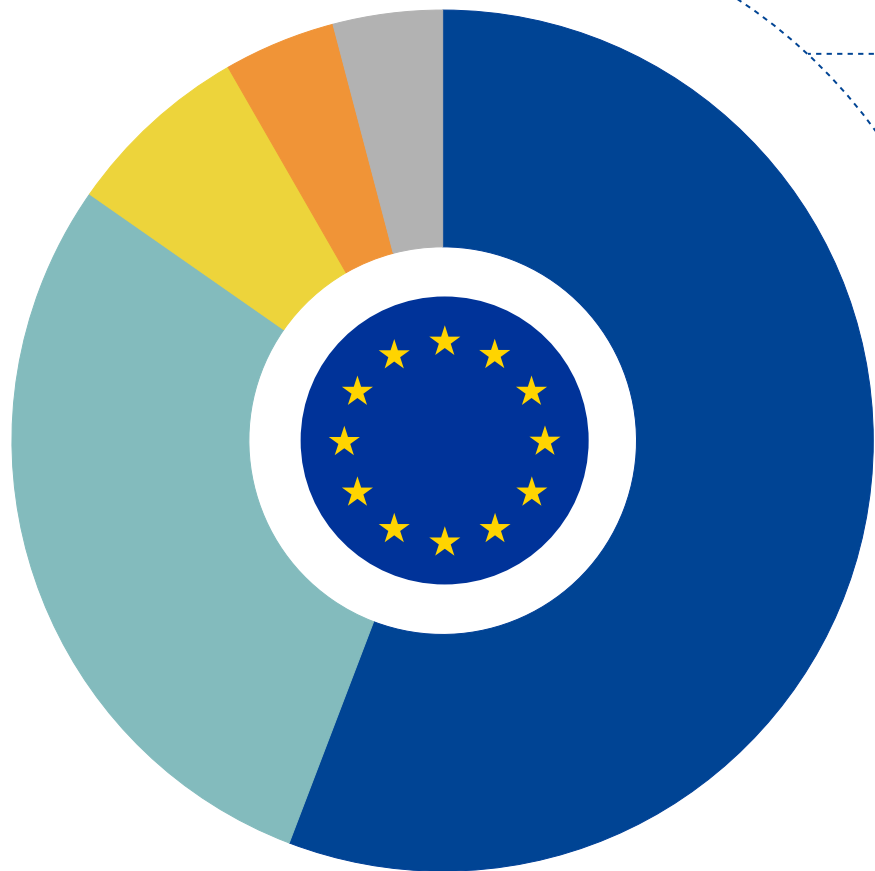
— Totally agree    
 — Tend to agree    
 — Tend to disagree    
 — Totally disagree    
 — Don't know



# Q6\_1

How much do you agree or disagree with each of the following statements?  
*The EU should reduce its dependency on Russian gas and oil as soon as possible*

## EU27 average



- **56%** Totally agree
- **29%** Tend to agree
- **7%** Tend to disagree
- **4%** Totally disagree
- **4%** Don't know

## Occupation (%)



Self-employed	53	31	9	5	3
Employee	54	30	8	4	4
Manual worker	51	28	10	7	4
Not working	59	28	6	4	4

## Gender (%)



Male	56	28	8	5	3
Female	55	30	6	4	5

## Age (%)



15-24	43	35	12	5	6
25-39	49	33	9	5	5
40-54	57	28	7	4	5
55+	63	26	5	4	3

## Education (age when completed) (%)



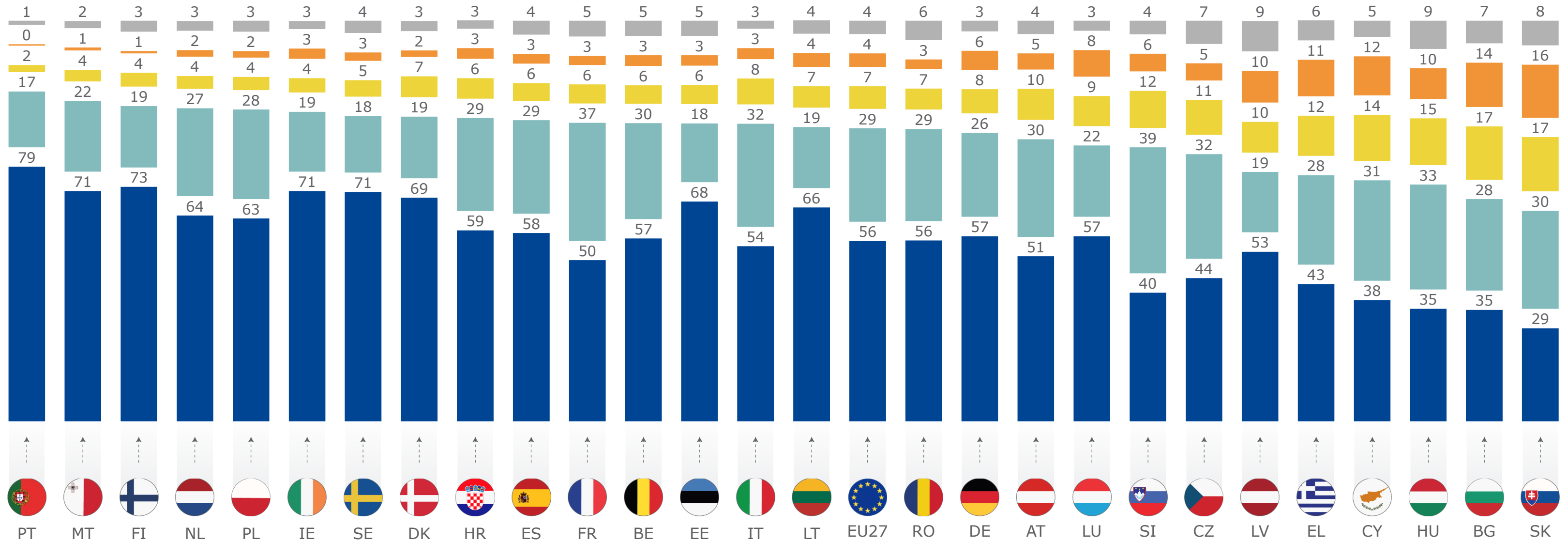
Up to 15 years	52	31	9	5	4
16-19 years	58	27	6	4	4
20+ years	58	28	6	4	3
Still studying	46	34	10	4	6

# Q6\_1

How much do you agree or disagree with each of the following statements?  
*The EU should reduce its dependency on Russian gas and oil as soon as possible*



— Totally agree     
 — Tend to agree     
 — Tend to disagree     
 — Totally disagree     
 — Don't know

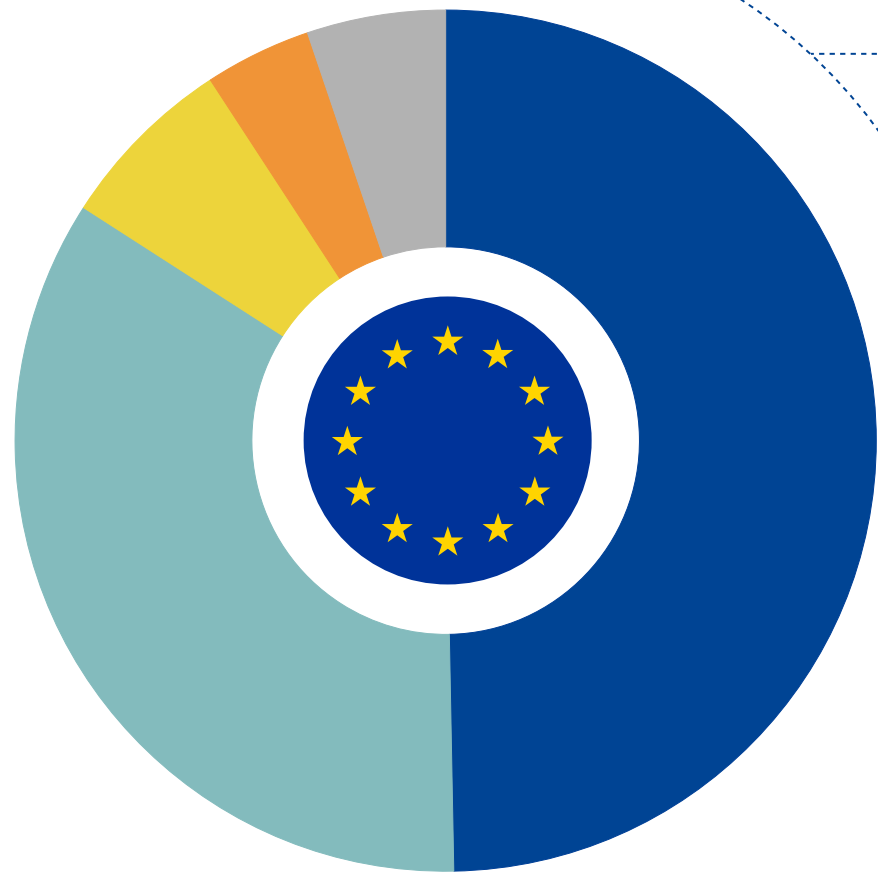




# Q6\_2

How much do you agree or disagree with each of the following statements?  
*The war in Ukraine makes it more urgent for EU Member States to invest in renewable energy*

## EU27 average



- **50%** Totally agree
- **34%** Tend to agree
- **7%** Tend to disagree
- **4%** Totally disagree
- **5%** Don't know

## Occupation (%)



Self-employed	49	36	8	4	3
Employee	48	35	8	4	5
Manual worker	43	34	9	7	7
Not working	52	34	5	4	5

## Gender (%)



Male	50	34	8	5	3
Female	49	35	6	3	7

## Age (%)



15-24	39	41	9	5	7
25-39	44	36	11	4	5
40-54	50	33	6	5	6
55+	56	32	4	3	4

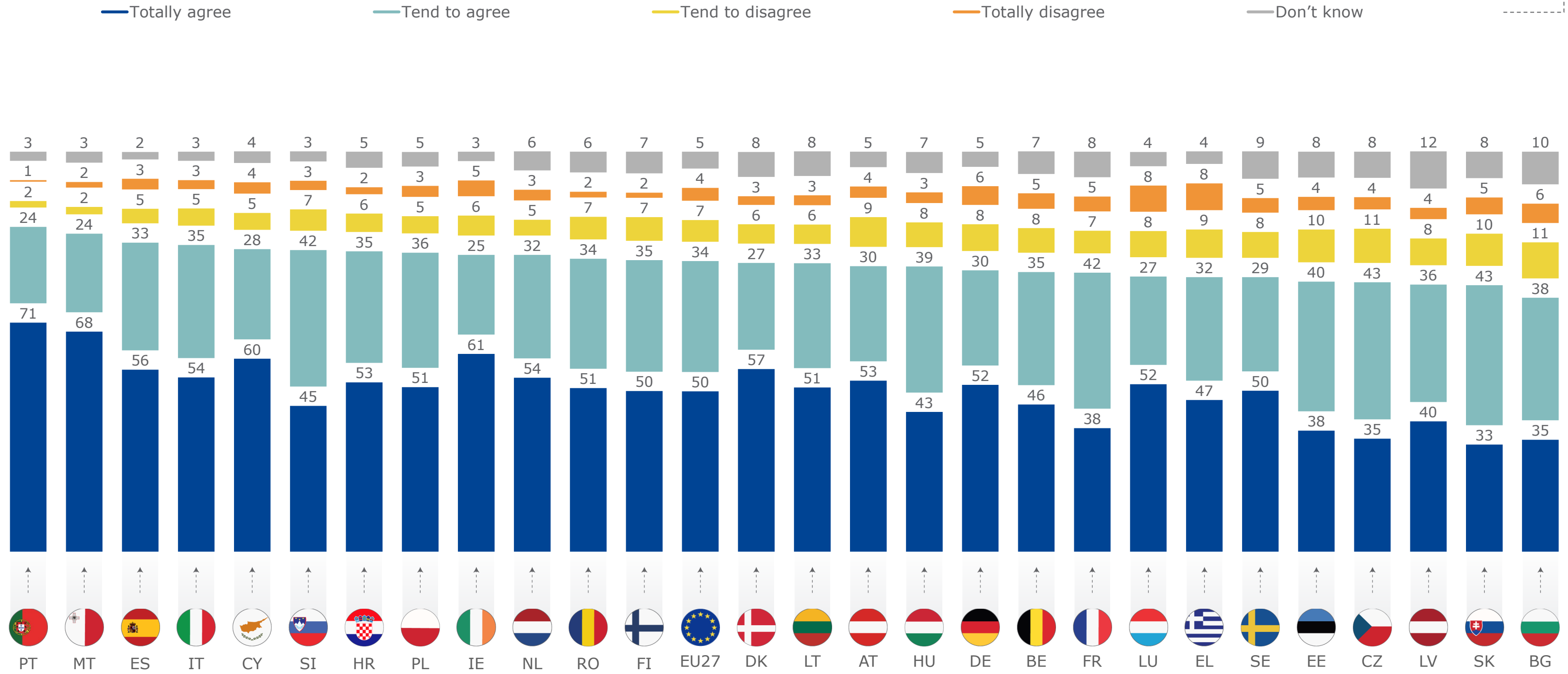
## Education (age when completed) (%)



Up to 15 years	48	34	7	5	6
16-19 years	50	35	6	4	6
20+ years	52	34	6	4	4
Still studying	44	37	9	4	7

# Q6\_2

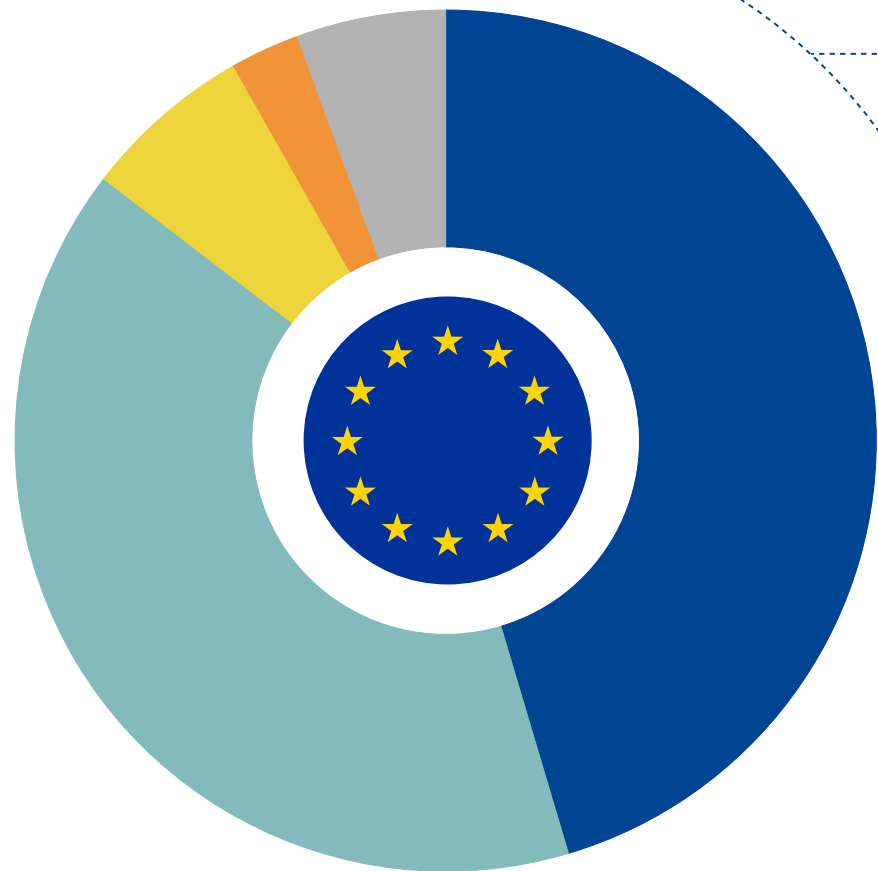
How much do you agree or disagree with each of the following statements?  
*The war in Ukraine makes it more urgent for EU Member States to invest in renewable energy*



# Q6\_3

How much do you agree or disagree with each of the following statements?  
*The EU should take measures to increase energy efficiency of buildings, transport, and goods*

## EU27 average



- **45%** Totally agree
- **40%** Tend to agree
- **6%** Tend to disagree
- **3%** Totally disagree
- **6%** Don't know

## Occupation (%)



Self-employed	46	39	8	3	5
Employee	45	40	8	3	5
Manual worker	40	40	10	5	6
Not working	47	40	5	2	6

## Gender (%)



Male	47	39	8	3
Female	43	41	5	8

## Age (%)



15-24	35	43	12	4	7
25-39	41	41	9	3	6
40-54	48	38	6	3	7
55+	50	40	4	2	5

## Education (age when completed) (%)



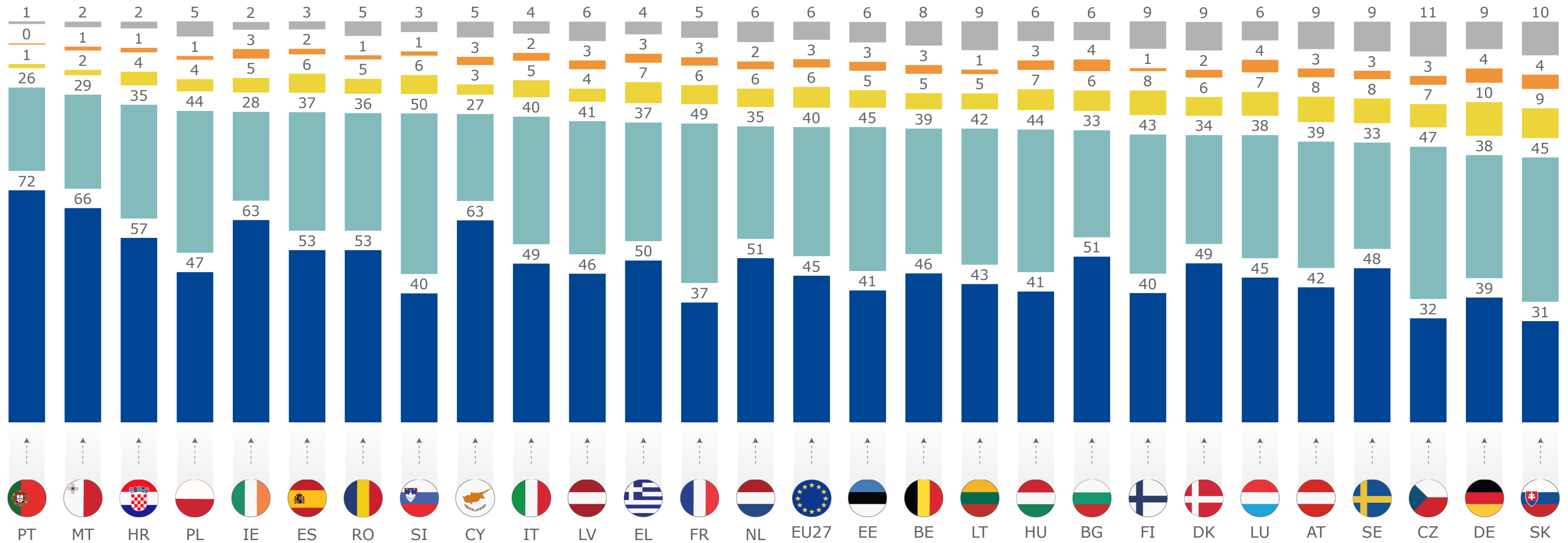
Up to 15 years	41	40	8	5	6
16-19 years	44	41	5	3	6
20+ years	49	39	6	2	5
Still studying	39	41	10	3	6

# Q6\_3

How much do you agree or disagree with each of the following statements?  
*The EU should take measures to increase energy efficiency of buildings, transport, and goods*



— Totally agree     
 — Tend to agree     
 — Tend to disagree     
 — Totally disagree     
 — Don't know

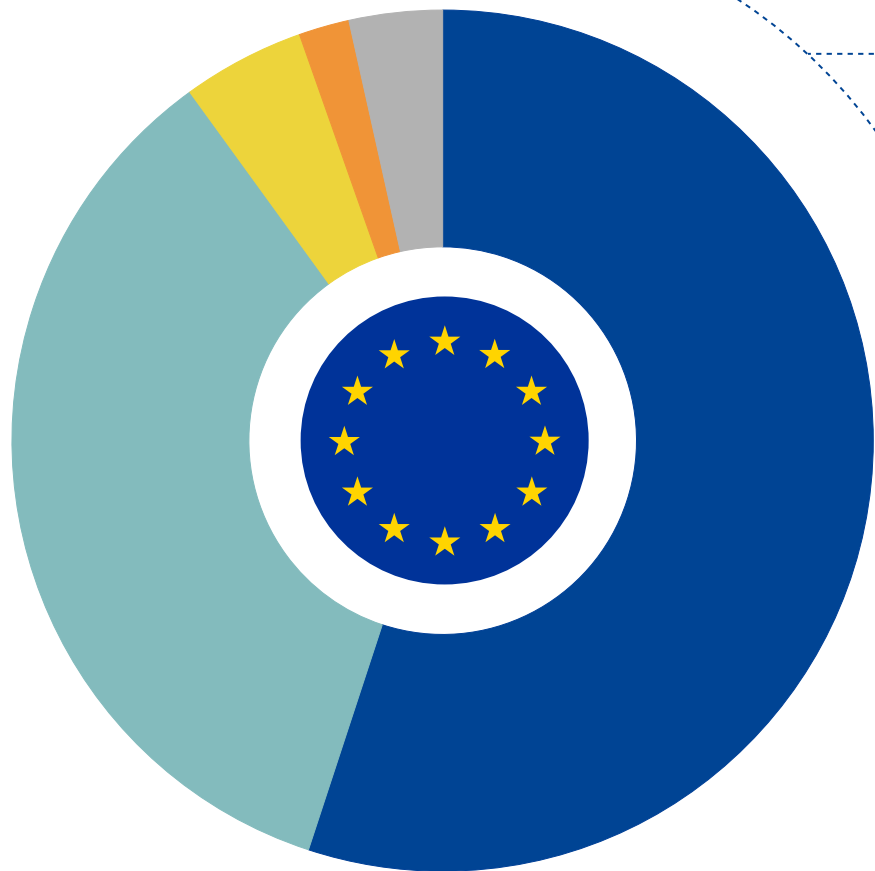


# Q6\_4

How much do you agree or disagree with each of the following statements?

*Measures should be taken at the European level to limit the impact of rising energy prices on consumers and companies*

## EU27 average



- **55%** Totally agree
- **35%** Tend to agree
- **5%** Tend to disagree
- **2%** Totally disagree
- **4%** Don't know

## Occupation (%)



Self-employed	54	35	7	2
Employee	53	36	6	3
Manual worker	51	34	7	4
Not working	58	34	3	3

## Gender (%)



Male	56	34	6	2
Female	55	36	3	2

## Age (%)



15-24	41	40	9	3
25-39	48	37	8	3
40-54	58	33	4	2
55+	62	34	2	2

## Education (age when completed) (%)



Up to 15 years	53	35	6	3
16-19 years	59	32	3	2
20+ years	56	36	4	1
Still studying	45	39	8	3

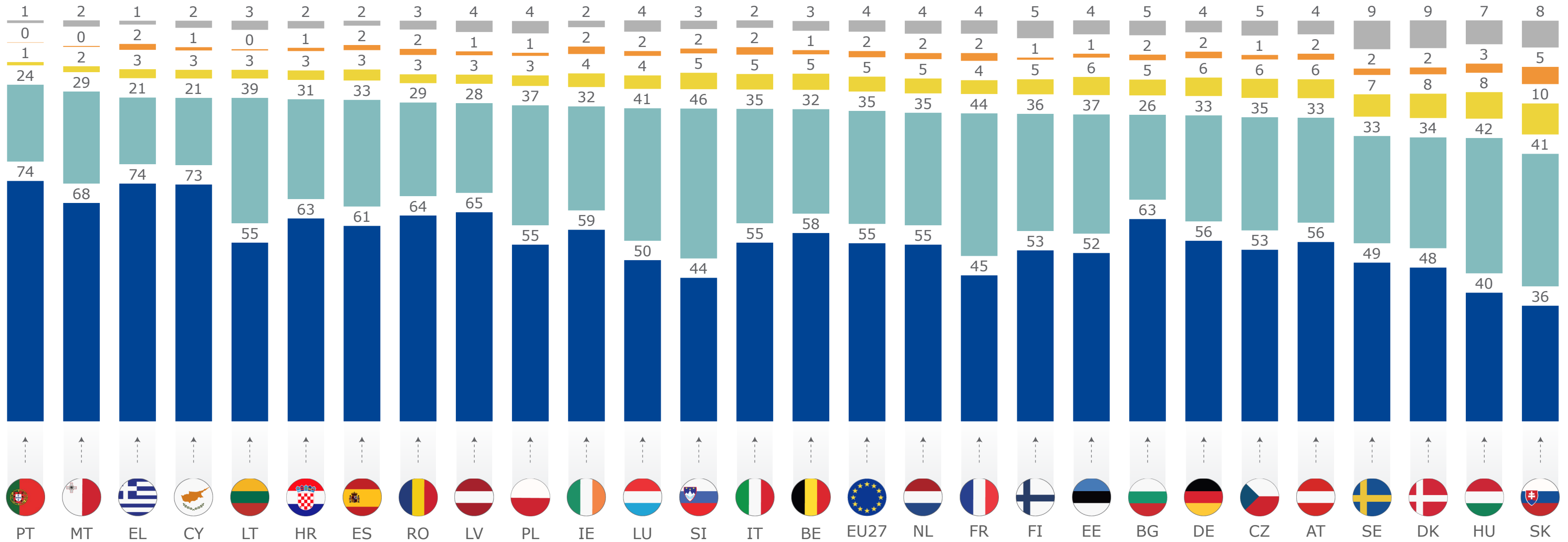
# Q6\_4

How much do you agree or disagree with each of the following statements?

*Measures should be taken at the European level to limit the impact of rising energy prices on consumers and companies*



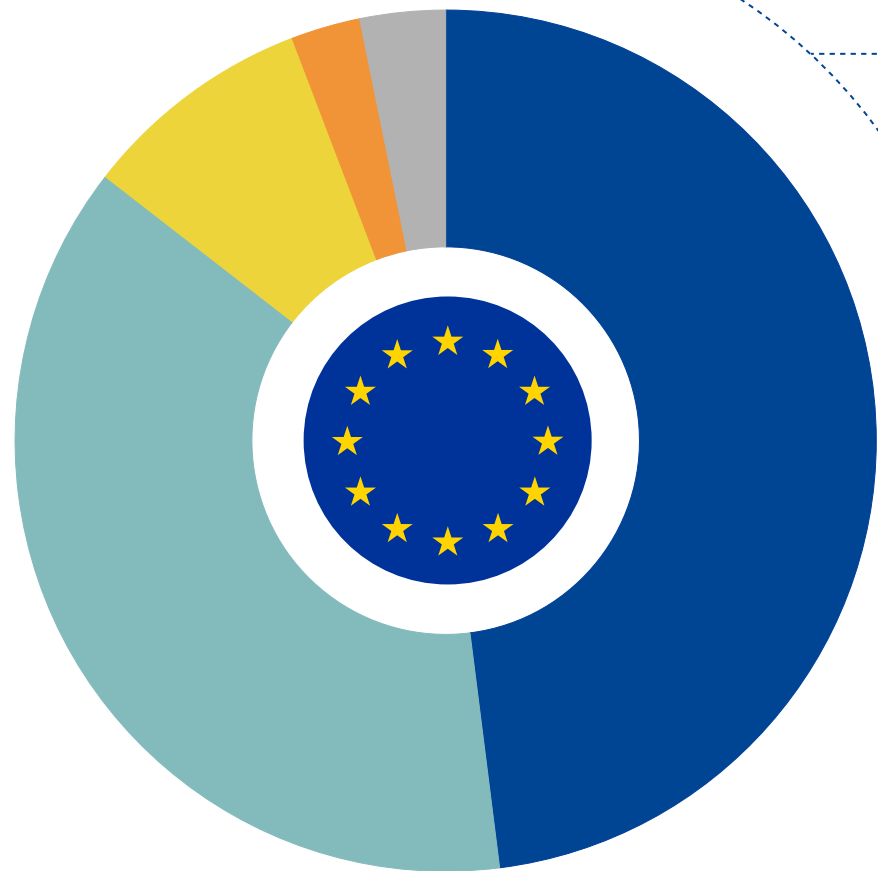
— Totally agree     
 — Tend to agree     
 — Tend to disagree     
 — Totally disagree     
 — Don't know



# Q6\_5

How much do you agree or disagree with each of the following statements?  
*Rising energy prices have a significant impact on my purchasing power*

## EU27 average



- **48%** Totally agree
- **38%** Tend to agree
- **9%** Tend to disagree
- **3%** Totally disagree
- **3%** Don't know

## Occupation (%)



Self-employed	45	38	12	3	3
Employee	45	39	11	3	3
Manual worker	46	34	11	5	4
Not working	51	37	6	2	3

## Gender (%)



Male	47	38	10	3	2
Female	49	37	8	2	4

## Age (%)



15-24	34	40	15	5	6
25-39	40	39	12	4	4
40-54	50	37	8	2	3
55+	55	36	5	2	2

## Education (age when completed) (%)



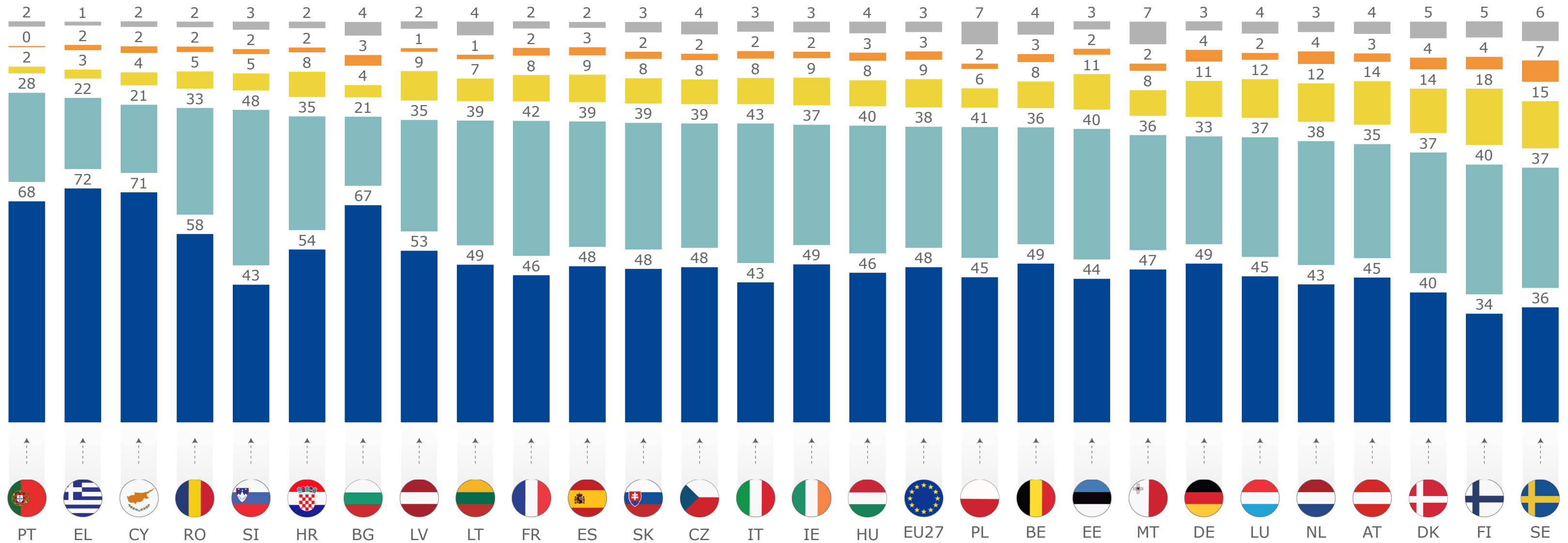
Up to 15 years	48	37	9	3	2
16-19 years	52	36	7	2	3
20+ years	47	39	9	2	3
Still studying	39	39	13	4	6

# Q6\_5

How much do you agree or disagree with each of the following statements?  
*Rising energy prices have a significant impact on my purchasing power*



— Totally agree     
 — Tend to agree     
 — Tend to disagree     
 — Totally disagree     
 — Don't know

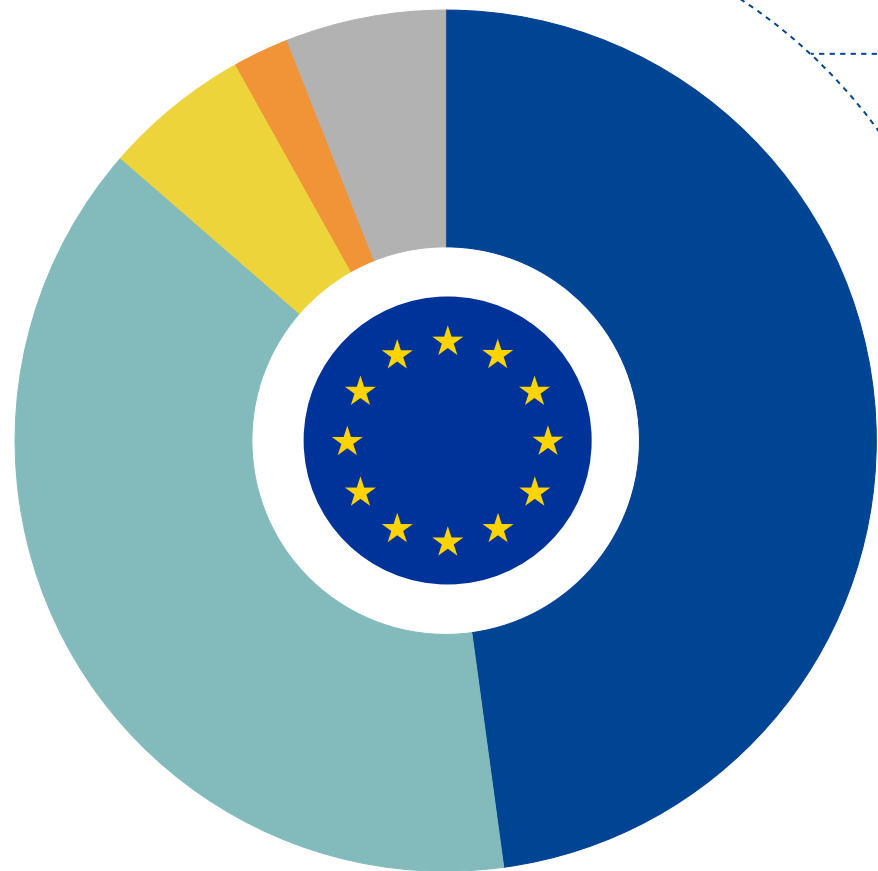




# Q6\_6

How much do you agree or disagree with each of the following statements?  
*Gas storage in the EU should be filled up to avoid risks of shortage for next winter*

## EU27 average



- **48%** Totally agree
- **39%** Tend to agree
- **6%** Tend to disagree
- **2%** Totally disagree
- **6%** Don't know

## Occupation (%)



Self-employed	48	38	7	2	5
Employee	46	39	6	3	6
Manual worker	42	39	9	3	6
Not working	50	38	4	2	6

## Gender (%)



Male	51	38	6	2	3
Female	45	39	5	2	9

## Age (%)



15-24	33	43	12	4	9
25-39	39	42	9	4	7
40-54	49	37	5	2	7
55+	56	36	2	1	4

## Education (age when completed) (%)



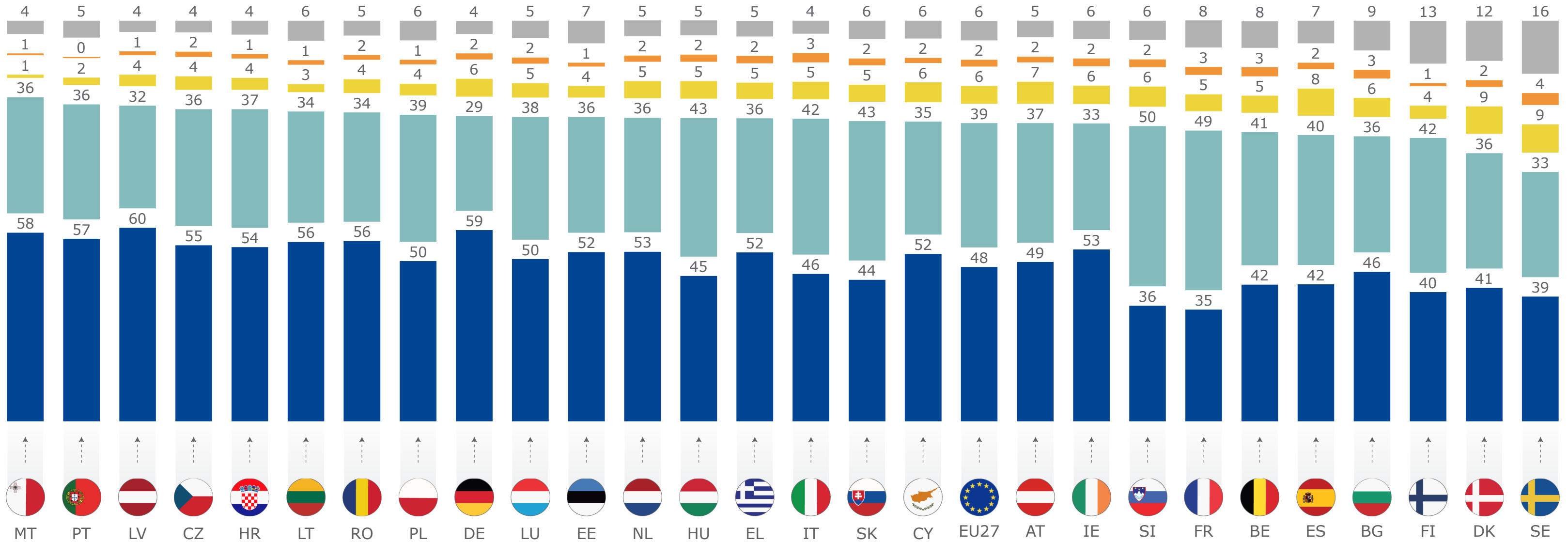
Up to 15 years	47	37	6	3	6
16-19 years	52	37	4	2	6
20+ years	48	40	5	2	5
Still studying	36	42	11	2	8

# Q6\_6

How much do you agree or disagree with each of the following statements?  
*Gas storage in the EU should be filled up to avoid risks of shortage for next winter*



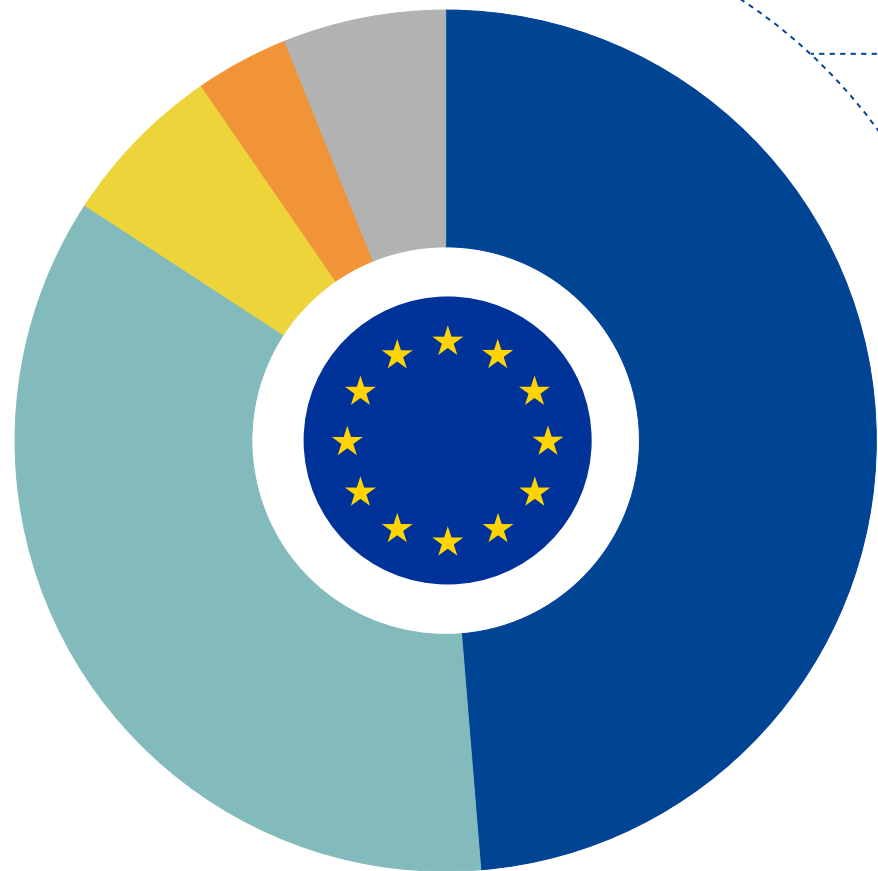
— Totally agree     
 — Tend to agree     
 — Tend to disagree     
 — Totally disagree     
 — Don't know



# Q6\_7

How much do you agree or disagree with each of the following statements?  
*EU Member States should jointly buy gas from other countries in order to get a better price*

## EU27 average



- **49%** Totally agree
- **36%** Tend to agree
- **6%** Tend to disagree
- **4%** Totally disagree
- **6%** Don't know

## Occupation (%)



Self-employed	50	33	9	3	5
Employee	46	37	7	3	6
Manual worker	45	35	7	6	7
Not working	51	35	4	3	6

## Gender (%)



Male	51	34	7	4	4
Female	47	37	5	3	8

## Age (%)



15-24	34	41	10	6	8
25-39	40	39	10	4	8
40-54	50	34	6	3	7
55+	57	33	3	3	4

## Education (age when completed) (%)



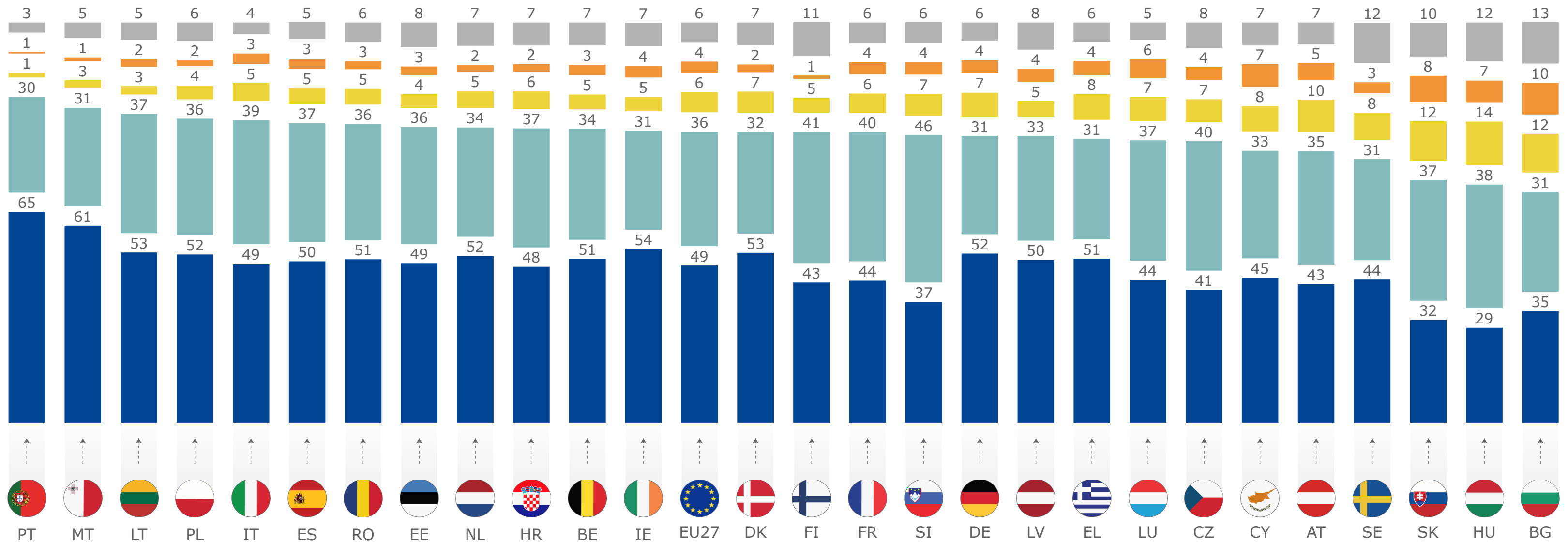
Up to 15 years	48	34	8	5	6
16-19 years	52	34	5	4	6
20+ years	50	36	6	3	6
Still studying	39	41	9	4	8

# Q6\_7

How much do you agree or disagree with each of the following statements?  
*EU Member States should jointly buy gas from other countries in order to get a better price*



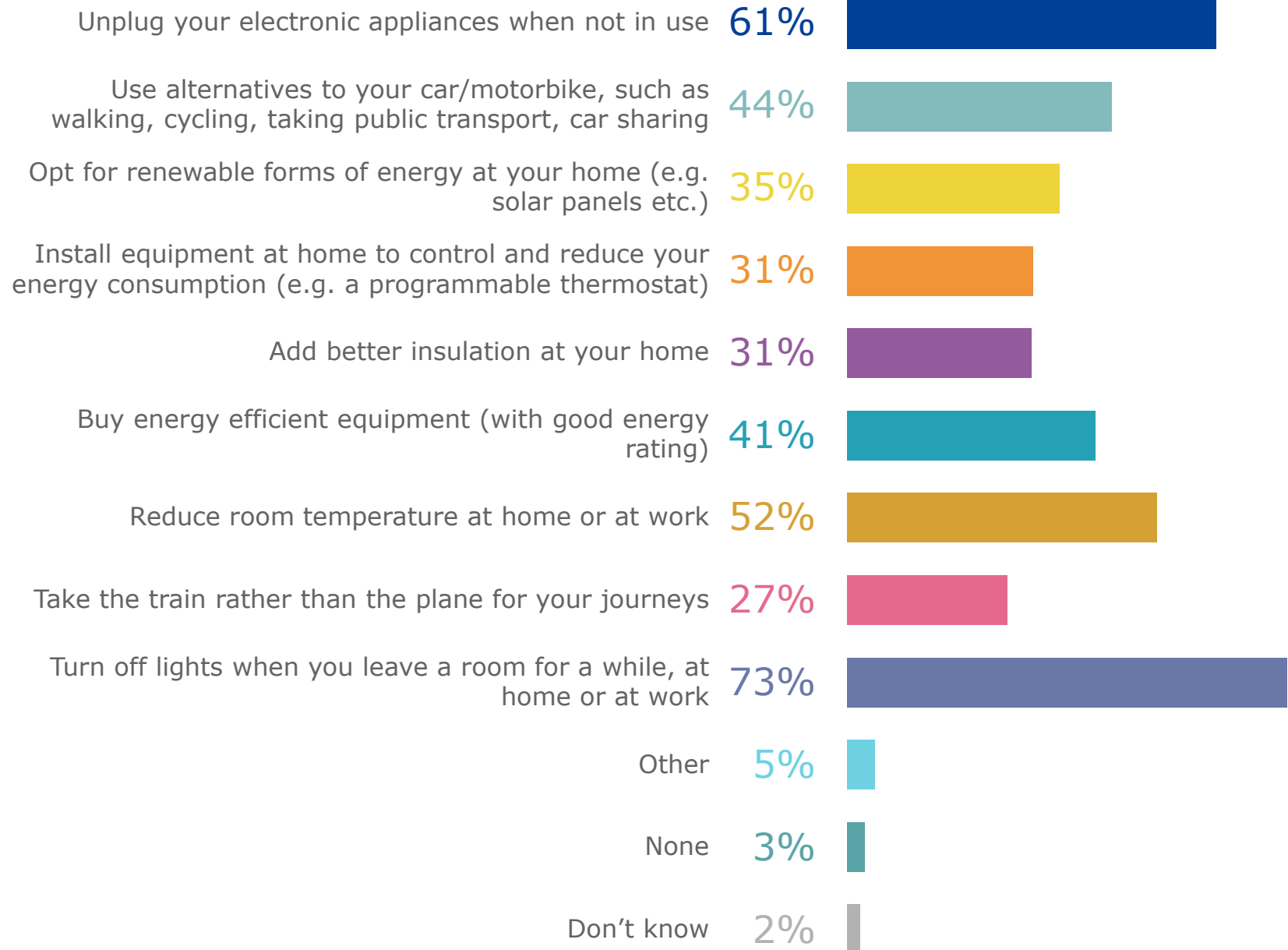
— Totally agree     
 — Tend to agree     
 — Tend to disagree     
 — Totally disagree     
 — Don't know



# Q7

And you, personally, what kind of action(s) would you be ready to take to cut down on your energy consumption and your energy bills? [MULTIPLE ANSWERS]

## EU27 average



## Gender (%)



Male	55	42	37	31	31	43	49	27	68	5	4	2
Female	68	46	34	31	30	40	54	26	78	4	2	2

## Age (%)



15-24	53	49	39	27	24	33	39	29	65	4	3	3
25-39	58	46	40	35	31	42	46	26	67	5	2	2
40-54	61	42	37	32	33	43	53	26	73	5	3	2
55+	66	43	31	29	32	42	58	27	79	4	3	2

## Education (age when completed) (%)



Up to 15 years	60	40	29	25	28	31	51	22	70	4	3	2
16-19 years	62	40	31	27	28	40	54	25	74	4	3	2
20+ years	64	46	39	35	35	46	54	28	75	5	3	1
Still studying	54	51	40	30	26	36	40	32	67	5	3	3

## Occupation (%)



Self-employed	55	45	41	35	33	42	49	26	66	6	3	2
Employee	60	44	39	35	33	44	51	27	72	5	2	1
Manual worker	54	37	30	29	26	39	44	25	65	4	5	3
Not working	65	45	32	28	29	40	54	27	77	4	3	3

# Q7

## And you, personally, what kind of action(s) would you be ready to take to cut down on your energy consumption and your energy bills? [MULTIPLE ANSWERS]

	EU27	BE	BG	CZ	DK	DE	EE	IE	EL	ES	FR	HR	IT	CY	LV	LT	LU	HU	MT	NL	AT	PL	PT	RO	SI	SK	FI	SE
Unplug your electronic appliances when not in use	61	60	55	53	48	61	60	69	54	66	64	65	60	62	58	69	56	51	60	53	57	66	75	66	48	55	62	59
Use alternatives to your car/motorbike, such as walking, cycling, taking public transport, car sharing	44	40	42	38	41	46	47	41	47	52	36	43	41	34	27	34	46	42	45	49	47	48	54	47	39	42	48	45
Opt for renewable forms of energy at your home (e.g. solar panels etc.)	35	36	36	28	27	30	35	43	49	36	25	47	43	64	32	26	43	49	52	47	36	34	52	37	48	36	33	41
Install equipment at home to control and reduce your energy consumption (e.g. a programmable thermostat)	31	26	26	29	27	27	36	39	30	35	29	31	30	36	26	18	42	43	41	30	28	32	38	40	37	34	35	31
Add better insulation at your home	31	33	49	23	19	19	47	47	39	35	29	49	28	43	30	33	32	49	35	39	23	34	44	46	46	35	22	24
Buy energy efficient equipment (with good energy rating)	41	46	40	37	41	31	57	53	37	38	40	38	44	50	41	40	49	49	70	52	28	50	55	50	43	48	56	43
Reduce room temperature at home or at work	52	64	35	46	58	59	39	54	37	45	53	49	56	33	28	27	53	35	36	69	55	48	35	49	40	39	55	39
Take the train rather than the plane for your journeys	27	21	18	30	21	36	22	18	15	23	24	20	20	9	14	11	33	33	10	22	38	32	24	21	23	37	38	38
Turn off lights when you leave a room for a while, at home or at work	73	77	63	63	74	77	83	80	66	72	71	73	71	74	71	67	80	68	85	75	78	76	79	76	56	70	81	73
Other	5	5	2	4	7	8	4	6	3	4	4	3	3	3	3	3	8	4	9	7	8	1	2	4	3	2	10	4
None	3	4	4	5	3	3	2	3	5	3	4	2	2	1	3	4	4	3	0	2	2	2	1	2	2	5	2	3
Don't know	2	3	2	4	3	2	1	2	3	2	2	1	2	2	4	4	2	2	4	3	2	2	2	2	3	2	3	3

 Most frequently mentioned response