



Standard Eurobarometer 96
Winter 2021-2022

Public opinion in the European Union

Survey requested and coordinated by the European Commission,
Directorate-General for Communication

This document does not represent the point of view of the European Commission.
The interpretations and opinions contained in it are solely those of the authors.

Annex





























Fieldwork: January – February 2022



Standard Eurobarometer 96
Public opinion in the European Union
Winter 2021-2022

QA1.1 How would you judge the current situation in each of the following?

The situation in (OUR COUNTRY) in general (%)












		Very good		Rather good		Rather bad		Very bad		Don't know	Total 'Good'		Total 'Bad'	
		Win.21/22	Diff. Win.21/22 - Sp.2021	Win.21/22	Diff. Win.21/22 - Sp.2021	Win.21/22	Diff. Win.21/22 - Sp.2021	Win.21/22	Diff. Win.21/22 - Sp.2021		Win.21/22	Diff. Win.21/22 - Sp.2021	Win.21/22	Diff. Win.21/22 - Sp.2021
EU27		3	-1	40	-2	42	1	13	2	2	43	-3	55	3
EURO AREA		3	0	40	-3	43	1	13	2	1	43	-3	56	3
NON-EURO AREA		5	-2	39	-2	40	1	14	3	2	44	-4	54	4
BE		4	1	56	-18	33	13	6	3	1	60	-17	39	16
BG		1	0	13	-5	56	4	27	4	3	14	-5	83	8
CZ		3	-1	55	4	38	3	4	-6	0	58	3	42	-3
DK		25	-2	64	-1	9	3	1	0	1	89	-3	10	3
DE		3	-2	60	-8	31	9	5	2	1	63	-10	36	11
EE		2	-3	56	-15	38	16	4	2	0	58	-18	42	18
IE		12	7	55	-5	27	-2	4	-2	2	67	2	31	-4
EL		1	0	16	-2	58	1	25	2	0	17	-2	83	3
ES		1	1	21	3	59	-3	17	-2	2	22	4	76	-5
FR		1	-1	31	-7	51	4	15	4	2	32	-8	66	8
HR		1	-1	20	-1	56	0	22	3	1	21	-2	78	3
IT		2	0	28	6	48	-9	22	4	0	30	6	70	-5
CY		1	-1	39	8	46	-2	14	-4	0	40	7	60	-6
CY (tcc)*		6	4	13	-5	54	18	24	-13	3	19	-1	78	5
LV		0	-1	28	-12	53	6	18	7	1	28	-13	71	13
LT		2	0	38	-20	48	15	11	4	1	40	-20	59	19
LU		14	-9	73	5	11	4	2	1	0	87	-4	13	5
HU		5	0	48	3	39	-1	7	-2	1	53	3	46	-3
MT		6	1	52	-1	28	1	12	2	2	58	0	40	3
NL		12	-3	66	-2	19	4	3	1	0	78	-5	22	5
AT		6	-3	50	-10	35	10	8	3	1	56	-13	43	13
PL		4	-1	36	-5	43	3	14	4	3	40	-6	57	7
PT		1	1	33	15	58	-15	6	-2	2	34	16	64	-17
RO		5	-2	22	-5	48	0	23	7	2	27	-7	71	7
SI		4	1	44	-4	37	0	14	3	1	48	-3	51	3
SK		2	1	23	-9	48	2	26	5	1	25	-8	74	7
FI		8	-2	72	-2	17	3	2	0	1	80	-4	19	3
SE		10	1	66	4	19	-4	5	-1	0	76	5	24	-5

*CY (tcc): The situation in the Turkish Cypriot Community in general

Standard Eurobarometer 96
Public opinion in the European Union
Winter 2021-2022

QA1.1 How would you judge the current situation in each of the following?

The situation in (OUR COUNTRY) in general (%)





























		Very good		Rather good		Rather bad		Very bad		Don't know	Total 'Good'		Total 'Bad'	
		Win.21/22	Diff. Win.21/22 - Sp.2021	Win.21/22	Diff. Win.21/22 - Sp.2021	Win.21/22	Diff. Win.21/22 - Sp.2021	Win.21/22	Diff. Win.21/22 - Sp.2021		Win.21/22	Diff. Win.21/22 - Sp.2021	Win.21/22	Diff. Win.21/22 - Sp.2021
EU27		3	-1	40	-2	42	1	13	2	2	43	-3	55	3
EURO AREA		3	0	40	-3	43	1	13	2	1	43	-3	56	3
NON-EURO AREA		5	-2	39	-2	40	1	14	3	2	44	-4	54	4
AL		15	-2	31	-6	46	1	8	7	0	46	-8	54	8
MK		3	-1	31	-1	39	-1	26	3	1	34	-2	65	2
ME		18	0	27	7	30	-9	21	0	4	45	7	51	-9
RS		6	-1	36	-2	44	5	13	1	1	42	-3	57	6
TR		18	0	18	-13	41	5	23	10	0	36	-13	64	15
BA		3	-2	18	0	54	3	25	0	0	21	-2	79	3
CH		28	0	68	-1	4	1	0	0	0	96	-1	4	1
IS		14	-7	68	-2	17	9	1	0	0	82	-9	18	9
NO		23	-7	62	1	14	5	1	1	0	85	-6	15	6
UK		2	-1	31	-13	53	5	14	9	0	33	-14	67	14
XK*		6	-8	52	-4	27	8	13	3	2	58	-12	40	11

*This designation is without prejudice to positions on status, and is in line with UNSCR 1244/99 and the ICJ Opinion on the Kosovo declaration of independence.

Standard Eurobarometer 96
Public opinion in the European Union
Winter 2021-2022

QA1.2 How would you judge the current situation in each of the following?

The situation of the (NATIONALITY) economy (%)












		Very good		Rather good		Rather bad		Very bad		Don't know	Total 'Good'		Total 'Bad'		
		Win.21/22	Diff. Win.21/22 - Sp.2021	Win.21/22	Diff. Win.21/22 - Sp.2021	Win.21/22	Diff. Win.21/22 - Sp.2021	Win.21/22	Diff. Win.21/22 - Sp.2021		Win.21/22	Win.21/22	Diff. Win.21/22 - Sp.2021	Win.21/22	Diff. Win.21/22 - Sp.2021
EU27		5	0	34	-1	43	0	16	1	2	39	-1	59	1	
EURO AREA		4	0	35	0	44	0	15	0	2	39	0	59	0	
NON-EURO AREA		9	0	32	-3	39	0	17	3	3	41	-3	56	3	
BE		5	2	48	-15	38	6	7	5	2	53	-13	45	11	
BG		1	0	9	-2	48	3	37	2	5	10	-2	85	5	
CZ		1	-1	34	1	51	6	14	-4	0	35	0	65	2	
DK		34	12	56	-6	7	-4	1	0	2	90	6	8	-4	
DE		5	-2	59	-3	30	5	4	0	2	64	-5	34	5	
EE		3	-1	56	-9	36	7	5	3	0	59	-10	41	10	
IE		12	6	51	-1	28	-8	6	0	3	63	5	34	-8	
EL		2	1	8	0	49	-1	40	-1	1	10	1	89	-2	
ES		0	0	17	5	61	2	20	-9	2	17	5	81	-7	
FR		1	0	26	-3	49	-1	18	4	6	27	-3	67	3	
HR		3	1	13	-1	55	1	28	-1	1	16	0	83	0	
IT		4	0	18	6	50	-7	28	2	0	22	6	78	-5	
CY		1	-1	36	7	47	0	15	-6	1	37	6	62	-6	
CY (tcc)*		5	3	12	-2	55	20	25	-17	3	17	1	80	3	
LV		0	-1	18	-6	56	1	23	5	3	18	-7	79	6	
LT		2	-1	35	-17	49	12	12	4	2	37	-18	61	16	
LU		22	-2	68	3	8	0	1	1	1	90	1	9	1	
HU		7	1	39	1	44	-1	9	-1	1	46	2	53	-2	
MT		10	4	50	-10	29	6	8	4	3	60	-6	37	10	
NL		20	-1	61	-5	15	3	3	2	1	81	-6	18	5	
AT		8	2	38	-5	41	2	11	0	2	46	-3	52	2	
PL		9	-2	29	-4	42	1	16	6	4	38	-6	58	7	
PT		1	1	22	11	63	-12	11	-2	3	23	12	74	-14	
RO		9	1	21	-5	40	-3	28	7	2	30	-4	68	4	
SI		6	3	47	0	36	-4	10	1	1	53	3	46	-3	
SK		1	0	20	-4	47	-4	29	7	3	21	-4	76	3	
FI		4	1	57	1	33	-1	5	-1	1	61	2	38	-2	
SE		17	4	63	-2	16	-4	3	1	1	80	2	19	-3	

*CY (tcc): The economic situation in the Turkish Cypriot Community

Standard Eurobarometer 96
Public opinion in the European Union
Winter 2021-2022

QA1.2 How would you judge the current situation in each of the following?





























The situation of the (NATIONALITY) economy (%)

		Very good		Rather good		Rather bad		Very bad		Don't know	Total 'Good'		Total 'Bad'	
		Win.21/22	Diff. Win.21/22 - Sp.2021	Win.21/22	Diff. Win.21/22 - Sp.2021	Win.21/22	Diff. Win.21/22 - Sp.2021	Win.21/22	Diff. Win.21/22 - Sp.2021		Win.21/22	Diff. Win.21/22 - Sp.2021	Win.21/22	Diff. Win.21/22 - Sp.2021
		EU27		5	0	34	-1	43	0		16	1	2	39
EURO AREA		4	0	35	0	44	0	15	0	2	39	0	59	0
NON-EURO AREA		9	0	32	-3	39	0	17	3	3	41	-3	56	3
AL		6	1	35	-5	52	-2	6	5	1	41	-4	58	3
MK		4	1	17	-4	39	-2	39	5	1	21	-3	78	3
ME		15	1	27	6	37	-4	18	-4	3	42	7	55	-8
RS		5	0	31	1	42	-1	20	3	2	36	1	62	2
TR		12	0	20	-14	39	3	29	12	0	32	-14	68	15
BA		3	-3	13	1	56	3	27	-1	1	16	-2	83	2
CH		32	8	62	-9	6	1	0	0	0	94	-1	6	1
IS		10	-1	61	-13	26	12	3	2	0	71	-14	29	14
NO		35	1	54	-5	10	3	1	1	0	89	-4	11	4
UK		2	1	27	-10	58	4	13	5	0	29	-9	71	9
XK		6	-4	38	-4	36	6	19	2	1	44	-8	55	8

Standard Eurobarometer 96
Public opinion in the European Union
Winter 2021-2022

QA1.3 How would you judge the current situation in each of the following?












The situation of the European economy (%)

		Very good		Rather good		Rather bad		Very bad		Don't know	Total 'Good'		Total 'Bad'	
		Win.21/22	Diff. Win.21/22 - Sp.2021	Win.21/22	Diff. Win.21/22 - Sp.2021	Win.21/22	Diff. Win.21/22 - Sp.2021	Win.21/22	Diff. Win.21/22 - Sp.2021		Win.21/22	Diff. Win.21/22 - Sp.2021	Win.21/22	Diff. Win.21/22 - Sp.2021
EU27		3	-1	42	2	37	-1	7	0	11	45	1	44	-1
EURO AREA		2	-1	40	2	39	-2	8	1	11	42	1	47	-1
NON-EURO AREA		5	-2	48	-1	30	2	6	1	11	53	-3	36	3
BE		4	1	48	-14	39	7	5	2	4	52	-13	44	9
BG		4	-3	33	-5	26	7	7	1	30	37	-8	33	8
CZ		3	0	48	1	42	6	7	-1	0	51	1	49	5
DK		10	5	65	8	19	-8	1	-1	5	75	13	20	-9
DE		1	-1	47	4	38	-1	5	0	9	48	3	43	-1
EE		3	-1	69	-3	26	4	2	0	0	72	-4	28	4
IE		10	5	51	-12	24	-7	4	3	11	61	-7	28	-4
EL		9	1	38	-1	37	0	10	2	6	47	0	47	2
ES		2	1	32	3	45	-4	8	2	13	34	4	53	-2
FR		1	-1	27	-1	40	2	11	2	21	28	-2	51	4
HR		3	0	48	0	34	2	8	0	7	51	0	42	2
IT		3	0	37	11	41	-12	12	0	7	40	11	53	-12
CY		3	-1	47	3	27	-1	6	-4	17	50	2	33	-5
CY (tcc)		18	-1	28	-2	31	19	10	1	13	46	-3	41	20
LV		2	-4	50	-3	34	3	4	2	10	52	-7	38	5
LT		6	0	58	-16	22	4	1	-1	13	64	-16	23	3
LU		4	1	61	6	30	-2	2	-1	3	65	7	32	-3
HU		7	0	53	0	29	-2	4	1	7	60	0	33	-1
MT		4	1	57	-4	26	7	2	1	11	61	-3	28	8
NL		5	1	61	-4	22	-4	3	1	9	66	-3	25	-3
AT		6	-1	34	0	39	0	13	-1	8	40	-1	52	-1
PL		6	-2	47	-2	31	5	5	0	11	53	-4	36	5
PT		2	-2	50	5	36	-4	4	1	8	52	3	40	-3
RO		8	-1	45	-1	26	2	8	2	13	53	-2	34	4
SI		4	1	61	-5	26	2	4	0	5	65	-4	30	2
SK		3	-1	35	-6	33	-4	16	6	13	38	-7	49	2
FI		2	0	57	3	31	-10	3	0	7	59	3	34	-10
SE		2	0	52	-11	31	-1	4	1	11	54	-11	35	0

Standard Eurobarometer 96
Public opinion in the European Union
Winter 2021-2022

QA1.3 How would you judge the current situation in each of the following?





























The situation of the European economy (%)

		Very good		Rather good		Rather bad		Very bad		Don't know	Total 'Good'		Total 'Bad'	
		Win.21/22	Diff. Win.21/22 - Sp.2021	Win.21/22	Diff. Win.21/22 - Sp.2021	Win.21/22	Diff. Win.21/22 - Sp.2021	Win.21/22	Diff. Win.21/22 - Sp.2021		Win.21/22	Diff. Win.21/22 - Sp.2021	Win.21/22	Diff. Win.21/22 - Sp.2021
EU27		3	-1	42	2	37	-1	7	0	11	45	1	44	-1
EURO AREA		2	-1	40	2	39	-2	8	1	11	42	1	47	-1
NON-EURO AREA		5	-2	48	-1	30	2	6	1	11	53	-3	36	3
AL		21	2	24	-3	47	-5	7	5	1	45	-1	54	0
MK		16	1	48	4	17	-3	9	-2	10	64	5	26	-5
ME		15	9	41	0	26	-10	11	-2	7	56	9	37	-12
RS		9	-3	44	-1	26	0	9	5	12	53	-4	35	5
TR		17	7	37	-9	29	1	9	1	8	54	-2	38	2
BA		10	0	51	0	29	0	3	-2	7	61	0	32	-2
CH		2	0	69	5	27	-5	2	0	0	71	5	29	-5
IS		3	0	66	-5	30	7	1	-2	0	69	-5	31	5
NO		2	-2	66	1	30	0	2	1	0	68	-1	32	1
UK		1	-1	34	-4	60	6	5	-1	0	35	-5	65	5
XK		34	-8	39	3	12	4	4	0	11	73	-5	16	4

Standard Eurobarometer 96
Public opinion in the European Union
Winter 2021-2022

QA1.4 How would you judge the current situation in each of the following?












Your personal job situation (%)

		Very good		Rather good		Rather bad		Very bad		Don't know	Total 'Good'		Total 'Bad'	
		Win.21/22	Diff. Win.21/22 - Sp.2021	Win.21/22	Diff. Win.21/22 - Sp.2021	Win.21/22	Diff. Win.21/22 - Sp.2021	Win.21/22	Diff. Win.21/22 - Sp.2021	Win.21/22	Win.21/22	Diff. Win.21/22 - Sp.2021	Win.21/22	Diff. Win.21/22 - Sp.2021
EU27		14	-2	46	-2	15	0	6	1	19	60	-4	21	1
EURO AREA		14	-1	46	-2	14	-1	6	1	20	60	-3	20	0
NON-EURO AREA		16	-2	48	1	17	0	6	2	13	64	-1	23	2
BE		17	-8	55	-7	15	4	4	2	9	72	-15	19	6
BG		7	0	39	-3	27	1	12	3	15	46	-3	39	4
CZ		24	0	64	12	9	2	3	0	0	88	12	12	2
DK		53	2	30	-1	8	0	5	1	4	83	1	13	1
DE		21	-2	46	-2	11	3	4	0	18	67	-4	15	3
EE		14	-5	59	0	22	6	5	-1	0	73	-5	27	5
IE		28	-7	52	6	7	-6	2	-4	11	80	-1	9	-10
EL		5	1	35	-3	24	0	10	2	26	40	-2	34	2
ES		11	0	51	-1	18	-1	7	1	13	62	-1	25	0
FR		7	-3	43	-3	13	1	5	-1	32	50	-6	18	0
HR		8	-3	52	2	24	0	6	-1	10	60	-1	30	-1
IT		5	-1	48	2	19	-5	8	0	20	53	1	27	-5
CY		9	0	42	2	13	-5	6	-1	30	51	2	19	-6
CY (tcc)		9	0	38	-9	35	19	14	3	4	47	-9	49	22
LV		11	-1	46	-11	20	3	7	1	16	57	-12	27	4
LT		11	0	43	-19	13	-10	9	5	24	54	-19	22	-5
LU		29	0	58	8	8	1	2	0	3	87	8	10	1
HU		8	-1	45	-1	25	3	8	1	14	53	-2	33	4
MT		15	-3	55	7	13	3	2	-1	15	70	4	15	2
NL		39	3	30	-14	5	-2	2	-1	24	69	-11	7	-3
AT		19	-3	48	2	14	0	5	-1	14	67	-1	19	-1
PL		10	-2	57	3	16	0	5	2	12	67	1	21	2
PT		4	3	58	2	23	0	3	0	12	62	5	26	0
RO		6	-3	40	-1	24	2	6	2	24	46	-4	30	4
SI		18	0	53	2	13	-1	5	-3	11	71	2	18	-4
SK		8	-3	37	-7	18	-2	12	7	25	45	-10	30	5
FI		41	-5	31	-6	7	-3	6	-1	15	72	-11	13	-4
SE		44	-5	37	1	6	-5	2	-2	11	81	-4	8	-7

Standard Eurobarometer 96
Public opinion in the European Union
Winter 2021-2022

QA1.4 How would you judge the current situation in each of the following?





























Your personal job situation (%)

		Very good		Rather good		Rather bad		Very bad		Don't know	Total 'Good'		Total 'Bad'	
		Win.21/22	Diff. Win.21/22 - Sp.2021	Win.21/22	Diff. Win.21/22 - Sp.2021	Win.21/22	Diff. Win.21/22 - Sp.2021	Win.21/22	Diff. Win.21/22 - Sp.2021		Win.21/22	Diff. Win.21/22 - Sp.2021	Win.21/22	Diff. Win.21/22 - Sp.2021
		EU27		14	-2	46	-2	15	0		6	1	19	60
EURO AREA		14	-1	46	-2	14	-1	6	1	20	60	-3	20	0
NON-EURO AREA		16	-2	48	1	17	0	6	2	13	64	-1	23	2
AL		5	1	40	6	36	-10	16	5	3	45	7	52	-5
MK		6	-1	44	2	23	0	15	-1	12	50	1	38	-1
ME		5	2	42	8	26	-11	13	-6	14	47	10	39	-17
RS		4	-2	32	0	23	2	8	0	33	36	-2	31	2
TR		7	-2	27	-14	45	12	16	5	5	34	-16	61	17
BA		7	-1	36	0	25	0	6	-6	26	43	-1	31	-6
CH		40	1	50	-1	8	0	2	0	0	90	0	10	0
IS		42	-5	45	4	8	-1	4	1	1	87	-1	12	0
NO		45	-2	38	1	10	0	7	1	0	83	-1	17	1
UK		26	-1	49	-1	18	0	7	2	0	75	-2	25	2
XK		16	-5	41	1	18	6	12	-4	13	57	-4	30	2

Standard Eurobarometer 96
Public opinion in the European Union
Winter 2021-2022

QA1.5 How would you judge the current situation in each of the following?












The financial situation of your household (%)

		Very good		Rather good		Rather bad		Very bad		Don't know	Total 'Good'		Total 'Bad'	
		Win.21/22	Diff. Win.21/22 - Sp.2021	Win.21/22	Diff. Win.21/22 - Sp.2021	Win.21/22	Diff. Win.21/22 - Sp.2021	Win.21/22	Diff. Win.21/22 - Sp.2021	Win.21/22	Win.21/22	Diff. Win.21/22 - Sp.2021	Win.21/22	Diff. Win.21/22 - Sp.2021
EU27		12	-1	60	-1	21	1	5	1	2	72	-2	26	2
EURO AREA		11	-2	62	0	20	1	5	1	2	73	-2	25	2
NON-EURO AREA		14	-1	54	-1	24	1	6	2	2	68	-2	30	3
BE		16	-7	65	1	16	4	3	2	0	81	-6	19	6
BG		3	0	38	-5	41	4	13	2	5	41	-5	54	6
CZ		20	4	65	-3	13	0	2	0	0	85	1	15	0
DK		42	0	47	-1	10	2	1	0	0	89	-1	11	2
DE		17	-3	63	-1	14	3	4	1	2	80	-4	18	4
EE		11	1	66	-4	21	4	2	-1	0	77	-3	23	3
IE		24	-5	64	11	9	-6	2	-1	1	88	6	11	-7
EL		3	-1	47	-2	39	2	10	1	1	50	-3	49	3
ES		6	-1	67	1	19	-3	5	2	3	73	0	24	-1
FR		5	-2	65	-1	22	3	6	1	2	70	-3	28	4
HR		9	-2	55	-2	27	3	6	0	3	64	-4	33	3
IT		4	-1	62	2	26	0	7	1	1	66	1	33	1
CY		8	-1	65	3	23	0	4	-1	0	73	2	27	-1
CY (tcc)		9	-1	39	-17	34	17	15	5	3	48	-18	49	22
LV		5	-3	62	-4	28	6	5	1	0	67	-7	33	7
LT		7	-1	63	-1	22	-3	6	3	2	70	-2	28	0
LU		22	-4	65	6	12	2	1	-1	0	87	2	13	1
HU		7	0	55	3	32	-2	5	0	1	62	3	37	-2
MT		10	3	72	-6	16	7	1	0	1	82	-3	17	7
NL		46	4	50	-1	4	-2	0	-1	0	96	3	4	-3
AT		15	-1	59	6	17	-3	4	-1	5	74	5	21	-4
PL		8	-2	61	0	22	0	5	2	4	69	-2	27	2
PT		3	2	58	2	34	-3	3	-1	2	61	4	37	-4
RO		6	-3	45	-3	38	5	9	1	2	51	-6	47	6
SI		9	1	68	4	19	-5	4	1	0	77	5	23	-4
SK		3	-4	48	-7	31	1	14	8	4	51	-11	45	9
FI		25	3	61	0	11	-3	3	0	0	86	3	14	-3
SE		44	2	48	1	6	-4	1	0	1	92	3	7	-4

Standard Eurobarometer 96
Public opinion in the European Union
Winter 2021-2022

QA1.5 How would you judge the current situation in each of the following?





























The financial situation of your household (%)

		Very good		Rather good		Rather bad		Very bad		Don't know	Total 'Good'		Total 'Bad'		
		Win.21/22	Diff. Win.21/22 - Sp.2021	Win.21/22	Diff. Win.21/22 - Sp.2021	Win.21/22	Diff. Win.21/22 - Sp.2021	Win.21/22	Diff. Win.21/22 - Sp.2021		Win.21/22	Win.21/22	Diff. Win.21/22 - Sp.2021	Win.21/22	Diff. Win.21/22 - Sp.2021
EU27		12	-1	60	-1	21	1	5	1	2	72	-2	26	2	
EURO AREA		11	-2	62	0	20	1	5	1	2	73	-2	25	2	
NON-EURO AREA		14	-1	54	-1	24	1	6	2	2	68	-2	30	3	
AL		6	0	44	6	37	-13	8	3	5	50	6	45	-10	
MK		6	-2	51	1	32	3	10	-2	1	57	-1	42	1	
ME		6	2	40	7	32	-8	16	-3	6	46	9	48	-11	
RS		5	-1	46	1	38	3	8	-2	3	51	0	46	1	
TR		9	0	27	-15	48	12	14	3	2	36	-15	62	15	
BA		7	-4	55	4	31	2	5	-2	2	62	0	36	0	
CH		30	-3	60	4	9	0	1	-1	0	90	1	10	-1	
IS		33	-2	53	-1	12	2	2	1	0	86	-3	14	3	
NO		36	-3	53	4	10	0	1	-1	0	89	1	11	-1	
UK		18	-4	57	-4	22	6	3	2	0	75	-8	25	8	
XK		18	-5	59	2	18	4	4	-1	1	77	-3	22	3	

Standard Eurobarometer 96
Public opinion in the European Union
Winter 2021-2022

QA1.6 How would you judge the current situation in each of the following?

The employment situation in (OUR COUNTRY) (%)












		Very good		Rather good		Rather bad		Very bad		Don't know	Total 'Good'		Total 'Bad'	
		Win.21/22	Diff. Win.21/22 - Sp.2021	Win.21/22	Diff. Win.21/22 - Sp.2021	Win.21/22	Diff. Win.21/22 - Sp.2021	Win.21/22	Diff. Win.21/22 - Sp.2021		Win.21/22	Diff. Win.21/22 - Sp.2021	Win.21/22	Diff. Win.21/22 - Sp.2021
EU27		7	2	36	4	38	-3	15	-3	4	43	6	53	-6
EURO AREA		5	1	34	5	40	-3	17	-3	4	39	6	57	-6
NON-EURO AREA		11	2	42	2	32	-2	10	-1	5	53	4	42	-3
BE		10	4	54	-6	30	-2	4	2	2	64	-2	34	0
BG		1	0	15	1	50	4	23	-3	11	16	1	73	1
CZ		34	15	53	1	12	-10	1	-3	0	87	16	13	-13
DK		56	28	38	-22	4	-4	1	0	1	94	6	5	-4
DE		5	0	57	6	26	-5	4	-1	8	62	6	30	-6
EE		6	2	54	1	37	-3	3	0	0	60	3	40	-3
IE		17	6	58	7	19	-14	4	-1	2	75	13	23	-15
EL		1	0	5	0	40	-1	54	2	0	6	0	94	1
ES		0	-1	13	6	56	6	29	-13	2	13	5	85	-7
FR		1	0	32	11	50	-9	11	-2	6	33	11	61	-11
HR		3	2	21	-1	46	-7	27	5	3	24	1	73	-2
IT		2	0	17	5	44	-3	36	-2	1	19	5	80	-5
CY		2	0	41	11	45	-3	9	-7	3	43	11	54	-10
CY (tcc)*		6	5	18	1	52	22	17	-24	7	24	6	69	-2
LV		1	0	29	2	50	-10	14	4	6	30	2	64	-6
LT		4	0	46	2	36	-10	8	2	6	50	2	44	-8
LU		12	3	69	7	14	-8	3	-1	2	81	10	17	-9
HU		6	-1	45	8	38	-5	7	-3	4	51	7	45	-8
MT		10	4	51	-8	28	3	7	5	4	61	-4	35	8
NL		42	23	46	-22	9	-2	1	0	2	88	1	10	-2
AT		6	0	39	6	44	-2	8	-4	3	45	6	52	-6
PL		7	-1	50	5	31	-1	5	-2	7	57	4	36	-3
PT		1	1	24	15	63	-9	9	-9	3	25	16	72	-18
RO		4	-3	26	-1	40	2	26	4	4	30	-4	66	6
SI		7	4	45	7	36	-7	9	-4	3	52	11	45	-11
SK		1	-1	30	3	43	-6	23	4	3	31	2	66	-2
FI		4	2	64	14	27	-16	3	-2	2	68	16	30	-18
SE		6	1	58	7	29	-8	4	-3	3	64	8	33	-11

*CY (tcc): The employment situation in the Turkish Cypriot Community

Standard Eurobarometer 96
Public opinion in the European Union
Winter 2021-2022

QA1.6 How would you judge the current situation in each of the following?





























The employment situation in (OUR COUNTRY) (%)

		Very good		Rather good		Rather bad		Very bad		Don't know	Total 'Good'		Total 'Bad'		
		Win.21/22	Diff. Win.21/22 - Sp.2021	Win.21/22	Diff. Win.21/22 - Sp.2021	Win.21/22	Diff. Win.21/22 - Sp.2021	Win.21/22	Diff. Win.21/22 - Sp.2021		Win.21/22	Win.21/22	Diff. Win.21/22 - Sp.2021	Win.21/22	Diff. Win.21/22 - Sp.2021
EU27		7	2	36	4	38	-3	15	-3	4	43	6	53	-6	
EURO AREA		5	1	34	5	40	-3	17	-3	4	39	6	57	-6	
NON-EURO AREA		11	2	42	2	32	-2	10	-1	5	53	4	42	-3	
AL		9	3	23	-6	48	-6	18	7	2	32	-3	66	1	
MK		3	0	20	1	39	1	35	-3	3	23	1	74	-2	
ME		2	0	24	8	40	-1	31	-8	3	26	8	71	-9	
RS		5	1	25	-1	43	4	22	-2	5	30	0	65	2	
TR		9	-1	19	-13	46	7	24	7	2	28	-14	70	14	
BA		3	-2	16	3	46	1	33	-3	2	19	1	79	-2	
CH		24	9	66	-4	10	-4	0	-1	0	90	5	10	-5	
IS		13	5	67	2	18	-7	2	0	0	80	7	20	-7	
NO		22	11	63	-3	14	-7	1	-1	0	85	8	15	-8	
UK		9	6	40	5	46	-7	5	-4	0	49	11	51	-11	
XK		8	-4	28	0	32	5	30	-1	2	36	-4	62	4	

Standard Eurobarometer 96
Public opinion in the European Union
Winter 2021-2022

QA1.7 How would you judge the current situation in each of the following?

The provision of public services in (OUR COUNTRY) (%)












		Very good		Rather good		Rather bad		Very bad		Don't know	Total 'Good'		Total 'Bad'	
		Win.21/22	Diff. Win.21/22 - Sp.2021	Win.21/22	Diff. Win.21/22 - Sp.2021	Win.21/22	Diff. Win.21/22 - Sp.2021	Win.21/22	Diff. Win.21/22 - Sp.2021		Win.21/22	Diff. Win.21/22 - Sp.2021	Win.21/22	Diff. Win.21/22 - Sp.2021
EU27		7	-1	45	0	33	-1	11	2	4	52	-1	44	1
EURO AREA		7	-1	46	0	33	-1	11	2	3	53	-1	44	1
NON-EURO AREA		8	-1	43	0	34	1	10	0	5	51	-1	44	1
BE		11	2	56	-3	25	-3	6	2	2	67	-1	31	-1
BG		2	-2	24	0	38	4	16	-1	20	26	-2	54	3
CZ		11	-2	63	6	24	0	2	-1	0	74	4	26	-1
DK		18	-5	55	1	21	3	4	1	2	73	-4	25	4
DE		7	-3	56	2	28	1	5	1	4	63	-1	33	2
EE		10	-1	64	-2	23	2	3	1	0	74	-3	26	3
IE		12	5	50	9	26	-15	10	-1	2	62	14	36	-16
EL		2	0	20	-3	54	2	22	1	2	22	-3	76	3
ES		2	-3	41	-3	40	3	13	1	4	43	-6	53	4
FR		4	0	46	-2	33	-1	13	4	4	50	-2	46	3
HR		3	1	35	0	42	-2	18	1	2	38	1	60	-1
IT		2	-1	33	-1	42	-3	21	5	2	35	-2	63	2
CY		2	-1	46	7	36	0	13	-2	3	48	6	49	-2
CY (tcc)*		6	4	16	-4	52	22	19	-18	7	22	0	71	4
LV		3	-1	49	0	34	-4	10	3	4	52	-1	44	-1
LT		5	1	58	3	26	-10	5	0	6	63	4	31	-10
LU		29	-1	62	5	8	-1	1	-1	0	91	4	9	-2
HU		9	-2	53	2	30	1	6	1	2	62	0	36	2
MT		9	0	61	1	21	-3	6	4	3	70	1	27	1
NL		42	9	47	-9	9	0	1	-1	1	89	0	10	-1
AT		19	-2	53	1	19	0	5	1	4	72	-1	24	1
PL		8	0	40	0	36	2	11	-1	5	48	0	47	1
PT		1	0	38	7	51	-3	7	-2	3	39	7	58	-5
RO		5	-1	29	-6	45	4	17	3	4	34	-7	62	7
SI		6	0	49	-4	33	0	10	3	2	55	-4	43	3
SK		3	1	41	0	32	-11	19	8	5	44	1	51	-3
FI		12	-4	60	-5	24	7	3	1	1	72	-9	27	8
SE		16	3	58	-2	19	-5	3	0	4	74	1	22	-5

*CY (tcc): In our Community

Standard Eurobarometer 96
Public opinion in the European Union
Winter 2021-2022

QA1.7 How would you judge the current situation in each of the following?





























The provision of public services in (OUR COUNTRY) (%)

		Very good		Rather good		Rather bad		Very bad		Don't know	Total 'Good'		Total 'Bad'	
		Win.21/22	Diff. Win.21/22 - Sp.2021	Win.21/22	Diff. Win.21/22 - Sp.2021	Win.21/22	Diff. Win.21/22 - Sp.2021	Win.21/22	Diff. Win.21/22 - Sp.2021		Win.21/22	Diff. Win.21/22 - Sp.2021	Win.21/22	Diff. Win.21/22 - Sp.2021
EU27		7	-1	45	0	33	-1	11	2	4	52	-1	44	1
EURO AREA		7	-1	46	0	33	-1	11	2	3	53	-1	44	1
NON-EURO AREA		8	-1	43	0	34	1	10	0	5	51	-1	44	1
AL		12	0	38	-5	42	-1	7	5	1	50	-5	49	4
MK		3	0	38	6	31	-6	23	-2	5	41	6	54	-8
ME		6	3	33	7	36	-10	20	-2	5	39	10	56	-12
RS		7	-1	41	3	40	4	9	-4	3	48	2	49	0
TR		13	4	28	-10	40	3	17	4	2	41	-6	57	7
BA		3	-1	26	-3	51	3	18	2	2	29	-4	69	5
CH		43	4	52	-3	5	-1	0	0	0	95	1	5	-1
IS		9	0	58	-2	26	-2	6	3	1	67	-2	32	1
NO		33	0	53	-2	13	2	1	0	0	86	-2	14	2
UK		4	-2	35	-5	47	5	14	2	0	39	-7	61	7
XK		14	-8	53	5	23	6	7	-3	3	67	-3	30	3

Standard Eurobarometer 96
Public opinion in the European Union
Winter 2021-2022

QA2.1 What are your expectations for the next twelve months: will the next twelve months be better, worse or the same, when it comes to...?












Your life in general (%)

		Better		Worse		Same		Don't know
		Win.21/22	Diff. Wtn.21/22 - Sp.2021	Win.21/22	Diff. Wtn.21/22 - Sp.2021	Win.21/22	Diff. Wtn.21/22 - Sp.2021	Win.21/22
EU27		29	-3	14	3	55	0	2
EURO AREA		30	-3	12	3	56	0	2
NON-EURO AREA		28	-2	20	5	50	-3	2
BE		31	-5	16	5	52	-1	1
BG		20	-4	17	7	53	-3	10
CZ		32	2	22	10	46	-12	0
DK		40	4	5	1	55	-4	0
DE		25	-3	11	3	63	0	1
EE		36	-1	18	6	46	-5	0
IE		46	-3	4	-4	49	6	1
EL		25	-1	16	3	58	-2	1
ES		32	-6	9	4	56	1	3
FR		37	-4	11	3	46	-1	6
HR		29	-5	19	7	51	-2	1
IT		27	-3	15	1	56	1	2
CY		34	6	9	-3	55	-3	2
CY (tcc)		35	11	42	5	17	-9	6
LV		32	-1	15	3	51	-2	2
LT		27	-10	16	-3	56	12	1
LU		35	-6	11	3	54	4	0
HU		24	1	13	2	61	-3	2
MT		32	2	9	1	56	2	3
NL		33	0	5	2	62	-2	0
AT		26	2	12	-2	58	-1	4
PL		20	-4	25	6	53	-2	2
PT		28	2	13	4	55	-6	4
RO		28	-6	29	6	42	2	1
SI		29	5	14	-2	55	-4	2
SK		23	-1	28	8	46	-8	3
FI		36	1	4	-3	60	2	0
SE		54	5	3	-2	42	-4	1

Standard Eurobarometer 96
Public opinion in the European Union
Winter 2021-2022

QA2.1 What are your expectations for the next twelve months: will the next twelve months be better, worse or the same, when it comes to...?





























Your life in general (%)

		Better		Worse		Same		Don't know
		Win.21/22	Diff. Wtn.21/22 - Sp.2021	Win.21/22	Diff. Wtn.21/22 - Sp.2021	Win.21/22	Diff. Wtn.21/22 - Sp.2021	Win.21/22
EU27		29	-3	14	3	55	0	2
EURO AREA		30	-3	12	3	56	0	2
NON-EURO AREA		28	-2	20	5	50	-3	2
AL		62	-13	15	1	22	11	1
MK		32	2	20	1	47	-3	1
ME		54	9	6	-7	39	-3	1
RS		41	2	9	0	49	0	1
TR		32	-2	34	9	32	-6	2
BA		24	-11	10	-1	65	12	1
CH		39	2	6	1	55	-3	0
IS		57	4	3	-1	40	-3	0
NO		39	-5	7	4	54	1	0
UK		44	-4	17	9	39	-5	0
XK		62	-2	6	1	29	1	3

Standard Eurobarometer 96
Public opinion in the European Union
Winter 2021-2022

QA2.2 What are your expectations for the next twelve months: will the next twelve months be better, worse or the same, when it comes to...?

The situation in (OUR COUNTRY) in general (%)












		Better		Worse		Same		Don't know
		Win.21/22	Diff. Wtn.21/22 - Sp.2021	Win.21/22	Diff. Wtn.21/22 - Sp.2021	Win.21/22	Diff. Wtn.21/22 - Sp.2021	
		Win.21/22	Diff. Wtn.21/22 - Sp.2021	Win.21/22	Diff. Wtn.21/22 - Sp.2021	Win.21/22	Diff. Wtn.21/22 - Sp.2021	
EU27		30	-5	27	2	39	2	4
EURO AREA		31	-6	25	1	40	4	4
NON-EURO AREA		25	-5	34	7	37	-2	4
BE		23	-11	35	7	41	3	1
BG		21	-4	33	11	35	-6	11
CZ		27	3	48	11	25	-11	0
DK		39	-9	11	1	49	8	1
DE		29	-4	24	0	45	5	2
EE		27	-6	41	13	32	-7	0
IE		52	4	14	-11	33	6	1
EL		25	2	30	-5	44	3	1
ES		32	-9	22	6	42	3	4
FR		29	-6	23	-3	39	5	9
HR		21	-8	38	14	40	-6	1
IT		36	-8	28	2	34	6	2
CY		32	8	18	-12	49	5	1
CY (tcc)*		24	7	53	1	17	-3	6
LV		24	-2	35	3	39	0	2
LT		18	-16	33	-4	47	18	2
LU		27	-11	28	7	44	4	1
HU		23	-1	21	-1	51	-1	5
MT		28	-6	30	3	36	7	6
NL		36	-5	28	10	36	-4	0
AT		36	-4	19	5	42	-1	3
PL		21	-7	39	10	36	-3	4
PT		33	2	23	-1	39	-1	5
RO		27	-3	36	4	33	0	4
SI		26	6	31	-7	39	-2	4
SK		21	-1	42	4	35	-3	2
FI		29	-12	23	1	47	10	1
SE		39	-4	23	-1	37	4	1

*CY (tcc): The situation in the Turkish Cypriot Community in general

Standard Eurobarometer 96
Public opinion in the European Union
Winter 2021-2022

QA2.2 What are your expectations for the next twelve months: will the next twelve months be better, worse or the same, when it comes to...?





























The situation in (OUR COUNTRY) in general (%)

		Better		Worse		Same		Don't know
		Win.21/22	Diff. Wtn.21/22 - Sp.2021	Win.21/22	Diff. Wtn.21/22 - Sp.2021	Win.21/22	Diff. Wtn.21/22 - Sp.2021	Win.21/22
EU27		30	-5	27	2	39	2	4
EURO AREA		31	-6	25	1	40	4	4
NON-EURO AREA		25	-5	34	7	37	-2	4
AL		45	-18	27	6	26	10	2
MK		25	-2	38	5	34	-4	3
ME		52	16	16	-9	30	-7	2
RS		40	1	16	-3	42	3	2
TR		31	1	52	14	16	-13	1
BA		15	-4	35	5	48	-1	2
CH		45	3	12	-4	43	1	0
IS		53	-14	12	5	35	9	0
NO		44	-17	19	11	37	6	0
UK		31	-16	44	16	25	0	0
XK		48	-11	17	5	31	4	4

Standard Eurobarometer 96
Public opinion in the European Union
Winter 2021-2022

QA2.3 What are your expectations for the next twelve months: will the next twelve months be better, worse or the same, when it comes to...?

The economic situation in (OUR COUNTRY) (%)












		Better		Worse		Same		Don't know
		Win.21/22	Diff. Wtn.21/22 - Sp.2021	Win.21/22	Diff. Wtn.21/22 - Sp.2021	Win.21/22	Diff. Wtn.21/22 - Sp.2021	Win.21/22
EU27		28	-7	31	2	37	4	4
EURO AREA		31	-6	28	0	37	5	4
NON-EURO AREA		21	-7	40	9	35	-2	4
BE		21	-16	39	5	39	10	1
BG		20	-3	36	12	33	-10	11
CZ		20	2	61	11	19	-11	0
DK		30	-14	19	4	50	11	1
DE		31	-6	26	-1	41	8	2
EE		24	-13	44	15	32	-2	0
IE		50	6	18	-16	30	8	2
EL		24	2	38	-4	37	2	1
ES		33	-8	24	4	40	4	3
FR		29	-4	25	-5	37	6	9
HR		18	-8	43	13	38	-5	1
IT		35	-8	32	4	31	4	2
CY		31	5	20	-13	46	8	3
CY (tcc)*		24	9	55	0	16	-2	5
LV		22	1	40	1	35	-1	3
LT		17	-15	38	-3	43	16	2
LU		24	-13	31	7	44	8	1
HU		23	-5	24	3	50	1	3
MT		29	-6	31	5	33	4	7
NL		22	-22	36	14	41	7	1
AT		39	-11	22	6	36	5	3
PL		17	-9	43	11	35	-2	5
PT		32	1	25	0	38	-1	5
RO		23	-6	43	10	30	-2	4
SI		25	4	34	-6	37	-1	4
SK		21	-1	43	2	33	-2	3
FI		24	-9	33	2	42	6	1
SE		29	-11	29	6	41	4	1

*CY (tcc): The economic situation in the Turkish Cypriot Community

Standard Eurobarometer 96
Public opinion in the European Union
Winter 2021-2022

QA2.3 What are your expectations for the next twelve months: will the next twelve months be better, worse or the same, when it comes to...?





























The economic situation in (OUR COUNTRY) (%)

		Better		Worse		Same		Don't know
		Win.21/22	Diff. Wtn.21/22 - Sp.2021	Win.21/22	Diff. Wtn.21/22 - Sp.2021	Win.21/22	Diff. Wtn.21/22 - Sp.2021	Win.21/22
EU27		28	-7	31	2	37	4	4
EURO AREA		31	-6	28	0	37	5	4
NON-EURO AREA		21	-7	40	9	35	-2	4
AL		41	-15	17	2	41	12	1
MK		19	-5	49	8	29	-3	3
ME		43	20	21	-14	34	-6	2
RS		38	-2	17	-3	43	6	2
TR		24	-4	59	15	16	-9	1
BA		12	-7	39	2	47	5	2
CH		39	-5	14	-5	47	10	0
IS		38	-25	24	14	38	11	0
NO		34	-19	21	11	45	8	0
UK		27	-19	51	17	22	2	0
XK		44	-12	22	8	30	3	4

Standard Eurobarometer 96
Public opinion in the European Union
Winter 2021-2022

QA2.4 What are your expectations for the next twelve months: will the next twelve months be better, worse or the same, when it comes to...?












The financial situation of your household (%)

		Better		Worse		Same		Don't know
		Win.21/22	Diff. Wtn.21/22 - Sp.2021	Win.21/22	Diff. Wtn.21/22 - Sp.2021	Win.21/22	Diff. Wtn.21/22 - Sp.2021	Win.21/22
EU27		22	-3	17	4	59	-1	2
EURO AREA		23	-1	14	2	61	-1	2
NON-EURO AREA		22	-3	24	6	52	-2	2
BE		18	-1	23	9	58	-9	1
BG		19	-2	23	11	44	-10	14
CZ		19	-1	26	11	55	-9	0
DK		27	2	8	3	65	-4	0
DE		15	-2	13	3	70	-1	2
EE		27	-5	23	11	50	-6	0
IE		39	9	7	-5	52	-6	2
EL		19	-2	21	2	58	-1	2
ES		25	-6	12	6	60	-1	3
FR		31	2	13	1	52	-3	4
HR		24	-7	22	10	52	-4	2
IT		23	-4	17	1	59	4	1
CY		31	10	11	-3	56	-7	2
CY (tcc)		31	8	42	11	20	-16	7
LV		26	0	21	6	52	-4	1
LT		22	-9	20	-5	57	13	1
LU		24	-1	20	9	55	-7	1
HU		21	1	17	1	60	-3	2
MT		18	-2	15	7	64	0	3
NL		20	1	10	2	70	-3	0
AT		19	0	12	-2	64	0	5
PL		18	-5	30	9	51	-3	1
PT		22	-2	14	4	59	-3	5
RO		24	-8	31	3	43	7	2
SI		21	2	16	-5	61	2	2
SK		19	-1	35	12	43	-12	3
FI		25	0	7	-3	68	3	0
SE		31	-3	8	0	60	2	1

Standard Eurobarometer 96
Public opinion in the European Union
Winter 2021-2022

QA2.4 What are your expectations for the next twelve months: will the next twelve months be better, worse or the same, when it comes to...?





























The financial situation of your household (%)

		Better		Worse		Same		Don't know
		Win.21/22	Diff. Wtn.21/22 - Sp.2021	Win.21/22	Diff. Wtn.21/22 - Sp.2021	Win.21/22	Diff. Wtn.21/22 - Sp.2021	Win.21/22
EU27		22	-3	17	4	59	-1	2
EURO AREA		23	-1	14	2	61	-1	2
NON-EURO AREA		22	-3	24	6	52	-2	2
AL		43	-14	16	4	33	7	8
MK		24	2	24	2	49	-5	3
ME		40	16	20	-6	39	-10	1
RS		37	1	12	0	48	0	3
TR		25	-5	43	13	31	-6	1
BA		20	-9	14	0	65	10	1
CH		22	2	11	2	67	-4	0
IS		35	-4	10	2	55	2	0
NO		25	-4	12	6	63	-2	0
UK		26	-2	32	23	42	-21	0
XK		52	-6	11	0	33	4	4

Standard Eurobarometer 96
Public opinion in the European Union
Winter 2021-2022

QA2.5 What are your expectations for the next twelve months: will the next twelve months be better, worse or the same, when it comes to...?

The employment situation in (OUR COUNTRY) (%)












		Better		Worse		Same		Don't know
		Win.21/22	Diff. Wtn.21/22 - Sp.2021	Win.21/22	Diff. Wtn.21/22 - Sp.2021	Win.21/22	Diff. Wtn.21/22 - Sp.2021	
EU27		29	-5	24	-1	42	6	5
EURO AREA		31	-5	22	-3	42	8	5
NON-EURO AREA		21	-6	29	2	45	5	5
BE		26	-8	25	-2	47	8	2
BG		19	-5	29	8	35	-5	17
CZ		17	1	24	-5	59	9	0
DK		32	-16	10	2	57	15	1
DE		26	-7	19	-4	49	12	6
EE		24	-13	28	4	48	9	0
IE		55	8	9	-15	34	5	2
EL		24	3	38	-3	37	1	1
ES		34	-10	23	5	39	5	4
FR		36	2	19	-7	37	5	8
HR		21	-6	34	8	42	-2	3
IT		34	-6	30	-1	33	6	3
CY		29	5	18	-11	48	5	5
CY (tcc)*		23	8	53	2	17	-3	7
LV		20	-4	27	-1	48	4	5
LT		17	-12	21	-12	58	20	4
LU		27	-3	28	-1	43	5	2
HU		23	-3	19	0	53	2	5
MT		24	-11	26	2	45	17	5
NL		31	-11	14	-1	52	10	3
AT		36	-5	20	2	40	3	4
PL		18	-7	30	3	45	3	7
PT		29	0	18	-8	47	7	6
RO		18	-8	45	6	32	3	5
SI		21	0	27	-6	47	4	5
SK		20	-3	35	1	40	1	5
FI		35	-2	14	-7	49	7	2
SE		37	-8	18	-5	42	10	3

*CY (tcc): The employment situation in the Turkish Cypriot Community

Standard Eurobarometer 96
Public opinion in the European Union
Winter 2021-2022

QA2.5 What are your expectations for the next twelve months: will the next twelve months be better, worse or the same, when it comes to...?





























The employment situation in (OUR COUNTRY) (%)

		Better		Worse		Same		Don't know
		Win.21/22	Diff. Wtn.21/22 - Sp.2021	Win.21/22	Diff. Wtn.21/22 - Sp.2021	Win.21/22	Diff. Wtn.21/22 - Sp.2021	Win.21/22
EU27		29	-5	24	-1	42	6	5
EURO AREA		31	-5	22	-3	42	8	5
NON-EURO AREA		21	-6	29	2	45	5	5
AL		39	-12	28	8	31	3	2
MK		19	-2	43	3	34	0	4
ME		35	16	19	-7	42	-10	4
RS		33	-4	20	0	43	5	4
TR		23	-8	57	15	19	-5	1
BA		12	-6	35	1	50	5	3
CH		34	-2	13	-7	53	9	0
IS		47	-27	11	6	42	21	0
NO		42	-20	11	3	47	17	0
UK		30	-11	27	0	43	11	0
XK		39	-16	23	10	34	5	4

Standard Eurobarometer 96
Public opinion in the European Union
Winter 2021-2022

QA2.6 What are your expectations for the next twelve months: will the next twelve months be better, worse or the same, when it comes to...?












Your personal job situation (%)

		Better		Worse		Same		Don't know
		Win.21/22	Diff. Wtn.21/22 - Sp.2021	Win.21/22	Diff. Wtn.21/22 - Sp.2021	Win.21/22	Diff. Wtn.21/22 - Sp.2021	Win.21/22
EU27		21	-2	10	1	58	0	11
EURO AREA		22	-2	8	1	58	-1	12
NON-EURO AREA		19	-3	16	2	57	2	8
BE		21	-1	10	2	63	-7	6
BG		14	-5	11	4	63	0	12
CZ		21	2	9	1	70	10	0
DK		24	2	4	1	70	-2	2
DE		15	-2	6	1	67	2	12
EE		27	-2	10	1	63	1	0
IE		34	3	4	-2	57	-6	5
EL		16	0	13	2	63	1	8
ES		25	-5	9	5	59	-3	7
FR		27	-2	4	-1	49	2	20
HR		23	-6	18	4	54	0	5
IT		23	-3	13	-1	53	2	11
CY		27	7	8	-4	52	-3	13
CY (tcc)		34	11	40	11	19	-13	7
LV		22	-1	9	-1	62	0	7
LT		17	-12	9	-10	65	13	9
LU		27	3	8	0	62	4	3
HU		17	0	14	2	60	-2	9
MT		23	4	5	-1	55	6	17
NL		20	3	2	-3	58	-10	20
AT		19	0	9	-1	59	-3	13
PL		16	-4	19	3	60	0	5
PT		22	0	8	2	60	-3	10
RO		21	-6	27	1	36	9	16
SI		15	0	10	-2	68	0	7
SK		16	-3	21	3	44	-5	19
FI		17	2	3	-2	71	-9	9
SE		26	-4	3	0	64	-3	7

Standard Eurobarometer 96
Public opinion in the European Union
Winter 2021-2022

QA2.6 What are your expectations for the next twelve months: will the next twelve months be better, worse or the same, when it comes to...?





























Your personal job situation (%)

		Better		Worse		Same		Don't know
		Win.21/22	Diff. Win.21/22 - Sp.2021	Win.21/22	Diff. Win.21/22 - Sp.2021	Win.21/22	Diff. Win.21/22 - Sp.2021	Win.21/22
EU27		21	-2	10	1	58	0	11
EURO AREA		22	-2	8	1	58	-1	12
NON-EURO AREA		19	-3	16	2	57	2	8
AL		38	-11	24	5	35	4	3
MK		20	-3	20	3	49	0	11
ME		36	14	13	-6	42	-12	9
RS		25	0	10	0	39	2	26
TR		25	-6	40	9	31	0	4
BA		13	-8	17	1	50	1	20
CH		24	2	5	1	71	-3	0
IS		31	1	5	0	64	-1	0
NO		22	-4	3	-1	75	5	0
UK		25	-2	8	0	66	1	1
XK		48	-8	12	1	33	3	7

Standard Eurobarometer 96
Public opinion in the European Union
Winter 2021-2022

QA2.7 What are your expectations for the next twelve months: will the next twelve months be better, worse or the same, when it comes to...?












The economic situation in the EU (%)

		Better		Worse		Same		Don't know
		Win.21/22	Diff. Wtn.21/22 - Sp.2021	Win.21/22	Diff. Wtn.21/22 - Sp.2021	Win.21/22	Diff. Wtn.21/22 - Sp.2021	Win.21/22
EU27		25	-5	24	1	41	3	10
EURO AREA		26	-5	23	0	41	4	10
NON-EURO AREA		21	-6	29	6	41	1	9
BE		16	-11	35	-1	46	9	3
BG		22	-6	21	8	30	-4	27
CZ		15	-1	48	13	37	-5	0
DK		19	-10	24	0	52	11	5
DE		21	-4	28	-2	44	7	7
EE		20	-13	35	11	45	2	0
IE		41	3	15	-12	36	1	8
EL		21	1	22	1	53	0	4
ES		32	-12	16	8	41	2	11
FR		25	-1	19	-5	37	3	19
HR		24	-11	26	7	44	3	6
IT		34	-7	21	0	37	6	8
CY		29	4	14	-7	49	5	8
CY (tcc)		37	1	36	18	14	1	13
LV		24	-5	20	1	47	3	9
LT		20	-14	15	-10	58	17	7
LU		21	-3	43	5	33	3	3
HU		22	-4	20	4	50	-1	8
MT		24	-4	22	8	42	3	12
NL		17	-3	35	4	38	-8	10
AT		29	-5	25	4	40	0	6
PL		20	-6	26	5	45	2	9
PT		33	-1	14	-1	45	3	8
RO		26	-7	31	3	31	5	12
SI		22	1	26	-2	47	-1	5
SK		19	-2	32	2	42	-1	7
FI		17	-6	29	-1	49	2	5
SE		16	-14	34	10	41	-5	9

Standard Eurobarometer 96
Public opinion in the European Union
Winter 2021-2022

QA2.7 What are your expectations for the next twelve months: will the next twelve months be better, worse or the same, when it comes to...?

The economic situation in the EU (%)





























		Better		Worse		Same		Don't know
		Win.21/22	Diff. Wtn.21/22 - Sp.2021	Win.21/22	Diff. Wtn.21/22 - Sp.2021	Win.21/22	Diff. Wtn.21/22 - Sp.2021	Win.21/22
EU27		25	-5	24	1	41	3	10
EURO AREA		26	-5	23	0	41	4	10
NON-EURO AREA		21	-6	29	6	41	1	9
AL		51	-3	20	3	28	0	1
MK		40	-1	16	0	30	-1	14
ME		43	14	12	-9	40	-7	5
RS		34	0	13	-3	43	6	10
TR		40	8	31	-5	19	-6	10
BA		23	-13	17	2	51	9	9
CH		24	-5	34	1	42	4	0
IS		24	-16	24	11	50	4	2
NO		19	-16	31	13	49	2	1
UK		19	-10	34	3	46	6	1
XK		57	-6	7	-2	23	5	13

Standard Eurobarometer 96
Public opinion in the European Union
Winter 2021-2022

QA3 What do you think are the two most important issues facing (OUR COUNTRY) at the moment?

(%)

(MAX. 2 ANSWERS)

		Crime		Economic situation		Rising prices/ inflation/ cost of living		Taxation		Unemployment		Terrorism	
		Win.21/22	Diff. Win.21/22 - Sp.2021	Win.21/22	Diff. Win.21/22 - Sp.2021	Win.21/22	Diff. Win.21/22 - Sp.2021	Win.21/22	Diff. Win.21/22 - Sp.2021	Win.21/22	Diff. Win.21/22 - Sp.2021	Win.21/22	Diff. Win.21/22 - Sp.2021
EU27		7	-2	19	-7	41	18	6	0	14	-7	3	0
EURO AREA		7	-2	19	-7	38	19	6	0	17	-8	3	0
NON-EURO AREA		7	-3	19	-5	51	14	7	0	6	-4	2	-1
BE		7	2	11	-8	40	19	10	-3	8	-1	2	1
BG		3	-5	26	-9	63	19	2	-1	11	-8	1	-1
CZ		0	-4	14	-10	70	27	2	-2	1	-3	0	-1
DK		4	-4	8	-12	39	27	5	1	2	-3	2	-1
DE		6	-2	10	-2	45	21	2	-1	3	-2	3	0
EE		0	-1	13	-10	71	21	3	-13	2	-8	1	1
IE		8	4	8	-8	44	18	5	1	8	1	1	1
EL		8	-3	40	-13	32	22	5	0	34	-4	1	0
ES		4	-1	26	-11	27	12	8	1	35	-15	1	1
FR		16	-5	11	-6	39	22	4	1	15	-11	6	-4
HR		12	-6	25	-9	55	23	4	0	23	-4	2	1
IT		3	-1	34	-11	30	19	8	-2	29	-9	1	-1
CY		11	-2	35	-12	32	18	2	0	15	-13	2	0
CY (tcc)*		1	0	52	-7	43	-2	5	4	15	-2	1	1
LV		1	-1	22	-12	57	21	13	-13	8	-6	1	0
LT		1	-2	21	6	69	16	27	13	8	-7	1	0
LU		12	2	3	-2	50	19	5	2	5	-4	0	-1
HU		4	-1	19	-2	49	4	4	0	8	-5	2	0
MT		11	4	20	-16	54	31	4	2	3	-1	0	0
NL		6	0	7	-6	34	16	3	-2	1	-2	1	-1
AT		6	-2	21	2	35	12	4	0	19	-5	3	-1
PL		4	-1	20	-3	58	11	11	1	4	-4	3	0
PT		3	1	25	-17	47	30	18	6	17	-21	1	1
RO		8	-2	27	-2	43	13	6	0	7	-3	3	-1
SI		8	0	14	-16	39	13	4	-2	5	-7	1	0
SK		4	-1	28	1	56	9	3	-2	13	-1	1	1
FI		4	-1	22	-7	35	21	9	1	12	-17	1	0
SE		32	-9	7	-1	16	11	4	-1	8	-7	2	1












*CY (tcc): What do you think are the two most important issues facing our Community at the moment?

Standard Eurobarometer 96
Public opinion in the European Union
Winter 2021-2022

QA3 What do you think are the two most important issues facing (OUR COUNTRY) at the moment?





























(%)

(MAX. 2 ANSWERS)

		Crime		Economic situation		Rising prices/ inflation/ cost of living		Taxation		Unemployment		Terrorism	
		Win.21/22	Diff. Win.21/22 - Sp.2021	Win.21/22	Diff. Win.21/22 - Sp.2021	Win.21/22	Diff. Win.21/22 - Sp.2021	Win.21/22	Diff. Win.21/22 - Sp.2021	Win.21/22	Diff. Win.21/22 - Sp.2021	Win.21/22	Diff. Win.21/22 - Sp.2021
EU27		7	-2	19	-7	41	18	6	0	14	-7	3	0
EURO AREA		7	-2	19	-7	38	19	6	0	17	-8	3	0
NON-EURO AREA		7	-3	19	-5	51	14	7	0	6	-4	2	-1
AL		25	2	33	-12	17	4	5	0	20	-6	6	4
MK		15	-3	40	1	49	13	2	1	19	-11	0	0
ME		14	-2	36	-1	50	17	5	-2	24	-12	3	2
RS		22	-2	32	2	36	8	1	-2	15	-4	1	0
TR		7	-2	53	13	53	26	3	-4	21	-7	4	-11
BA		24	1	38	0	42	19	2	-1	33	-8	1	-2
CH		3	1	7	-4	21	3	2	-1	2	-6	1	0
IS		2	-1	11	-5	35	5	4	-2	4	-12	0	0
NO		5	-7	5	-2	38	15	10	2	9	-26	1	-1
UK		6	-5	12	-13	59	42	5	3	4	-9	2	0
XK		7	-3	18	-8	33	13	1	0	50	-6	1	0

Standard Eurobarometer 96
Public opinion in the European Union
Winter 2021-2022

QA3 What do you think are the two most important issues facing (OUR COUNTRY) at the moment?
 (%)
 (MAX. 2 ANSWERS)

		Housing		Government debt		Cyprus issue		Immigration		Health		The education system	
		Win.21/22	Diff. Win.21/22 - Sp.2021	Win.21/22	Diff. Win.21/22 - Sp.2021	Win.21/22	Diff. Win.21/22 - Sp.2021	Win.21/22	Diff. Win.21/22 - Sp.2021	Win.21/22	Diff. Win.21/22 - Sp.2021	Win.21/22	Diff. Win.21/22 - Sp.2021
EU27		9	0	9	-4	N.A	N.A	8	-2	32	4	9	-3
EURO AREA		10	0	8	-5	N.A	N.A	9	-2	32	4	9	-3
NON-EURO AREA		6	0	11	-3	N.A	N.A	7	0	31	0	10	-1
BE		5	0	15	-14	N.A	N.A	9	-7	21	2	9	-1
BG		1	-1	3	-3	N.A	N.A	3	-2	44	5	9	1
CZ		15	-1	31	-13	N.A	N.A	2	-2	12	-5	9	-3
DK		4	-1	7	-5	N.A	N.A	11	-6	36	3	8	-2
DE		15	-4	8	-8	N.A	N.A	11	-1	22	6	11	-11
EE		2	-1	1	-7	N.A	N.A	3	-5	33	3	5	-8
IE		50	-9	5	-7	N.A	N.A	2	0	39	-5	3	1
EL		1	1	9	-4	N.A	N.A	10	-6	41	4	6	-1
ES		6	3	6	-2	N.A	N.A	6	-1	42	7	5	-1
FR		7	1	8	-5	N.A	N.A	10	-3	29	8	15	2
HR		4	-3	12	-5	N.A	N.A	5	-1	25	-4	4	0
IT		3	0	9	-3	N.A	N.A	9	-3	38	0	7	2
CY		7	3	3	-2	N.A	N.A	28	5	36	6	12	0
CY (tcc)*		1	0	N.A	N.A	7	-1	1	0	25	-12	18	8
LV		4	-2	10	-3	N.A	N.A	3	0	32	1	15	-1
LT		1	-3	6	-10	N.A	N.A	9	-5	20	-3	7	-16
LU		54	-10	1	-2	N.A	N.A	4	-4	15	2	11	-2
HU		7	1	12	1	N.A	N.A	11	3	41	0	10	-1
MT		6	-3	10	6	N.A	N.A	12	-8	25	-16	7	4
NL		42	2	2	-1	N.A	N.A	6	-5	31	2	7	-8
AT		5	-2	10	-2	N.A	N.A	15	2	37	5	10	-4
PL		5	1	10	-3	N.A	N.A	7	3	33	1	7	-1
PT		6	4	8	-2	N.A	N.A	2	0	39	-13	6	4
RO		5	-1	10	-1	N.A	N.A	3	-1	30	-2	11	-5
SI		14	3	17	-1	N.A	N.A	5	-2	52	5	3	-3
SK		5	0	8	-9	N.A	N.A	2	0	33	0	9	-4
FI		2	0	26	-8	N.A	N.A	9	-4	30	12	8	1
SE		5	-3	1	0	N.A	N.A	16	-9	24	2	21	1












*CY (tcc): What do you think are the two most important issues facing our Community at the moment?

Standard Eurobarometer 96
Public opinion in the European Union
Winter 2021-2022

QA3 What do you think are the two most important issues facing (OUR COUNTRY) at the moment?





























(%)

(MAX. 2 ANSWERS)

		Housing		Government debt		Cyprus issue		Immigration		Health		The education system	
		Win.21/22	Diff. Win.21/22 - Sp.2021	Win.21/22	Diff. Win.21/22 - Sp.2021	Win.21/22	Diff. Win.21/22 - Sp.2021	Win.21/22	Diff. Win.21/22 - Sp.2021	Win.21/22	Diff. Win.21/22 - Sp.2021	Win.21/22	Diff. Win.21/22 - Sp.2021
EU27		9	0	9	-4	N.A	N.A	8	-2	32	4	9	-3
EURO AREA		10	0	8	-5	N.A	N.A	9	-2	32	4	9	-3
NON-EURO AREA		6	0	11	-3	N.A	N.A	7	0	31	0	10	-1
AL		6	2	11	2	N.A	N.A	10	1	23	-1	7	0
MK		0	-1	4	-2	N.A	N.A	12	-4	19	0	4	-7
ME		6	1	18	-8	N.A	N.A	4	2	10	1	7	-2
RS		2	-2	11	-3	N.A	N.A	6	-3	34	1	4	-1
TR		0	-3	7	1	N.A	N.A	5	-11	8	-8	10	-5
BA		2	-1	6	-1	N.A	N.A	10	0	13	-6	7	-2
CH		9	0	4	-3	N.A	N.A	13	-1	25	7	6	0
IS		28	9	9	0	N.A	N.A	4	-3	35	2	12	-1
NO		8	-5	0	-1	N.A	N.A	8	-7	29	6	6	-2
UK		8	-3	7	-12	N.A	N.A	9	-2	32	-10	6	-5
XK		1	-1	1	-1	N.A	N.A	12	3	22	-11	9	-4

Standard Eurobarometer 96
Public opinion in the European Union
Winter 2021-2022












QA3 What do you think are the two most important issues facing (OUR COUNTRY) at the moment?
 (%)
 (MAX. 2 ANSWERS)

		Pensions		The environment and climate change		Energy supply		Other (SPONTANEOUS)		None (SPONTANEOUS)		Don't know
		Win.21/22	Diff. Win.21/22 - Sp.2021	Win.21/22	Diff. Win.21/22 - Sp.2021	Win.21/22	Diff. Win.21/22 - Sp.2021	Win.21/22	Diff. Win.21/22 - Sp.2021	Win.21/22	Diff. Win.21/22 - Sp.2021	Win.21/22
EU27		9	-2	16	-2	11	7	1	0	0	0	0
EURO AREA		9	-1	17	-2	10	7	1	0	0	0	0
NON-EURO AREA		8	-3	12	-1	13	8	0	0	0	0	0
BE		10	2	19	-15	28	19	0	0	0	0	0
BG		10	-4	3	-1	10	8	1	0	0	0	0
CZ		8	-5	7	-1	28	28	0	0	0	0	0
DK		4	-3	44	-7	21	17	0	-1	0	0	0
DE		8	-7	29	-5	16	12	1	0	0	0	0
EE		6	-6	8	-8	50	42	0	0	0	0	0
IE		3	1	13	-6	7	5	0	0	0	0	0
EL		4	0	4	2	2	2	1	0	0	0	0
ES		11	4	5	-1	8	3	1	0	1	1	0
FR		13	-1	17	-3	4	2	0	0	0	0	1
HR		13	4	4	-2	7	5	0	0	0	0	0
IT		7	-1	7	1	10	8	0	0	0	0	0
CY		5	-1	4	-1	2	1	1	0	0	0	0
CY (tcc)*		2	0	1	-1	2	2	1	0	2	1	2
LV		12	2	1	-1	14	13	0	0	0	0	0
LT		5	-4	3	-1	10	7	1	1	0	0	0
LU		5	-1	17	-8	9	6	0	0	0	0	0
HU		11	0	9	0	5	3	0	0	0	0	0
MT		2	-1	30	3	2	0	2	-2	0	0	0
NL		4	0	40	-5	13	9	0	0	0	0	0
AT		8	0	16	-6	8	2	0	-1	0	0	0
PL		7	-2	9	-1	9	3	0	0	0	0	0
PT		10	3	8	6	2	2	0	-2	0	0	1
RO		11	-5	9	0	9	4	0	0	0	0	1
SI		8	-1	6	-3	13	11	0	0	0	0	0
SK		13	0	7	-3	10	9	1	0	0	0	0
FI		8	3	22	-7	7	4	0	0	0	0	1
SE		6	-2	34	3	23	14	0	0	0	0	0

*CY (tcc): What do you think are the two most important issues facing our Community at the moment?

Standard Eurobarometer 96
Public opinion in the European Union
Winter 2021-2022

QA3 What do you think are the two most important issues facing (OUR COUNTRY) at the moment?
 (%)
 (MAX. 2 ANSWERS)





























		Pensions		The environment and climate change		Energy supply		Other (SPONTANEOUS)		None (SPONTANEOUS)		Don't know
		Win.21/22	Diff. Win.21/22 - Sp.2021	Win.21/22	Diff. Win.21/22 - Sp.2021	Win.21/22	Diff. Win.21/22 - Sp.2021	Win.21/22	Diff. Win.21/22 - Sp.2021	Win.21/22	Diff. Win.21/22 - Sp.2021	Win.21/22
EU27		9	-2	16	-2	11	7	1	0	0	0	0
EURO AREA		9	-1	17	-2	10	7	1	0	0	0	0
NON-EURO AREA		8	-3	12	-1	13	8	0	0	0	0	0
AL		7	1	5	0	5	0	0	0	0	0	0
MK		6	1	4	0	12	11	0	0	0	0	0
ME		6	1	7	3	4	-2	0	0	0	0	0
RS		6	-1	11	2	5	3	0	0	0	0	0
TR		9	3	3	0	3	2	0	0	0	0	0
BA		6	-3	1	-1	2	1	0	0	0	0	0
CH		29	-5	44	-8	32	18	0	0	0	0	0
IS		8	-4	33	2	10	7	0	0	0	0	1
NO		5	-2	38	2	36	31	0	0	0	0	0
UK		3	1	21	-10	26	25	0	0	0	0	0
XK		7	0	1	0	14	13	0	0	0	0	0

Standard Eurobarometer 96
Public opinion in the European Union
Winter 2021-2022

QA4 And personally, what are the two most important issues you are facing at the moment?

(%)

(MAX. 2 ANSWERS)












		Crime		The economic situation in (OUR COUNTRY)		Rising prices/ inflation/ cost of living		Taxation		Unemployment		Terrorism	
		Win.21/22	Diff. Win.21/22 - Sp.2021	Win.21/22	Diff. Win.21/22 - Sp.2021	Win.21/22	Diff. Win.21/22 - Sp.2021	Win.21/22	Diff. Win.21/22 - Sp.2021	Win.21/22	Diff. Win.21/22 - Sp.2021	Win.21/22	Diff. Win.21/22 - Sp.2021
EU27		4	-1	10	0	51	16	8	-2	7	-1	1	0
EURO AREA		4	-1	9	-1	51	17	9	-2	8	-1	1	0
NON-EURO AREA		4	-2	12	0	53	12	6	-1	4	-2	2	0
BE		5	0	9	3	52	11	12	-3	5	1	1	0
BG		2	-1	16	2	61	14	3	-1	6	-3	1	1
CZ		1	-1	13	-1	71	15	3	-2	1	-1	0	0
DK		3	-3	5	-2	46	28	4	-1	5	1	2	0
DE		2	-1	8	2	61	24	5	-3	4	0	1	0
EE		0	-1	12	3	75	21	8	-5	3	-2	0	0
IE		6	3	8	-6	54	12	13	2	6	0	1	1
EL		5	0	12	-5	50	18	12	-3	11	-3	1	1
ES		3	0	10	-4	46	9	11	-1	16	-3	0	0
FR		10	-3	5	-1	52	17	4	-3	7	-1	1	-1
HR		2	-1	17	-1	54	10	5	0	8	0	1	0
IT		3	-1	12	-3	41	17	15	-3	13	-1	1	0
CY		5	0	12	-3	40	13	1	-2	9	-4	2	0
CY (tcc)		1	0	17	-19	45	-1	6	4	10	-6	0	0
LV		1	1	14	-1	68	18	13	-4	6	0	0	0
LT		1	0	8	1	77	16	30	14	4	-4	0	0
LU		9	-1	2	-2	57	22	10	-1	3	-2	1	-1
HU		2	0	11	0	59	9	5	-1	5	0	1	0
MT		3	0	9	2	63	17	3	-1	1	-1	0	-1
NL		3	0	6	0	38	6	5	-2	1	-1	1	1
AT		8	4	9	1	45	17	3	-1	8	1	3	0
PL		3	-1	15	3	58	11	9	0	5	0	2	0
PT		0	0	12	2	54	17	15	-1	7	-9	0	0
RO		5	-1	12	-1	48	14	6	0	4	-3	3	-1
SI		1	-1	6	-2	42	15	4	-2	4	-1	0	0
SK		1	0	14	4	58	8	3	0	6	1	0	-1
FI		1	-1	9	-5	27	11	6	-2	5	-2	0	-1
SE		18	-6	6	0	21	12	6	-2	2	-3	2	1

Standard Eurobarometer 96
Public opinion in the European Union
Winter 2021-2022

QA4 And personally, what are the two most important issues you are facing at the moment?

(%)

(MAX. 2 ANSWERS)





























		Crime		The economic situation in (OUR COUNTRY)		Rising prices/ inflation/ cost of living		Taxation		Unemployment		Terrorism	
		Win.21/22	Diff. Win.21/22 - Sp.2021	Win.21/22	Diff. Win.21/22 - Sp.2021	Win.21/22	Diff. Win.21/22 - Sp.2021	Win.21/22	Diff. Win.21/22 - Sp.2021	Win.21/22	Diff. Win.21/22 - Sp.2021	Win.21/22	Diff. Win.21/22 - Sp.2021
EU27		4	-1	10	0	51	16	8	-2	7	-1	1	0
EURO AREA		4	-1	9	-1	51	17	9	-2	8	-1	1	0
NON-EURO AREA		4	-2	12	0	53	12	6	-1	4	-2	2	0
AL		6	2	11	0	38	9	3	-1	6	-6	2	0
MK		3	-2	17	-1	50	10	3	0	15	-5	0	-1
ME		5	0	27	-2	50	6	3	-4	15	-4	1	0
RS		2	-1	12	3	46	13	1	-2	9	1	0	0
TR		3	-2	28	5	43	14	3	-3	18	-2	3	-5
BA		7	-1	17	0	51	18	2	-2	17	-3	0	-2
CH		2	-1	4	-2	29	7	13	-4	3	-3	0	0
IS		1	0	9	1	33	3	6	-3	3	-1	0	0
NO		2	-1	4	1	50	21	17	4	3	-4	1	-1
UK		4	-2	15	-2	66	31	6	-1	5	-2	0	-1
XK		4	0	13	1	34	14	2	0	35	-1	1	-1

Standard Eurobarometer 96
Public opinion in the European Union
Winter 2021-2022

QA4 And personally, what are the two most important issues you are facing at the moment?

(%)

(MAX. 2 ANSWERS)












		Cyprus issue		Housing		The financial situation of your household		Immigration		Health		The education system	
		Win.21/22	Diff. Win.21/22 - Sp.2021	Win.21/22	Diff. Win.21/22 - Sp.2021	Win.21/22	Diff. Win.21/22 - Sp.2021	Win.21/22	Diff. Win.21/22 - Sp.2021	Win.21/22	Diff. Win.21/22 - Sp.2021	Win.21/22	Diff. Win.21/22 - Sp.2021
EU27		N.A	N.A	6	-1	13	0	3	0	26	1	9	-2
EURO AREA		N.A	N.A	6	-1	12	0	3	0	26	1	10	-1
NON-EURO AREA		N.A	N.A	6	0	17	1	3	0	26	1	8	-1
BE		N.A	N.A	7	1	15	3	4	-1	19	-4	8	-2
BG		N.A	N.A	2	-1	23	4	1	0	16	-3	8	1
CZ		N.A	N.A	11	0	11	1	1	-1	30	2	8	-1
DK		N.A	N.A	6	-2	11	2	5	0	27	-5	8	-1
DE		N.A	N.A	7	-2	9	-1	3	0	23	3	10	-7
EE		N.A	N.A	4	-2	22	-2	1	-2	21	-1	7	-2
IE		N.A	N.A	20	1	10	-5	2	1	31	-3	8	3
EL		N.A	N.A	1	1	24	-1	2	0	24	1	9	-2
ES		N.A	N.A	6	2	9	1	2	0	24	3	10	1
FR		N.A	N.A	7	-1	15	2	2	-2	24	2	9	1
HR		N.A	N.A	6	-1	20	1	1	0	21	-6	6	0
IT		N.A	N.A	1	-2	10	-2	4	-1	31	-2	11	3
CY		N.A	N.A	8	0	18	-4	11	5	22	-1	9	-6
CY (tcc)		7	3	3	3	8	2	1	0	25	-8	17	4
LV		N.A	N.A	7	-1	15	2	1	0	23	-5	10	-1
LT		N.A	N.A	3	-5	9	-7	1	0	18	-10	6	-3
LU		N.A	N.A	24	-2	9	2	2	-2	20	2	8	-4
HU		N.A	N.A	6	-1	21	-2	4	1	25	4	8	-1
MT		N.A	N.A	4	0	14	4	4	-5	20	-7	8	0
NL		N.A	N.A	15	4	9	-1	2	0	38	2	15	-1
AT		N.A	N.A	7	-1	13	0	5	1	32	1	12	-3
PL		N.A	N.A	4	0	17	2	3	1	25	2	6	-2
PT		N.A	N.A	4	2	10	0	2	1	22	1	6	-1
RO		N.A	N.A	5	-1	20	2	3	0	22	-3	10	-1
SI		N.A	N.A	10	0	10	-3	1	-1	34	3	8	-1
SK		N.A	N.A	8	0	20	-2	1	0	22	-3	7	-3
FI		N.A	N.A	8	1	27	-5	3	-2	51	1	6	-1
SE		N.A	N.A	9	0	14	-3	7	-5	42	5	12	0

Standard Eurobarometer 96
Public opinion in the European Union
Winter 2021-2022

QA4 And personally, what are the two most important issues you are facing at the moment?

(%)

(MAX. 2 ANSWERS)





























		Cyprus issue		Housing		The financial situation of your household		Immigration		Health		The education system	
		Win.21/22	Diff. Win.21/22 - Sp.2021	Win.21/22	Diff. Win.21/22 - Sp.2021	Win.21/22	Diff. Win.21/22 - Sp.2021	Win.21/22	Diff. Win.21/22 - Sp.2021	Win.21/22	Diff. Win.21/22 - Sp.2021	Win.21/22	Diff. Win.21/22 - Sp.2021
EU27		N.A	N.A	6	-1	13	0	3	0	26	1	9	-2
EURO AREA		N.A	N.A	6	-1	12	0	3	0	26	1	10	-1
NON-EURO AREA		N.A	N.A	6	0	17	1	3	0	26	1	8	-1
AL		N.A	N.A	3	0	12	0	8	0	25	-1	5	-2
MK		N.A	N.A	1	0	18	3	8	-2	17	3	6	-2
ME		N.A	N.A	9	0	21	0	2	0	10	2	7	3
RS		N.A	N.A	3	-2	22	-2	1	0	31	3	5	-4
TR		N.A	N.A	1	-1	20	4	2	-11	5	-11	8	-2
BA		N.A	N.A	3	-3	15	1	3	-1	15	-7	8	-2
CH		N.A	N.A	8	0	10	-2	4	0	30	8	10	-2
IS		N.A	N.A	13	0	16	0	3	0	41	-1	12	0
NO		N.A	N.A	6	-1	11	-2	3	0	28	-1	5	-1
UK		N.A	N.A	6	-2	23	6	2	-1	26	-8	8	-2
XK		N.A	N.A	1	-1	8	0	7	-1	20	-8	7	-4

Standard Eurobarometer 96
Public opinion in the European Union
Winter 2021-2022

QA4 And personally, what are the two most important issues you are facing at the moment?












(%)

(MAX. 2 ANSWERS)

		The environment and climate change		Pensions		Working conditions		Living conditions		Other (SPONTANEOUS)		None (SPONTANEOUS)		Don't know
		Win.21/22	Diff. Win.21/22 - Sp.2021	Win.21/22	Diff. Win.21/22 - Sp.2021	Win.21/22	Diff. Win.21/22 - Sp.2021	Win.21/22	Diff. Win.21/22 - Sp.2021	Win.21/22	Diff. Win.21/22 - Sp.2021	Win.21/22	Diff. Win.21/22 - Sp.2021	Win.21/22
EU27		12	-2	11	-1	8	-2	10	-1	0	0	2	-1	0
EURO AREA		12	-3	11	-1	9	-1	10	0	0	0	3	-1	0
NON-EURO AREA		10	-1	11	-2	8	-3	12	-2	0	0	1	0	0
BE		18	-9	10	1	8	-2	11	3	0	0	1	0	0
BG		2	-2	18	-3	8	-4	17	0	1	1	1	-1	0
CZ		9	-1	8	-2	6	-2	7	0	0	0	1	0	0
DK		27	1	9	-1	7	-3	6	-2	1	0	5	-3	0
DE		18	-4	9	-4	5	-2	9	0	1	0	3	-2	0
EE		9	-1	14	-1	6	-2	9	-4	0	0	0	0	0
IE		12	-11	7	-2	4	-4	6	0	0	0	0	-1	0
EL		3	0	14	0	10	-4	17	4	0	0	1	-2	0
ES		7	1	15	1	11	-1	9	-2	0	0	3	-1	1
FR		11	-5	13	2	9	-1	8	-1	0	0	4	-2	1
HR		5	-2	16	3	13	-1	14	-3	0	0	0	-1	0
IT		8	0	10	1	12	0	10	-4	1	1	2	-1	0
CY		5	0	9	2	8	-2	6	-3	0	0	9	3	0
CY (tcc)		2	1	N.A	N.A	8	7	19	8	1	1	2	-1	2
LV		3	0	11	1	5	-2	7	-2	0	0	2	0	0
LT		3	-3	9	0	4	-5	5	-4	0	0	4	4	0
LU		17	-4	5	-1	11	2	9	-3	0	0	2	2	0
HU		6	-1	14	-1	9	-5	10	-3	0	0	1	0	0
MT		26	-1	9	0	10	1	11	3	0	-3	2	-2	1
NL		29	0	12	-1	3	-5	9	0	0	0	2	1	0
AT		9	-6	9	-1	10	-1	15	-1	1	0	2	-3	0
PL		6	-2	7	-4	8	-3	13	-2	0	0	1	-1	1
PT		5	4	17	0	14	-1	8	-7	1	0	5	-3	1
RO		8	-1	13	-2	8	-4	16	-1	0	0	0	0	0
SI		9	1	15	0	10	-4	14	-8	0	0	4	0	0
SK		5	-6	14	1	9	-4	9	1	1	0	2	0	0
FI		16	-6	13	2	8	3	14	3	0	0	0	0	0
SE		29	0	12	-2	6	1	11	2	0	0	0	0	0

Standard Eurobarometer 96
Public opinion in the European Union
Winter 2021-2022

QA4 And personally, what are the two most important issues you are facing at the moment?
 (%)
 (MAX. 2 ANSWERS)





























		The environment and climate change		Pensions		Working conditions		Living conditions		Other (SPONTANEOUS)		None (SPONTANEOUS)		Don't know
		Win.21/22	Diff. Win.21/22 - Sp.2021	Win.21/22	Diff. Win.21/22 - Sp.2021	Win.21/22	Diff. Win.21/22 - Sp.2021	Win.21/22	Diff. Win.21/22 - Sp.2021	Win.21/22	Diff. Win.21/22 - Sp.2021	Win.21/22	Diff. Win.21/22 - Sp.2021	
EU27		12	-2	11	-1	8	-2	10	-1	0	0	2	-1	0
EURO AREA		12	-3	11	-1	9	-1	10	0	0	0	3	-1	0
NON-EURO AREA		10	-1	11	-2	8	-3	12	-2	0	0	1	0	0
AL		4	1	5	0	14	-7	27	-2	0	0	0	0	0
MK		5	-1	7	-1	10	-2	21	0	0	0	0	0	0
ME		5	0	10	4	10	-7	10	-6	0	0	0	0	0
RS		7	-2	13	0	12	-2	16	-3	0	0	1	0	0
TR		2	-1	11	4	11	0	26	4	0	0	0	0	0
BA		2	-2	8	-5	9	-3	18	2	0	0	1	1	0
CH		31	-3	15	-1	12	3	12	2	0	0	1	0	0
IS		20	-2	12	-2	11	-1	8	2	0	0	0	-1	1
NO		25	0	10	-2	9	-1	3	-1	0	-1	2	-2	0
UK		17	-8	7	-3	5	-3	5	1	0	0	0	-1	0
XK		1	-1	7	1	12	-5	13	-4	0	0	0	-1	0

Standard Eurobarometer 96
Public opinion in the European Union
Winter 2021-2022

QA5 What do you think are the two most important issues facing the EU at the moment?

(%)

(MAX. 2 ANSWERS)





























		Crime		Economic situation		Rising prices/ inflation/ cost of living		Taxation		Unemployment		Terrorism	
		Win.21/22	Diff. Win.21/22 - Sp.2021	Win.21/22	Diff. Win.21/22 - Sp.2021	Win.21/22	Diff. Win.21/22 - Sp.2021	Win.21/22	Diff. Win.21/22 - Sp.2021	Win.21/22	Diff. Win.21/22 - Sp.2021	Win.21/22	Diff. Win.21/22 - Sp.2021
EU27		6	-1	21	-6	24	12	3	0	8	-4	6	-2
EURO AREA		6	-1	21	-8	24	13	2	-1	10	-3	6	-1
NON-EURO AREA		6	-3	19	-4	25	10	3	-1	4	-2	8	-3
BE		9	6	19	-7	21	12	4	2	6	3	6	2
BG		5	-2	25	-2	26	11	1	-1	5	-1	5	-5
CZ		2	-6	18	-5	35	20	0	-2	0	-3	4	-10
DK		4	-3	14	-10	21	15	1	0	3	-4	8	-2
DE		6	-1	15	-5	29	13	1	-2	3	-4	5	-1
EE		2	-2	13	-8	30	12	1	-2	1	-2	5	-4
IE		8	6	16	-14	32	12	5	1	10	3	11	7
EL		5	-3	21	-6	16	11	1	0	12	-2	6	-4
ES		4	1	28	-8	18	9	4	0	17	-5	3	0
FR		11	-3	17	-8	27	16	1	0	7	-4	9	-7
HR		8	-3	23	-4	33	16	3	-1	6	-5	7	-4
IT		3	0	30	-11	25	14	4	-2	21	-4	3	-1
CY		14	-5	19	-10	9	3	2	1	11	-6	10	-1
LV		3	-2	24	-9	32	13	5	-1	5	-4	8	-4
LT		4	-1	17	-8	26	2	6	1	4	-5	9	-1
LU		7	-2	15	-7	30	18	2	-2	7	-7	4	-6
HU		7	1	18	-5	20	5	2	-2	4	-1	10	-8
MT		5	-1	23	-4	26	17	2	0	6	-5	3	0
NL		3	-3	14	-8	15	9	1	-1	1	-2	6	0
AT		9	2	25	-1	22	10	3	-1	10	-4	6	0
PL		4	-3	19	-4	29	11	5	-1	4	-1	7	-2
PT		3	0	20	-9	20	17	4	2	6	-7	8	2
RO		11	-1	22	1	21	6	6	0	5	-3	10	-1
SI		5	-3	16	-12	21	8	2	-3	4	-3	5	-2
SK		8	0	25	2	31	9	2	0	5	-2	8	-4
FI		6	-2	20	-4	18	9	2	1	2	-4	7	-3
SE		13	-7	15	-3	9	5	1	0	5	-4	9	-3

Standard Eurobarometer 96
Public opinion in the European Union
Winter 2021-2022

QA5 What do you think are the two most important issues facing the EU at the moment?





























(%)

(MAX. 2 ANSWERS)

		EU's influence in the world		The state of Member States' public finances		Immigration		Pensions		The environment and climate change		Energy supply	
		Win.21/22	Diff. Win.21/22 - Sp.2021	Win.21/22	Diff. Win.21/22 - Sp.2021	Win.21/22	Diff. Win.21/22 - Sp.2021	Win.21/22	Diff. Win.21/22 - Sp.2021	Win.21/22	Diff. Win.21/22 - Sp.2021	Win.21/22	Diff. Win.21/22 - Sp.2021
EU27		12	1	18	-4	22	-3	4	0	26	1	16	11
EURO AREA		12	0	18	-5	21	-4	4	0	27	1	15	11
NON-EURO AREA		13	2	17	-4	23	-2	4	-1	21	-2	19	12
BE		15	-6	15	-7	23	-14	4	2	36	-10	20	13
BG		11	-2	8	-5	25	-6	2	-1	9	-2	20	14
CZ		19	5	16	-12	25	-17	0	-3	25	4	42	39
DK		20	2	10	-6	28	-3	0	-2	53	3	23	18
DE		18	3	22	-8	20	-4	3	-1	37	1	16	10
EE		21	0	11	-15	26	-11	0	-1	26	-4	47	37
IE		10	-6	11	-11	17	2	3	2	29	-16	20	15
EL		17	3	27	-6	24	-8	1	1	15	6	10	7
ES		8	2	17	-5	20	-6	4	0	15	4	14	11
FR		11	-1	10	-5	25	-1	6	0	29	1	11	7
HR		12	0	22	-4	16	-3	4	1	17	-2	16	12
IT		4	0	17	-1	16	-3	5	1	17	3	16	12
CY		3	-2	6	-5	61	13	2	-1	14	5	3	1
LV		10	-3	11	-5	28	-4	2	0	12	-8	30	28
LT		15	-6	13	1	34	2	2	0	14	-14	12	9
LU		17	2	18	1	28	1	4	-1	28	-12	17	11
HU		12	-1	24	-2	33	0	4	0	22	2	14	9
MT		9	3	19	2	28	-12	1	0	35	14	5	3
NL		23	1	17	-8	33	-5	1	1	50	1	20	15
AT		11	0	15	0	19	-4	5	-1	30	-4	14	7
PL		11	1	20	-3	24	3	6	0	14	-5	12	5
PT		8	-3	26	-1	20	-5	3	2	25	17	7	4
RO		8	-2	16	-3	11	-4	7	0	15	-2	15	6
SI		15	1	14	-6	23	-3	2	-1	22	4	20	16
SK		13	0	26	-3	21	-4	4	0	13	-6	12	10
FI		27	7	31	-14	22	-2	2	1	33	-5	15	12
SE		19	8	12	-6	23	-9	1	0	52	-2	30	19

Standard Eurobarometer 96
Public opinion in the European Union
Winter 2021-2022





























QA5 What do you think are the two most important issues facing the EU at the moment?
 (%)
 (MAX. 2 ANSWERS)

		Health		Other (SPONTANEOUS)		None (SPONTANEOUS)		Don't know
		Win.21/22	Diff. Win.21/22 - Sp.2021	Win.21/22	Diff. Win.21/22 - Sp.2021	Win.21/22	Diff. Win.21/22 - Sp.2021	Win.21/22
EU27		21	-1	0	0	0	0	2
EURO AREA		21	-1	0	-1	0	0	2
NON-EURO AREA		21	-1	0	0	0	0	2
BE		16	1	0	0	0	0	0
BG		35	6	1	0	0	-1	5
CZ		9	-5	0	0	0	0	0
DK		7	-5	0	0	0	0	1
DE		13	2	1	0	0	0	1
EE		15	0	0	0	0	0	0
IE		18	-9	0	0	0	0	0
EL		38	0	0	0	0	0	1
ES		25	-3	0	0	0	0	6
FR		19	3	0	0	0	0	4
HR		27	-3	0	0	0	0	0
IT		33	-4	0	0	0	0	1
CY		32	7	0	0	1	0	3
LV		12	-2	0	0	0	0	3
LT		12	-8	1	1	1	1	5
LU		15	2	0	0	0	0	0
HU		20	3	0	0	0	0	1
MT		21	-18	1	1	1	1	5
NL		10	-3	0	0	0	0	0
AT		23	-3	1	0	0	-1	1
PL		23	-2	0	0	0	0	2
PT		26	-14	0	0	0	0	4
RO		28	-1	0	0	0	0	3
SI		35	1	0	0	0	0	2
SK		18	-6	1	1	0	0	1
FI		10	2	0	0	0	0	1
SE		6	-2	0	0	0	0	0

Standard Eurobarometer 96
Public opinion in the European Union
Winter 2021-2022

QA6a.1 How much trust do you have in certain media? For each of the following media, do you tend to trust it or tend not to trust it?












The written press (%)

		Tend to trust		Tend not to trust		Don't know
		Win.21/22	Diff. Win.21/22 - Win.20/21	Win.21/22	Diff. Win.21/22 - Win.20/21	
EU27		49	-2	45	3	6
EURO AREA		50	-2	44	2	6
NON-EURO AREA		46	0	47	2	7
BE		57	-13	39	9	4
BG		35	5	49	2	16
CZ		51	0	49	0	0
DK		70	-7	28	5	2
DE		56	-1	39	2	5
EE		67	-1	33	1	0
IE		52	-17	42	11	6
EL		39	-4	58	4	3
ES		37	3	56	1	7
FR		44	-6	48	6	8
HR		36	-3	61	3	3
IT		49	-3	48	6	3
CY		30	1	46	-5	24
CY (tcc)		37	-4	59	6	4
LV		40	-15	50	5	10
LT		37	-14	56	7	7
LU		58	-18	41	17	1
HU		38	2	57	0	5
MT		40	-4	45	8	15
NL		71	-9	24	5	5
AT		62	8	35	-8	3
PL		41	-1	48	3	11
PT		69	8	28	-11	3
RO		44	2	49	0	7
SI		36	-11	61	8	3
SK		41	-6	50	5	9
FI		70	-6	28	4	2
SE		66	-6	32	5	2

Standard Eurobarometer 96
Public opinion in the European Union
Winter 2021-2022

QA6a.1 How much trust do you have in certain media? For each of the following media, do you tend to trust it or tend not to trust it?





























The written press (%)

		Tend to trust		Tend not to trust		Don't know
		Win.21/22	Diff. Win.21/22 - Win.20/21	Win.21/22	Diff. Win.21/22 - Win.20/21	Win.21/22
EU27		49	-2	45	3	6
EURO AREA		50	-2	44	2	6
NON-EURO AREA		46	0	47	2	7
AL		73	12	26	-12	1
MK		34	3	47	-4	19
ME		45	1	52	1	3
RS		30	1	62	-2	8
TR		35	3	63	-1	2
BA		25	2	65	-7	10
CH		73	1	27	-1	0
IS		74	-1	25	0	1
NO		74	-3	26	3	0
UK		35	-8	65	8	0
XK		27	-6	53	-3	20

Standard Eurobarometer 96
Public opinion in the European Union
Winter 2021-2022

QA6a.2 How much trust do you have in certain media? For each of the following media, do you tend to trust it or tend not to trust it?












Radio (%)

		Tend to trust		Tend not to trust		Don't know
		Win.21/22	Diff. Win.21/22 - Win.20/21	Win.21/22	Diff. Win.21/22 - Win.20/21	
EU27		56	-2	38	3	6
EURO AREA		56	-3	38	4	6
NON-EURO AREA		56	-1	38	2	6
BE		66	-10	32	8	2
BG		47	4	39	1	14
CZ		70	-2	30	2	0
DK		83	-4	15	2	2
DE		66	-4	30	4	4
EE		76	-1	24	1	0
IE		65	-15	30	10	5
EL		47	-2	50	1	3
ES		45	3	48	2	7
FR		48	-4	42	3	10
HR		46	-2	50	1	4
IT		50	-1	45	6	5
CY		49	6	40	-6	11
CY (tcc)		34	-10	62	16	4
LV		54	-16	36	6	10
LT		46	-20	45	11	9
LU		62	-14	37	13	1
HU		43	2	53	0	4
MT		45	-4	45	9	10
NL		72	-5	18	1	10
AT		67	1	29	-2	4
PL		52	0	41	3	7
PT		76	-5	20	2	4
RO		52	4	41	-3	7
SI		44	-14	53	11	3
SK		51	-9	43	8	6
FI		76	-6	19	1	5
SE		79	-6	18	4	3

Standard Eurobarometer 96
Public opinion in the European Union
Winter 2021-2022

QA6a.2 How much trust do you have in certain media? For each of the following media, do you tend to trust it or tend not to trust it?





























Radio (%)

		Tend to trust		Tend not to trust		Don't know
		Win.21/22	Diff. Win.21/22 - Win.20/21	Win.21/22	Diff. Win.21/22 - Win.20/21	Win.21/22
EU27		56	-2	38	3	6
EURO AREA		56	-3	38	4	6
NON-EURO AREA		56	-1	38	2	6
AL		60	19	38	-20	2
MK		34	-3	46	-2	20
ME		44	-1	53	3	3
RS		32	3	50	-5	18
TR		32	-2	61	1	7
BA		34	1	56	-7	10
CH		83	1	17	-1	0
IS		80	-3	19	2	1
NO		81	-2	19	2	0
UK		61	-4	39	4	0
XK		37	-3	42	-4	21

Standard Eurobarometer 96
Public opinion in the European Union
Winter 2021-2022

QA6a.3 How much trust do you have in certain media? For each of the following media, do you tend to trust it or tend not to trust it?












Television (%)

		Tend to trust		Tend not to trust		Don't know
		Win.21/22	Diff. Win.21/22 - Win.20/21	Win.21/22	Diff. Win.21/22 - Win.20/21	Win.21/22
EU27		49	-2	47	2	4
EURO AREA		48	-2	49	3	3
NON-EURO AREA		53	-1	43	1	4
BE		61	-4	37	2	2
BG		56	2	37	-1	7
CZ		50	-3	50	3	0
DK		79	-5	20	4	1
DE		59	-1	36	0	5
EE		71	3	29	-3	0
IE		59	-9	37	5	4
EL		26	1	73	-1	1
ES		32	1	65	1	3
FR		31	-1	65	2	4
HR		43	-2	54	1	3
IT		50	-6	47	8	3
CY		47	4	49	-5	4
CY (tcc)		33	-15	63	18	4
LV		52	-6	44	2	4
LT		45	-12	52	9	3
LU		50	-11	49	10	1
HU		45	-2	52	1	3
MT		43	-5	50	10	7
NL		59	-14	35	10	6
AT		64	-2	33	0	3
PL		48	2	45	-2	7
PT		71	10	27	-12	2
RO		52	-4	46	3	2
SI		37	-11	61	9	2
SK		51	-2	46	1	3
FI		76	-2	22	0	2
SE		70	-8	27	6	3

Standard Eurobarometer 96
Public opinion in the European Union
Winter 2021-2022

QA6a.3 How much trust do you have in certain media? For each of the following media, do you tend to trust it or tend not to trust it?





























Television (%)

		Tend to trust		Tend not to trust		Don't know
		Win.21/22	Diff. Win.21/22 - Win.20/21	Win.21/22	Diff. Win.21/22 - Win.20/21	Win.21/22
EU27		49	-2	47	2	4
EURO AREA		48	-2	49	3	3
NON-EURO AREA		53	-1	43	1	4
AL		67	9	23	-13	10
MK		53	-2	44	4	3
ME		46	8	52	-8	2
RS		46	1	51	-2	3
TR		37	-6	62	8	1
BA		45	2	53	-3	2
CH		71	-3	29	3	0
IS		82	-4	17	3	1
NO		77	-2	23	2	0
UK		53	-7	47	7	0
XK		59	-2	33	-2	8

Standard Eurobarometer 96
Public opinion in the European Union
Winter 2021-2022

QA6a.4 How much trust do you have in certain media? For each of the following media, do you tend to trust it or tend not to trust it?












The Internet (%)

		Tend to trust		Tend not to trust		Don't know
		Win.21/22	Diff. Win.21/22 - Win.20/21	Win.21/22	Diff. Win.21/22 - Win.20/21	
EU27		35	0	54	0	11
EURO AREA		32	0	57	0	11
NON-EURO AREA		43	-2	46	2	11
BE		32	1	62	-7	6
BG		44	0	35	3	21
CZ		43	0	57	0	0
DK		35	-4	62	1	3
DE		33	2	54	-4	13
EE		50	-3	50	3	0
IE		26	-1	64	-9	10
EL		55	1	35	-4	10
ES		22	-3	64	5	14
FR		21	1	67	-2	12
HR		32	-5	57	5	11
IT		42	-4	50	9	8
CY		42	7	42	-5	16
CY (tcc)		36	0	60	3	4
LV		38	-4	52	-6	10
LT		37	-13	44	-6	19
LU		35	2	62	-5	3
HU		51	-1	39	2	10
MT		34	-2	51	8	15
NL		34	3	58	-6	8
AT		48	6	44	-6	8
PL		51	-3	35	3	14
PT		44	11	46	-21	10
RO		38	1	50	2	12
SI		28	-6	65	-1	7
SK		40	1	49	-2	11
FI		35	2	58	-9	7
SE		21	-10	74	6	5

Standard Eurobarometer 96
Public opinion in the European Union
Winter 2021-2022

QA6a.4 How much trust do you have in certain media? For each of the following media, do you tend to trust it or tend not to trust it?





























The Internet (%)

		Tend to trust		Tend not to trust		Don't know
		Win.21/22	Diff. Win.21/22 - Win.20/21	Win.21/22	Diff. Win.21/22 - Win.20/21	
EU27		35	<i>0</i>	54	<i>0</i>	11
EURO AREA		32	<i>0</i>	57	<i>0</i>	11
NON-EURO AREA		43	<i>-2</i>	46	<i>2</i>	11
AL		60	<i>16</i>	31	<i>-16</i>	9
MK		39	<i>-1</i>	45	<i>2</i>	16
ME		38	<i>5</i>	54	<i>-9</i>	8
RS		38	<i>3</i>	43	<i>2</i>	19
TR		43	<i>8</i>	55	<i>-3</i>	2
BA		34	<i>3</i>	57	<i>-4</i>	9
CH		25	<i>-4</i>	75	<i>4</i>	0
IS		43	<i>-1</i>	55	<i>0</i>	2
NO		37	<i>1</i>	63	<i>-1</i>	0
UK		21	<i>0</i>	79	<i>0</i>	0
XK		40	<i>-2</i>	49	<i>-1</i>	11

Standard Eurobarometer 96
Public opinion in the European Union
Winter 2021-2022

QA6a.5 How much trust do you have in certain media? For each of the following media, do you tend to trust it or tend not to trust it?












Online social networks (%)

		Tend to trust		Tend not to trust		Don't know
		Win.21/22	Diff. Win.21/22 - Win.20/21	Win.21/22	Diff. Win.21/22 - Win.20/21	
EU27		20	1	68	0	12
EURO AREA		18	2	70	-2	12
NON-EURO AREA		30	-1	58	3	12
BE		17	7	77	-13	6
BG		36	-1	43	6	21
CZ		12	-3	88	3	0
DK		13	-1	83	-3	4
DE		17	5	70	-4	13
EE		17	-5	83	5	0
IE		17	7	72	-18	11
EL		36	3	52	-6	12
ES		12	-2	72	4	16
FR		10	2	78	-1	12
HR		27	-2	60	1	13
IT		26	-2	64	8	10
CY		33	2	50	-1	17
CY (tcc)		35	6	61	-2	4
LV		20	-1	67	-12	13
LT		22	-5	55	-18	23
LU		18	11	80	-13	2
HU		36	5	53	-3	11
MT		22	-2	63	8	15
NL		9	-1	83	-2	8
AT		28	1	62	-1	10
PL		42	-2	41	4	17
PT		30	21	60	-31	10
RO		30	2	57	1	13
SI		16	3	76	-11	8
SK		26	4	59	-7	15
FI		11	1	82	-8	7
SE		7	-4	87	-1	6

Standard Eurobarometer 96
Public opinion in the European Union
Winter 2021-2022

QA6a.5 How much trust do you have in certain media? For each of the following media, do you tend to trust it or tend not to trust it?





























Online social networks (%)

		Tend to trust		Tend not to trust		Don't know
		Win.21/22	Diff. Win.21/22 - Win.20/21	Win.21/22	Diff. Win.21/22 - Win.20/21	Win.21/22
EU27		20	1	68	0	12
EURO AREA		18	2	70	-2	12
NON-EURO AREA		30	-1	58	3	12
AL		57	20	37	-18	6
MK		30	0	53	0	17
ME		31	1	61	-5	8
RS		29	3	50	0	21
TR		37	7	60	-3	3
BA		23	6	66	-8	11
CH		7	-3	93	3	0
IS		17	-8	82	8	1
NO		10	-2	90	2	0
UK		9	4	91	-4	0
XK		33	1	55	-3	12

Standard Eurobarometer 96
Public opinion in the European Union
Winter 2021-2022

QA6b.1 How much trust do you have in certain institutions? For each of the following institutions, do you tend to trust it or tend not to trust it?












Political parties (%)

		Tend to trust		Tend not to trust		Don't know
		Win.21/22	Diff. Win.21/22 - Sp.2021	Win.21/22	Diff. Win.21/22 - Sp.2021	Win.21/22
EU27		21	0	75	-1	4
EURO AREA		21	1	75	-2	4
NON-EURO AREA		23	0	74	1	3
BE		22	4	76	-6	2
BG		16	3	77	1	7
CZ		17	2	83	0	0
DK		38	-3	60	5	2
DE		36	6	58	-8	6
EE		15	-1	85	1	0
IE		37	11	57	-17	6
EL		11	0	88	0	1
ES		10	2	86	-4	4
FR		8	-2	87	1	5
HR		14	2	84	-3	2
IT		17	-3	81	4	2
CY		13	0	81	-3	6
CY (tcc)		19	8	77	-3	4
LV		6	-4	90	1	4
LT		11	-5	83	-1	6
LU		30	-1	67	5	3
HU		31	5	67	-5	2
MT		24	4	69	0	7
NL		41	5	55	-8	4
AT		27	-8	69	9	4
PL		22	0	74	1	4
PT		18	-4	80	5	2
RO		21	-4	78	7	1
SI		11	1	86	-2	3
SK		16	3	80	-3	4
FI		30	-4	66	0	4
SE		33	1	64	-4	3

Standard Eurobarometer 96
Public opinion in the European Union
Winter 2021-2022

QA6b.1 How much trust do you have in certain institutions? For each of the following institutions, do you tend to trust it or tend not to trust it?





























Political parties (%)

		Tend to trust		Tend not to trust		Don't know
		Win.21/22	Diff. Win.21/22 - Sp.2021	Win.21/22	Diff. Win.21/22 - Sp.2021	Win.21/22
EU27		21	0	75	-1	4
EURO AREA		21	1	75	-2	4
NON-EURO AREA		23	0	74	1	3
AL		37	-2	62	1	1
MK		22	3	74	-4	4
ME		30	-2	67	0	3
RS		21	6	75	-4	4
TR		23	-1	75	2	2
BA		10	-2	88	2	2
CH		37	-1	63	1	0
IS		36	-2	63	1	1
NO		40	-3	60	3	0
UK		10	-5	90	6	0
XK		16	0	75	-3	9

Standard Eurobarometer 96
Public opinion in the European Union
Winter 2021-2022

QA6b.2 How much trust do you have in certain institutions? For each of the following institutions, do you tend to trust it or tend not to trust it?












Justice, the (NATIONALITY) legal system (%)

		Tend to trust		Tend not to trust		Don't know
		Win.21/22	Diff. Win.21/22 - Sp.2021	Win.21/22	Diff. Win.21/22 - Sp.2021	Win.21/22
EU27		54	0	43	0	3
EURO AREA		55	-1	42	1	3
NON-EURO AREA		49	2	48	-1	3
BE		52	-2	46	0	2
BG		23	1	69	4	8
CZ		61	7	39	-3	0
DK		88	2	12	0	0
DE		70	0	27	1	3
EE		79	6	21	-6	0
IE		61	-7	33	1	6
EL		61	1	37	-2	2
ES		47	-4	48	2	5
FR		44	-2	52	2	4
HR		24	3	73	-3	3
IT		45	1	52	-1	3
CY		43	4	54	-2	3
LV		39	-2	51	-3	10
LT		50	4	43	-11	7
LU		71	0	27	4	2
HU		53	0	45	1	2
MT		34	-6	60	12	6
NL		80	7	17	-9	3
AT		65	-5	31	6	4
PL		38	3	59	-1	3
PT		46	-3	52	3	2
RO		52	1	46	2	2
SI		35	2	62	-3	3
SK		31	1	65	-1	4
FI		79	-2	20	1	1
SE		76	4	23	-5	1

Standard Eurobarometer 96
Public opinion in the European Union
Winter 2021-2022

QA6b.2 How much trust do you have in certain institutions? For each of the following institutions, do you tend to trust it or tend not to trust it?





























Justice, the (NATIONALITY) legal system (%)

		Tend to trust		Tend not to trust		Don't know
		Win.21/22	Diff. Win.21/22 - Sp.2021	Win.21/22	Diff. Win.21/22 - Sp.2021	Win.21/22
EU27		54	0	43	0	3
EURO AREA		55	-1	42	1	3
NON-EURO AREA		49	2	48	-1	3
AL		36	3	62	2	2
MK		21	3	74	-4	5
ME		47	19	49	-18	4
RS		44	1	48	-3	8
TR		42	-3	56	3	2
BA		26	0	70	-1	4
CH		83	-2	17	2	0
IS		59	-6	40	5	1
NO		87	-1	13	1	0
UK		63	-1	37	1	0

Standard Eurobarometer 96
Public opinion in the European Union
Winter 2021-2022

QA6b.3 How much trust do you have in certain institutions? For each of the following institutions, do you tend to trust it or tend not to trust it?












The police (%)

		Tend to trust		Tend not to trust		Don't know
		Win.21/22	Diff. Win.21/22 - Sp.2021	Win.21/22	Diff. Win.21/22 - Sp.2021	Win.21/22
EU27		70	-1	27	1	3
EURO AREA		74	0	23	0	3
NON-EURO AREA		58	-1	39	2	3
BE		75	2	24	-3	1
BG		48	0	45	4	7
CZ		77	2	23	0	0
DK		91	0	9	1	0
DE		82	4	15	-4	3
EE		86	-1	14	1	0
IE		78	4	19	-7	3
EL		71	3	28	-2	1
ES		76	-3	21	2	3
FR		68	-5	28	5	4
HR		52	-3	45	3	3
IT		67	-1	31	3	2
CY		57	2	40	-3	3
CY (tcc)		68	1	29	-1	3
LV		60	-1	34	-1	6
LT		78	7	19	-10	3
LU		79	-1	20	3	1
HU		64	-3	33	1	3
MT		54	-6	42	10	4
NL		92	9	7	-10	1
AT		74	-2	24	3	2
PL		44	-2	52	2	4
PT		77	-6	22	6	1
RO		51	-3	47	6	2
SI		55	-3	43	2	2
SK		46	4	51	-4	3
FI		92	2	8	-2	0
SE		89	1	10	-2	1

Standard Eurobarometer 96
Public opinion in the European Union
Winter 2021-2022

QA6b.3 How much trust do you have in certain institutions? For each of the following institutions, do you tend to trust it or tend not to trust it?





























The police (%)

		Tend to trust		Tend not to trust		Don't know
		Win.21/22	Diff. Win.21/22 - Sp.2021	Win.21/22	Diff. Win.21/22 - Sp.2021	Win.21/22
EU27		70	-1	27	1	3
EURO AREA		74	0	23	0	3
NON-EURO AREA		58	-1	39	2	3
AL		34	-12	57	9	9
MK		44	-5	51	4	5
ME		53	25	42	-24	5
RS		62	8	33	-9	5
TR		61	-8	38	9	1
BA		45	-5	52	5	3
CH		90	2	10	-2	0
IS		83	-1	17	1	0
NO		86	1	14	-1	0
UK		70	-2	30	2	0
XK		79	4	16	-5	5

Standard Eurobarometer 96
Public opinion in the European Union
Winter 2021-2022

QA6b.4 How much trust do you have in certain institutions? For each of the following institutions, do you tend to trust it or tend not to trust it?












The army (%)

		Tend to trust		Tend not to trust		Don't know
		Win.21/22	Diff. Win.21/22 - Sp.2021	Win.21/22	Diff. Win.21/22 - Sp.2021	Win.21/22
EU27		73	0	22	0	5
EURO AREA		75	0	20	0	5
NON-EURO AREA		67	-1	29	2	4
BE		76	1	19	-6	5
BG		49	3	34	-2	17
CZ		86	1	14	1	0
DK		89	3	10	0	1
DE		74	4	20	-1	6
EE		82	-2	18	2	0
IE		82	-2	9	-7	9
EL		86	4	13	-2	1
ES		75	-3	19	-1	6
FR		78	-5	15	4	7
HR		62	-1	34	1	4
IT		69	-1	28	2	3
CY		67	3	27	-3	6
LV		63	-2	26	-2	11
LT		77	-1	14	-8	9
LU		81	4	15	1	4
HU		61	1	34	0	5
MT		72	5	24	1	4
NL		83	1	11	-4	6
AT		72	2	22	-2	6
PL		62	-2	34	3	4
PT		78	-2	19	2	3
RO		63	-3	34	4	3
SI		63	-2	34	2	3
SK		54	-1	39	0	7
FI		93	0	5	-2	2
SE		83	0	15	-2	2

Standard Eurobarometer 96
Public opinion in the European Union
Winter 2021-2022

QA6b.4 How much trust do you have in certain institutions? For each of the following institutions, do you tend to trust it or tend not to trust it?





























The army (%)

		Tend to trust		Tend not to trust		Don't know
		Win.21/22	Diff. Win.21/22 - Sp.2021	Win.21/22	Diff. Win.21/22 - Sp.2021	Win.21/22
EU27		73	<i>0</i>	22	<i>0</i>	5
EURO AREA		75	<i>0</i>	20	<i>0</i>	5
NON-EURO AREA		67	<i>-1</i>	29	<i>2</i>	4
AL		44	<i>-10</i>	49	<i>8</i>	7
MK		57	<i>-5</i>	33	<i>1</i>	10
ME		52	<i>24</i>	41	<i>-22</i>	7
RS		73	<i>3</i>	21	<i>-4</i>	6
TR		70	<i>-2</i>	28	<i>2</i>	2
BA		41	<i>-12</i>	52	<i>10</i>	7
CH		75	<i>1</i>	25	<i>-1</i>	0
IS		34	<i>-6</i>	64	<i>6</i>	2
NO		90	<i>2</i>	10	<i>-2</i>	0
UK		87	<i>3</i>	13	<i>-3</i>	0

Standard Eurobarometer 96
Public opinion in the European Union
Winter 2021-2022

QA6b.5 How much trust do you have in certain institutions? For each of the following institutions, do you tend to trust it or tend not to trust it?












Public administration in (OUR COUNTRY) (%)

		Tend to trust		Tend not to trust		Don't know
		Win.21/22	Diff. Win.21/22 - Sp.2021	Win.21/22	Diff. Win.21/22 - Sp.2021	Win.21/22
EU27		51	-1	44	0	5
EURO AREA		52	-1	43	0	5
NON-EURO AREA		49	-1	47	2	4
BE		53	0	45	-2	2
BG		35	2	55	2	10
CZ		53	-3	47	7	0
DK		78	3	21	-2	1
DE		66	-1	29	1	5
EE		64	1	36	-1	0
IE		72	11	22	-17	6
EL		28	-5	70	5	2
ES		44	-3	50	3	6
FR		56	-3	38	2	6
HR		36	3	61	-1	3
IT		32	2	64	-2	4
CY		39	5	57	-2	4
LV		32	-1	62	-1	6
LT		49	7	40	-18	11
LU		77	-1	21	1	2
HU		61	-1	36	0	3
MT		55	-1	42	7	3
NL		64	6	32	-8	4
AT		64	-1	30	1	6
PL		44	-2	51	3	5
PT		52	1	46	1	2
RO		40	-1	56	3	4
SI		43	2	54	-3	3
SK		49	2	45	-4	6
FI		69	1	27	-5	4
SE		68	3	28	-7	4

Standard Eurobarometer 96
Public opinion in the European Union
Winter 2021-2022

QA6b.5 How much trust do you have in certain institutions? For each of the following institutions, do you tend to trust it or tend not to trust it?





























Public administration in (OUR COUNTRY) (%)

		Tend to trust		Tend not to trust		Don't know
		Win.21/22	Diff. Win.21/22 - Sp.2021	Win.21/22	Diff. Win.21/22 - Sp.2021	Win.21/22
EU27		51	-1	44	0	5
EURO AREA		52	-1	43	0	5
NON-EURO AREA		49	-1	47	2	4
AL		29	-15	67	15	4
MK		37	0	58	-1	5
ME		45	20	50	-19	5
RS		44	2	47	-3	9
TR		45	-5	53	5	2
BA		20	-9	75	8	5
CH		81	1	19	-1	0
IS		63	-7	36	6	1
NO		78	-1	22	1	0
UK		51	-1	49	1	0

Standard Eurobarometer 96
Public opinion in the European Union
Winter 2021-2022

QA6b.6 How much trust do you have in certain institutions? For each of the following institutions, do you tend to trust it or tend not to trust it?












Regional or local public authorities (%)

		Tend to trust		Tend not to trust		Don't know
		Win.21/22	Diff. Win.21/22 - Sp.2021	Win.21/22	Diff. Win.21/22 - Sp.2021	
EU27		57	0	39	0	4
EURO AREA		58	1	38	-1	4
NON-EURO AREA		53	-1	44	3	3
BE		59	0	40	-1	1
BG		44	0	47	2	9
CZ		60	-2	40	5	0
DK		78	3	21	-3	1
DE		76	1	21	0	3
EE		59	3	41	-3	0
IE		69	14	25	-20	6
EL		36	2	62	-2	2
ES		44	-2	51	1	5
FR		62	0	32	1	6
HR		31	-1	66	2	3
IT		37	-1	60	3	3
CY		49	6	45	-5	6
LV		48	-5	45	1	7
LT		52	9	40	-17	8
LU		71	-4	27	5	2
HU		62	-1	35	0	3
MT		55	-2	40	4	5
NL		67	10	27	-13	6
AT		67	-2	28	3	5
PL		51	-3	45	5	4
PT		64	-3	34	4	2
RO		42	-3	56	6	2
SI		46	-2	51	1	3
SK		49	3	45	-4	6
FI		63	-5	33	1	4
SE		66	3	31	-6	3

Standard Eurobarometer 96
Public opinion in the European Union
Winter 2021-2022

QA6b.6 How much trust do you have in certain institutions? For each of the following institutions, do you tend to trust it or tend not to trust it?





























Regional or local public authorities (%)

		Tend to trust		Tend not to trust		Don't know
		Win.21/22	Diff. Win.21/22 - Sp.2021	Win.21/22	Diff. Win.21/22 - Sp.2021	
EU27		57	0	39	0	4
EURO AREA		58	1	38	-1	4
NON-EURO AREA		53	-1	44	3	3
AL		39	-11	56	10	5
MK		40	5	54	-6	6
ME		39	18	55	-16	6
RS		38	1	52	-2	10
TR		41	-4	57	4	2
BA		25	2	72	-1	3
CH		79	-1	21	1	0
IS		68	-4	31	4	1
NO		71	-3	29	3	0
UK		47	-2	53	2	0

Standard Eurobarometer 96
Public opinion in the European Union
Winter 2021-2022

QA6b.7 How much trust do you have in certain institutions? For each of the following institutions, do you tend to trust it or tend not to trust it?

Health and medical staff in (OUR COUNTRY) (%)





























		Tend to trust		Tend not to trust		Don't know
		Win.21/22	Diff. Win.21/22 - Sp.2021	Win.21/22	Diff. Win.21/22 - Sp.2021	Win.21/22
EU27		78	-2	20	2	2
EURO AREA		81	-2	17	2	2
NON-EURO AREA		68	-1	30	2	2
BE		89	-5	11	5	0
BG		56	1	36	2	8
CZ		88	0	12	0	0
DK		92	-2	7	1	1
DE		83	-3	15	3	2
EE		86	-1	14	1	0
IE		86	0	12	-2	2
EL		73	2	26	-1	1
ES		84	-2	13	0	3
FR		83	-6	14	5	3
HR		66	0	32	0	2
IT		67	-1	30	1	3
CY		74	2	24	-3	2
CY (tcc)*		68	-7	30	7	2
LV		70	2	27	-4	3
LT		61	-3	36	0	3
LU		87	0	13	1	0
HU		54	-8	44	7	2
MT		92	3	7	2	1
NL		96	1	3	-2	1
AT		73	-6	23	5	4
PL		64	-1	33	2	3
PT		91	-5	8	4	1
RO		59	2	39	-1	2
SI		59	-7	40	7	1
SK		69	1	28	-2	3
FI		90	-2	9	1	1
SE		91	1	9	-1	0
XK		75	3	21	-3	4

*CY (tcc): In our Community

Standard Eurobarometer 96
Public opinion in the European Union
Winter 2021-2022

QA6b.8 How much trust do you have in certain institutions? For each of the following institutions, do you tend to trust it or tend not to trust it?

The (NATIONALITY) Government (%)












		Tend to trust		Tend not to trust		Don't know
		Win.21/22	Diff. Win.21/22 - Sp.2021	Win.21/22	Diff. Win.21/22 - Sp.2021	
EU27		35	-2	60	1	5
EURO AREA		36	-2	59	1	5
NON-EURO AREA		36	2	60	-2	4
BE		37	-4	61	2	2
BG		34	12	50	-12	16
CZ		45	17	55	-16	0
DK		59	-5	39	5	2
DE		48	-2	44	-1	8
EE		46	-3	54	3	0
IE		50	2	44	-8	6
EL		25	-1	72	1	3
ES		24	2	71	-4	5
FR		27	1	69	2	4
HR		21	-1	76	-1	3
IT		33	-5	64	6	3
CY		30	-1	64	0	6
CY (tcc)*		38	-1	59	4	3
LV		23	-3	73	1	4
LT		27	-14	68	9	5
LU		63	-4	36	7	1
HU		44	-1	52	1	4
MT		47	1	49	7	4
NL		45	-3	51	0	4
AT		38	-7	57	7	5
PL		28	0	68	1	4
PT		50	-8	47	8	3
RO		26	-5	71	8	3
SI		21	-4	77	4	2
SK		22	1	73	-3	5
FI		56	-1	40	-3	4
SE		61	11	38	-12	1

*CY (tcc): The public authorities in our Community

Standard Eurobarometer 96
Public opinion in the European Union
Winter 2021-2022

QA6b.8 How much trust do you have in certain institutions? For each of the following institutions, do you tend to trust it or tend not to trust it?





























The (NATIONALITY) Government (%)

		Tend to trust		Tend not to trust		Don't know
		Win.21/22	Diff. Win.21/22 - Sp.2021	Win.21/22	Diff. Win.21/22 - Sp.2021	Win.21/22
EU27		35	-2	60	1	5
EURO AREA		36	-2	59	1	5
NON-EURO AREA		36	2	60	-2	4
AL		36	-10	58	6	6
MK		26	-2	69	3	5
ME		39	14	53	-14	8
RS		48	2	48	-2	4
TR		48	-6	50	7	2
BA		14	-1	82	0	4
CH		80	-3	20	3	0
IS		54	-11	45	11	1
NO		65	-4	35	4	0
UK		22	-13	78	13	0
XK		57	2	32	-3	11

Standard Eurobarometer 96
Public opinion in the European Union
Winter 2021-2022

QA6b.9 How much trust do you have in certain institutions? For each of the following institutions, do you tend to trust it or tend not to trust it?












The (NATIONALITY) Parliament (%)

		Tend to trust		Tend not to trust		Don't know
		Win.21/22	Diff. Win.21/22 - Sp.2021	Win.21/22	Diff. Win.21/22 - Sp.2021	
EU27		36	1	58	-1	6
EURO AREA		36	-1	57	0	7
NON-EURO AREA		34	3	62	-2	4
BE		40	-5	58	3	2
BG		23	8	65	-5	12
CZ		35	15	65	-13	0
DK		62	-2	36	2	2
DE		53	2	40	-2	7
EE		40	7	60	-7	0
IE		49	2	44	-9	7
EL		30	2	68	-2	2
ES		19	1	71	-5	10
FR		27	0	65	3	8
HR		22	0	75	0	3
IT		29	-5	66	4	5
CY		27	0	69	3	4
LV		19	-5	76	3	5
LT		14	-9	79	2	7
LU		59	-3	37	5	4
HU		42	0	54	0	4
MT		40	-2	55	11	5
NL		51	-1	45	-2	4
AT		45	-5	50	8	5
PL		26	0	69	1	5
PT		46	1	50	-1	4
RO		28	-1	68	3	4
SI		16	-3	81	3	3
SK		23	1	70	-3	7
FI		62	0	34	-4	4
SE		64	9	35	-10	1

Standard Eurobarometer 96
Public opinion in the European Union
Winter 2021-2022

QA6b.9 How much trust do you have in certain institutions? For each of the following institutions, do you tend to trust it or tend not to trust it?





























The (NATIONALITY) Parliament (%)

		Tend to trust		Tend not to trust		Don't know
		Win.21/22	Diff. Win.21/22 - Sp.2021	Win.21/22	Diff. Win.21/22 - Sp.2021	Win.21/22
EU27		36	1	58	-1	6
EURO AREA		36	-1	57	0	7
NON-EURO AREA		34	3	62	-2	4
AL		46	-6	50	4	4
MK		24	0	72	2	4
ME		38	11	53	-12	9
RS		42	4	51	-3	7
TR		48	-2	50	3	2
BA		16	-2	79	1	5
CH		76	0	24	0	0
IS		55	-5	44	5	1
NO		70	-10	30	10	0
UK		26	-11	74	11	0

Standard Eurobarometer 96
Public opinion in the European Union
Winter 2021-2022

QA6b.10 How much trust do you have in certain institutions? For each of the following institutions, do you tend to trust it or tend not to trust it?












The European Union (%)

		Tend to trust		Tend not to trust		Don't know
		Win.21/22	Diff. Win.21/22 - Sp.2021	Win.21/22	Diff. Win.21/22 - Sp.2021	
EU27		47	-2	44	2	9
EURO AREA		45	-3	45	1	10
NON-EURO AREA		52	-2	40	3	8
BE		46	-7	51	4	3
BG		48	-7	37	8	15
CZ		50	1	50	3	0
DK		61	0	37	3	2
DE		48	1	43	-1	9
EE		63	0	37	0	0
IE		63	-8	25	-4	12
EL		39	3	59	-3	2
ES		45	-9	41	4	14
FR		32	-4	56	6	12
HR		48	-3	46	2	6
IT		45	-4	46	2	9
CY		46	1	48	2	6
CY (tcc)		38	8	50	8	12
LV		50	-5	38	0	12
LT		59	-10	29	-2	12
LU		43	-5	53	7	4
HU		58	2	37	-2	5
MT		61	-1	28	4	11
NL		54	5	39	-10	7
AT		42	-3	51	6	7
PL		53	-2	37	5	10
PT		69	-4	26	8	5
RO		49	-7	40	5	11
SI		50	-5	45	4	5
SK		43	0	47	0	10
FI		52	-2	40	-6	8
SE		52	0	41	-7	7

Standard Eurobarometer 96
Public opinion in the European Union
Winter 2021-2022

QA6b.10 How much trust do you have in certain institutions? For each of the following institutions, do you tend to trust it or tend not to trust it?





























The European Union (%)

		Tend to trust		Tend not to trust		Don't know
		Win.21/22	Diff. Win.21/22 - Sp.2021	Win.21/22	Diff. Win.21/22 - Sp.2021	
EU27		47	-2	44	2	9
EURO AREA		45	-3	45	1	10
NON-EURO AREA		52	-2	40	3	8
AL		73	1	24	-2	3
MK		50	-6	40	3	10
ME		44	11	46	-14	10
RS		33	1	50	-4	17
TR		31	0	60	0	9
BA		44	-2	46	-1	10
CH		40	0	60	1	0
IS		61	-2	37	2	2
NO		55	-3	45	3	0
UK		39	3	61	-3	0
XK		59	-6	26	4	15

Standard Eurobarometer 96
Public opinion in the European Union
Winter 2021-2022

QA6b.11 How much trust do you have in certain institutions? For each of the following institutions, do you tend to trust it or tend not to trust it?





























The United Nations (%)

		Tend to trust		Tend not to trust		Don't know
		Win.21/22	Diff. Win.21/22 - Sp.2021	Win.21/22	Diff. Win.21/22 - Sp.2021	
EU27		48	-3	39	3	13
EURO AREA		46	-4	40	3	14
NON-EURO AREA		54	-3	35	4	11
BE		54	-9	40	3	6
BG		38	-4	39	6	23
CZ		57	3	43	4	0
DK		79	1	18	2	3
DE		48	0	36	-1	16
EE		68	0	32	0	0
IE		62	-12	25	-1	13
EL		33	-2	62	3	5
ES		42	-10	42	8	16
FR		35	-6	45	7	20
HR		45	-1	46	2	9
IT		46	-3	44	4	10
CY		25	-5	64	7	11
LV		48	-5	34	-1	18
LT		51	-18	26	-5	23
LU		44	-10	47	12	9
HU		56	1	37	0	7
MT		65	4	21	3	14
NL		65	-1	26	-5	9
AT		43	-2	43	1	14
PL		53	-3	33	6	14
PT		70	3	19	0	11
RO		47	-7	40	6	13
SI		40	-6	50	4	10
SK		43	5	43	-5	14
FI		62	-4	29	-5	9
SE		68	-7	26	1	6

Standard Eurobarometer 96
Public opinion in the European Union
Winter 2021-2022

QA6b.12 How much trust do you have in certain institutions? For each of the following institutions, do you tend to trust it or tend not to trust it?

NATO (%)





























		Tend to trust		Tend not to trust		Don't know
		Win.21/22	Diff. Win.21/22 - Sp.2021	Win.21/22	Diff. Win.21/22 - Sp.2021	
EU27		45	-4	40	5	15
EURO AREA		43	-4	41	4	16
NON-EURO AREA		54	-3	34	4	12
BE		58	-9	36	4	6
BG		30	-8	49	10	21
CZ		68	4	32	2	0
DK		82	1	16	3	2
DE		49	-4	38	6	13
EE		79	0	21	0	0
IE		55	-9	27	-8	18
EL		22	-4	72	5	6
ES		36	-5	45	4	19
FR		30	-5	45	7	25
HR		39	-5	51	4	10
IT		43	-5	44	5	13
CY		13	-5	69	7	18
LV		48	-1	37	-4	15
LT		62	-14	23	-1	15
LU		45	-9	43	9	12
HU		57	1	35	-1	8
MT		57	0	25	5	18
NL		71	0	19	-6	10
AT		39	-5	47	6	14
PL		55	-2	30	5	15
PT		53	10	22	10	25
RO		45	-5	41	6	14
SI		38	-5	54	3	8
SK		29	1	58	0	13
FI		51	-6	36	-7	13
SE		59	-10	30	-1	11

Standard Eurobarometer 96
Public opinion in the European Union
Winter 2021-2022

QA7 What does the EU mean to you personally?

(%)

(MULTIPLE ANSWERS POSSIBLE)












		Peace		Economic prosperity		Democracy		Social protection		Freedom to travel, study and work anywhere in the EU		Cultural diversity	
		Win.21/22	Diff. Win.21/22 - Sp.2021	Win.21/22	Diff. Win.21/22 - Sp.2021	Win.21/22	Diff. Win.21/22 - Sp.2021	Win.21/22	Diff. Win.21/22 - Sp.2021	Win.21/22	Diff. Win.21/22 - Sp.2021	Win.21/22	Diff. Win.21/22 - Sp.2021
EU27		34	0	20	-1	25	-2	13	0	53	0	26	-1
EURO AREA		35	-1	20	-1	25	-2	13	0	53	-1	28	-1
NON-EURO AREA		28	-1	21	-1	27	0	12	0	52	2	19	0
BE		32	-7	22	-5	23	-2	14	2	52	-3	24	2
BG		17	-5	15	-3	17	-4	10	-1	57	0	20	-4
CZ		33	1	30	4	31	6	8	-2	66	10	18	-1
DK		50	0	31	1	35	0	15	-2	56	-4	27	-3
DE		51	-2	25	-1	37	-2	12	-2	61	-4	36	-7
EE		30	-2	19	-3	28	0	13	-2	76	1	29	3
IE		30	-16	28	-18	22	-10	15	-11	57	-18	25	-12
EL		45	1	14	3	25	2	18	3	66	5	35	1
ES		16	3	22	-4	18	0	14	1	47	-4	24	2
FR		37	-3	10	-2	19	-4	12	1	46	-3	31	-2
HR		26	0	27	-7	23	1	20	3	55	-3	24	0
IT		24	1	13	-2	19	-4	11	0	43	4	15	-2
CY		38	3	20	2	26	-10	24	-2	67	6	36	1
CY (tcc)		9	3	29	-2	11	-6	14	-4	6	-2	4	-1
LV		24	1	22	-2	16	-2	15	-4	60	1	20	1
LT		33	13	17	-10	20	-6	18	4	75	10	32	7
LU		46	1	23	0	34	7	17	0	61	2	36	5
HU		21	-4	18	1	23	1	13	2	48	-2	24	0
MT		22	3	29	-5	27	1	21	0	56	0	24	-6
NL		53	11	41	10	28	4	10	2	67	9	30	10
AT		39	-5	25	1	30	-3	25	-4	58	3	26	-4
PL		26	2	19	0	29	0	10	0	47	2	16	0
PT		19	1	27	3	24	2	18	-8	57	-5	27	-2
RO		23	-6	19	-7	21	-5	14	-3	45	1	16	-2
SI		36	-5	25	-4	27	1	16	-3	54	1	27	-2
SK		28	-4	20	1	16	-1	10	1	64	2	21	2
FI		32	-2	18	-1	24	3	6	2	67	2	27	4
SE		46	8	19	6	34	6	12	4	67	8	25	8

Standard Eurobarometer 96
Public opinion in the European Union
Winter 2021-2022

QA7 What does the EU mean to you personally?

(%)

(MULTIPLE ANSWERS POSSIBLE)





























		Peace		Economic prosperity		Democracy		Social protection		Freedom to travel, study and work anywhere in the EU		Cultural diversity	
		Win.21/22	Diff. Win.21/22 - Sp.2021	Win.21/22	Diff. Win.21/22 - Sp.2021	Win.21/22	Diff. Win.21/22 - Sp.2021	Win.21/22	Diff. Win.21/22 - Sp.2021	Win.21/22	Diff. Win.21/22 - Sp.2021	Win.21/22	Diff. Win.21/22 - Sp.2021
EU27		34	0	20	-1	25	-2	13	0	53	0	26	-1
EURO AREA		35	-1	20	-1	25	-2	13	0	53	-1	28	-1
NON-EURO AREA		28	-1	21	-1	27	0	12	0	52	2	19	0
AL		16	1	58	-4	34	1	41	3	50	-3	19	-1
MK		18	-3	40	-1	16	0	20	-2	55	1	10	-3
ME		20	-3	25	-4	17	0	26	7	36	8	15	2
RS		17	-3	29	1	11	0	21	-1	47	0	16	-2
TR		8	-3	35	2	14	-1	19	1	32	13	21	3
BA		25	-2	33	3	13	-3	21	-1	38	4	9	0
CH		33	-1	18	2	20	2	5	0	54	1	28	-1
IS		35	2	22	-1	24	-2	17	1	61	-1	33	4
NO		33	1	12	0	21	-1	10	3	50	5	18	1
UK		28	-4	28	1	22	0	19	-1	59	-1	31	-5
XK		28	2	22	-2	25	-1	12	-1	34	4	8	1

Standard Eurobarometer 96
Public opinion in the European Union
Winter 2021-2022

QA7 What does the EU mean to you personally?

(%)

(MULTIPLE ANSWERS POSSIBLE)












		Stronger say in the world		Euro		Unemployment		Bureaucracy		Waste of money		Loss of our cultural identity	
		Win.21/22	Diff. Win.21/22 - Sp.2021	Win.21/22	Diff. Win.21/22 - Sp.2021	Win.21/22	Diff. Win.21/22 - Sp.2021	Win.21/22	Diff. Win.21/22 - Sp.2021	Win.21/22	Diff. Win.21/22 - Sp.2021	Win.21/22	Diff. Win.21/22 - Sp.2021
EU27		26	0	33	-2	8	0	21	-1	20	0	12	0
EURO AREA		27	0	39	-2	9	0	21	-2	21	-1	11	0
NON-EURO AREA		25	1	15	0	5	0	19	0	15	0	14	2
BE		27	-5	42	-2	7	4	18	-3	25	5	12	2
BG		18	2	11	-2	7	1	14	0	14	2	17	5
CZ		32	6	17	-2	2	-1	37	0	28	0	18	0
DK		32	-1	15	1	4	-1	32	-4	13	-3	11	2
DE		31	1	46	-2	7	0	33	-3	29	-3	11	0
EE		18	-2	50	2	2	-2	34	1	19	-3	19	-2
IE		26	-14	35	-12	4	2	12	-9	5	0	7	-3
EL		45	5	48	-4	30	1	17	-1	20	3	28	4
ES		20	-1	27	-4	6	0	16	0	11	3	3	-1
FR		20	-5	37	-2	9	-2	18	-2	30	1	14	0
HR		26	-1	23	3	4	-2	11	1	12	3	18	-1
IT		27	6	32	-2	13	1	12	0	12	-1	10	2
CY		26	0	45	5	31	2	21	3	22	-1	24	-2
CY (tcc)		4	1	11	1	3	1	5	4	2	-1	3	0
LV		10	0	31	0	6	1	19	-2	17	-2	14	-1
LT		25	5	18	-7	3	-1	18	3	20	5	13	-2
LU		22	-3	51	8	6	1	26	7	27	6	12	3
HU		20	-2	15	2	6	1	15	1	8	-1	10	1
MT		34	-11	31	-10	3	-1	16	2	10	5	16	-2
NL		37	4	47	-3	3	-1	31	2	17	-3	11	-5
AT		32	0	50	-2	24	-2	34	2	37	4	25	1
PL		23	-1	10	-2	5	-1	12	-2	12	2	11	1
PT		32	-12	44	2	6	-2	6	-4	7	2	7	-2
RO		16	-4	23	-1	9	1	15	3	14	2	18	1
SI		20	-6	47	-1	5	-3	18	-4	15	-4	13	0
SK		28	7	44	0	12	1	28	-3	33	-2	20	-1
FI		21	-4	54	6	3	-1	35	1	24	-3	11	-1
SE		44	11	14	4	4	0	40	5	29	-5	10	0

Standard Eurobarometer 96
Public opinion in the European Union
Winter 2021-2022

QA7 What does the EU mean to you personally?

(%)

(MULTIPLE ANSWERS POSSIBLE)





























		Stronger say in the world		Euro		Unemployment		Bureaucracy		Waste of money		Loss of our cultural identity	
		Win.21/22	Diff. Win.21/22 - Sp.2021	Win.21/22	Diff. Win.21/22 - Sp.2021	Win.21/22	Diff. Win.21/22 - Sp.2021	Win.21/22	Diff. Win.21/22 - Sp.2021	Win.21/22	Diff. Win.21/22 - Sp.2021	Win.21/22	Diff. Win.21/22 - Sp.2021
EU27		26	0	33	-2	8	0	21	-1	20	0	12	0
EURO AREA		27	0	39	-2	9	0	21	-2	21	-1	11	0
NON-EURO AREA		25	1	15	0	5	0	19	0	15	0	14	2
AL		30	0	11	3	3	1	2	0	2	0	6	-1
MK		17	3	19	8	7	-1	5	1	6	0	11	-1
ME		15	2	10	-2	4	-6	4	0	12	-1	15	-1
RS		26	5	28	6	4	0	10	-1	8	-2	27	-2
TR		21	5	12	-3	12	-9	3	-3	6	-6	17	-4
BA		13	-4	15	3	4	-2	5	0	6	1	10	2
CH		18	-6	36	4	9	0	42	2	29	3	21	1
IS		27	-2	42	0	7	-1	25	-2	17	1	17	2
NO		30	-1	22	-1	7	0	36	2	22	3	20	4
UK		29	-2	16	-1	6	1	29	-3	27	3	20	0
XK		16	1	13	4	7	-3	2	-2	1	-1	6	4

Standard Eurobarometer 96
Public opinion in the European Union
Winter 2021-2022

QA7 What does the EU mean to you personally?

(%)

(MULTIPLE ANSWERS POSSIBLE)












		More crime		Not enough control at external borders		Quality of life of future generations		Other (SPONTANEOUS)		Don't know
		Win.21/22	Diff. Win.21/22 - Sp.2021	Win.21/22	Diff. Win.21/22 - Sp.2021	Win.21/22	Diff. Win.21/22 - Sp.2021	Win.21/22	Diff. Win.21/22 - Sp.2021	Win.21/22
EU27		11	0	19	1	22	-1	0	0	1
EURO AREA		12	1	21	2	20	-2	0	0	1
NON-EURO AREA		10	-1	15	0	26	0	1	1	1
BE		11	7	19	4	20	-3	0	0	0
BG		9	2	12	4	24	-2	0	0	3
CZ		7	-7	20	-5	30	7	0	0	0
DK		10	0	20	-1	22	-2	2	1	1
DE		20	2	26	3	21	-7	0	0	0
EE		4	-2	19	-4	22	-6	0	0	0
IE		5	3	8	-3	25	-10	0	0	0
EL		23	2	36	2	19	2	0	0	0
ES		3	0	9	-1	15	-4	0	0	2
FR		8	-1	24	3	15	1	1	1	3
HR		9	-2	13	-1	39	3	0	0	1
IT		9	2	16	1	22	1	1	1	1
CY		35	6	36	7	25	3	0	0	1
CY (tcc)		2	1	1	1	12	2	12	6	16
LV		4	1	12	0	25	0	1	1	3
LT		4	2	17	5	31	0	1	1	2
LU		18	6	26	10	22	0	0	0	0
HU		10	0	20	2	26	-4	0	-1	2
MT		5	-1	17	-15	32	-2	0	-1	2
NL		9	-4	17	-1	33	8	0	0	1
AT		31	-2	38	2	26	-1	0	0	0
PL		7	0	11	2	29	2	0	0	1
PT		6	-4	16	-4	22	-1	0	0	1
RO		15	-1	16	-1	21	-4	2	1	2
SI		15	-1	16	-1	24	-3	1	1	1
SK		22	-1	38	7	19	1	0	0	2
FI		11	-3	22	-1	18	1	0	0	1
SE		17	1	23	-1	19	2	0	0	0

Standard Eurobarometer 96
Public opinion in the European Union
Winter 2021-2022

QA7 What does the EU mean to you personally?






(%)

(MULTIPLE ANSWERS POSSIBLE)

		More crime		Not enough control at external borders		Quality of life of future generations		Other (SPONTANEOUS)		Don't know
		Win.21/22	Diff. Win.21/22 - Sp.2021	Win.21/22	Diff. Win.21/22 - Sp.2021	Win.21/22	Diff. Win.21/22 - Sp.2021	Win.21/22	Diff. Win.21/22 - Sp.2021	
EU27		11	0	19	1	22	-1	0	0	1
EURO AREA		12	1	21	2	20	-2	0	0	1
NON-EURO AREA		10	-1	15	0	26	0	1	1	1
AL		2	0	6	0	42	-2	0	0	0
MK		5	-1	7	-1	40	-2	0	0	0
ME		11	-6	12	-1	17	-3	0	0	0
RS		11	-2	11	0	30	4	0	-1	1
TR		10	-2	7	0	26	6	0	0	2
BA		6	1	4	0	36	3	0	0	0
CH		11	1	21	5	15	-1	0	0	0
IS		12	1	18	1	25	-3	0	0	3
NO		12	0	20	-1	10	1	0	0	0
UK		8	1	24	5	28	-2	0	0	1
XK		2	0	3	-1	17	-1	0	0	6

Standard Eurobarometer 96
Public opinion in the European Union
Winter 2021-2022






QA7bd Generally speaking, do you think that (OUR COUNTRY)'s membership of the EU would be...?
 (%)

	A good thing		A bad thing		Neither good nor bad		Refusal (SPONTANEOUS)		Don't know
	Win.21/22	Diff. Win.21/22 - Sp.2021	Win.21/22	Diff. Win.21/22 - Sp.2021	Win.21/22	Diff. Win.21/22 - Sp.2021	Win.21/22	Diff. Win.21/22 - Sp.2021	
CY (tcc)*	41	-5	12	1	24	12	8	5	15
AL 	85	-6	7	4	8	2	0	0	0
MK 	63	1	10	-4	26	2	0	0	1
ME 	67	5	19	-1	14	-3	0	0	0
RS 	42	3	24	-3	33	0	0	0	1
TR 	60	16	22	-2	17	-15	0	0	1

*CY (tcc): Generally speaking, do you think that for the Turkish Cypriot Community the full application of EU legislation would be...?

Standard Eurobarometer 96
Public opinion in the European Union
Winter 2021-2022

QA7ce Taking everything into account, would you say that (OUR COUNTRY) would benefit or not from being a member of the EU?
 (%)





























	Would benefit		Would not benefit		Refusal (SPONTANEOUS)		Don't know
	Win.21/22	Diff. Win.21/22 - Sp.2021	Win.21/22	Diff. Win.21/22 - Sp.2021	Win.21/22	Diff. Win.21/22 - Sp.2021	
CY (tcc)*	48	-4	25	11	9	7	18
AL 	92	-5	8	6	0	0	0
MK 	80	0	19	0	0	0	1
ME 	78	3	22	-2	0	0	0
RS 	62	2	33	-5	0	0	5
TR 	70	9	27	-12	0	0	3

*CY (tcc): Taking everything into consideration, would you say that the Turkish Cypriot Community would benefit or not from the full application of the EU legislation?

Standard Eurobarometer 96
Public opinion in the European Union
Winter 2021-2022

QA8.1 Please tell if you tend to trust or tend not to trust these European institutions?












The European Parliament (%)

		Tend to trust		Tend not to trust		Don't know
		Win.21/22	Diff. Win.21/22 - Sp.2021	Win.21/22	Diff. Win.21/22 - Sp.2021	Win.21/22
EU27		50	-3	39	4	11
EURO AREA		48	-4	40	4	12
NON-EURO AREA		54	-2	36	4	10
BE		51	-12	45	9	4
BG		44	-3	40	6	16
CZ		48	-3	51	9	1
DK		64	-4	32	6	4
DE		53	-3	36	5	11
EE		60	-6	39	5	1
IE		64	-13	23	0	13
EL		44	5	54	-2	2
ES		40	-9	44	6	16
FR		33	-9	48	10	19
HR		54	-1	37	1	9
IT		54	3	39	0	7
CY		51	4	38	0	11
CY (tcc)		35	18	36	8	29
LV		47	-8	39	4	14
LT		53	-14	30	-3	17
LU		57	-8	40	11	3
HU		61	-1	33	1	6
MT		64	-2	28	10	8
NL		57	-1	31	-8	12
AT		48	-4	46	8	6
PL		55	3	32	3	13
PT		70	0	23	8	7
RO		49	-8	41	8	10
SI		43	-8	50	6	7
SK		43	0	47	3	10
FI		52	-7	35	-5	13
SE		61	-2	31	-5	8

Standard Eurobarometer 96
Public opinion in the European Union
Winter 2021-2022

QA8.1 Please tell if you tend to trust or tend not to trust these European institutions?





























The European Parliament (%)

		Tend to trust		Tend not to trust		Don't know
		Win.21/22	Diff. Win.21/22 - Sp.2021	Win.21/22	Diff. Win.21/22 - Sp.2021	Win.21/22
EU27		50	-3	39	4	11
EURO AREA		48	-4	40	4	12
NON-EURO AREA		54	-2	36	4	10
AL		75	0	24	0	1
MK		52	3	32	-1	16
ME		63	3	30	-5	7
RS		31	8	44	-3	25
TR		33	6	51	1	16
BA		44	-6	37	5	19
CH		48	-2	51	3	1
IS		64	1	31	-1	5
NO		60	-3	38	3	2
UK		39	-2	60	2	1
XK		48	11	33	5	19

Standard Eurobarometer 96
Public opinion in the European Union
Winter 2021-2022

QA8.2 Please tell if you tend to trust or tend not to trust these European institutions?












The European Commission (%)

		Tend to trust		Tend not to trust		Don't know
		Win.21/22	Diff. Win.21/22 - Sp.2021	Win.21/22	Diff. Win.21/22 - Sp.2021	
EU27		47	-3	39	3	14
EURO AREA		45	-3	41	3	14
NON-EURO AREA		54	1	35	2	11
BE		50	-13	45	9	5
BG		44	-5	38	9	18
CZ		49	2	50	7	1
DK		66	-2	29	5	5
DE		47	-1	39	3	14
EE		62	-4	37	4	1
IE		63	-12	21	-4	16
EL		33	4	62	-3	5
ES		40	-5	44	5	16
FR		30	-10	47	8	23
HR		52	2	37	0	11
IT		51	1	39	1	10
CY		46	5	40	1	14
CY (tcc)		35	18	36	9	29
LV		45	-9	38	3	17
LT		54	-17	26	-3	20
LU		54	-6	42	10	4
HU		60	-2	34	3	6
MT		62	-1	28	10	10
NL		58	1	25	-11	17
AT		46	-5	45	7	9
PL		55	6	31	1	14
PT		70	1	21	6	9
RO		53	0	35	0	12
SI		46	-6	46	4	8
SK		42	-1	46	6	12
FI		52	-7	34	-6	14
SE		56	-7	30	-6	14

Standard Eurobarometer 96
Public opinion in the European Union
Winter 2021-2022

QA8.2 Please tell if you tend to trust or tend not to trust these European institutions?





























The European Commission (%)

		Tend to trust		Tend not to trust		Don't know
		Win.21/22	Diff. Win.21/22 - Sp.2021	Win.21/22	Diff. Win.21/22 - Sp.2021	Win.21/22
EU27		47	-3	39	3	14
EURO AREA		45	-3	41	3	14
NON-EURO AREA		54	1	35	2	11
AL		69	-4	30	11	1
MK		48	2	34	0	18
ME		56	-1	36	0	8
RS		27	7	46	-3	27
TR		32	5	51	2	17
BA		44	-4	37	4	19
CH		45	-2	53	2	2
IS		61	0	34	0	5
NO		61	-4	37	4	2
UK		41	2	58	-2	1
XK		49	12	31	3	20

Standard Eurobarometer 96
Public opinion in the European Union
Winter 2021-2022

QA8.3 Please tell if you tend to trust or tend not to trust these European institutions?





























The European Central Bank (%)

		Tend to trust		Tend not to trust		Don't know
		Win.21/22	Diff. Win.21/22 - Sp.2021	Win.21/22	Diff. Win.21/22 - Sp.2021	
EU27		44	-4	43	5	13
EURO AREA		41	-6	45	5	14
NON-EURO AREA		51	-1	36	4	13
BE		54	-16	40	10	6
BG		46	-4	37	8	17
CZ		62	6	37	3	1
DK		70	-1	24	4	6
DE		42	-4	46	4	12
EE		70	-2	29	2	1
IE		60	-9	26	-5	14
EL		25	2	70	-1	5
ES		34	-6	51	6	15
FR		29	-11	49	11	22
HR		46	-3	42	3	12
IT		44	-2	44	0	12
CY		36	-3	52	8	12
LV		48	-11	35	6	17
LT		49	-20	26	-5	25
LU		50	-13	43	13	7
HU		55	-1	37	4	8
MT		64	-4	23	9	13
NL		58	-9	31	2	11
AT		48	-4	44	6	8
PL		48	2	34	5	18
PT		68	0	24	8	8
RO		44	-5	43	5	13
SI		42	-3	51	2	7
SK		41	-5	46	8	13
FI		65	-7	25	-3	10
SE		61	-8	27	-3	12

Standard Eurobarometer 96
Public opinion in the European Union
Winter 2021-2022

QA8.4 Please tell if you tend to trust or tend not to trust these European institutions?





























The European Council (%)

		Tend to trust		Tend not to trust		Don't know
		Win.21/22	Diff. Win.21/22 - Sp.2021	Win.21/22	Diff. Win.21/22 - Sp.2021	Win.21/22
EU27		44	-3	39	4	17
EURO AREA		43	-3	39	3	18
NON-EURO AREA		50	-2	36	4	14
BE		48	-14	43	6	9
BG		42	-2	37	8	21
CZ		53	4	46	6	1
DK		65	2	27	4	8
DE		47	-1	35	5	18
EE		63	-1	36	1	1
IE		60	-15	22	-3	18
EL		39	7	55	-2	6
ES		38	-6	44	5	18
FR		28	-8	46	8	26
HR		51	-2	38	3	11
IT		47	2	40	-1	13
CY		44	3	40	2	16
LV		44	-8	37	1	19
LT		49	-16	26	-9	25
LU		55	-3	38	8	7
HU		57	-3	34	4	9
MT		64	-1	24	8	12
NL		49	-3	25	-8	26
AT		44	0	44	6	12
PL		51	2	33	4	16
PT		69	1	22	7	9
RO		42	-8	45	9	13
SI		43	-9	47	5	10
SK		38	-2	47	6	15
FI		51	-9	33	-7	16
SE		51	-13	28	-7	21

Standard Eurobarometer 96
Public opinion in the European Union
Winter 2021-2022

QA9.1 To what extent do you agree or disagree with each of the following statements?












I understand how the EU works (%)

		Totally agree		Tend to agree		Tend to disagree		Totally disagree		Don't know	Total 'Agree'		Total 'Disagree'	
		Win.21/22	Diff. Win.21/22 - Sp.2021	Win.21/22	Diff. Win.21/22 - Sp.2021	Win.21/22	Diff. Win.21/22 - Sp.2021	Win.21/22	Diff. Win.21/22 - Sp.2021		Win.21/22	Diff. Win.21/22 - Sp.2021	Win.21/22	Diff. Win.21/22 - Sp.2021
EU27		13	-2	45	-3	28	2	11	2	3	58	-5	39	4
EURO AREA		12	-2	43	-3	29	2	13	2	3	55	-5	42	4
NON-EURO AREA		15	-3	51	-1	24	3	7	1	3	66	-4	31	4
BE		8	-4	51	-6	31	4	8	4	2	59	-10	39	8
BG		12	-7	37	-4	28	9	16	4	7	49	-11	44	13
CZ		5	-7	61	13	31	1	3	-5	0	66	6	34	-4
DK		11	-4	56	4	26	2	6	-1	1	67	0	32	1
DE		18	-1	47	-3	25	2	8	2	2	65	-4	33	4
EE		9	-3	58	-1	28	2	5	2	0	67	-4	33	4
IE		23	12	47	-17	18	-5	9	7	3	70	-5	27	2
EL		14	-3	47	4	30	-1	7	-1	2	61	1	37	-2
ES		12	-2	42	-2	29	2	13	0	4	54	-4	42	2
FR		9	-2	37	-6	32	5	18	1	4	46	-8	50	6
HR		11	-3	48	-5	29	6	9	2	3	59	-8	38	8
IT		8	-1	36	-5	34	1	20	5	2	44	-6	54	6
CY		16	-8	53	8	23	2	8	0	0	69	0	31	2
CY (tcc)		31	N.A	27	N.A	23	N.A	7	N.A	12	58	N.A	30	N.A
LV		14	2	50	-5	25	-1	8	3	3	64	-3	33	2
LT		12	-3	54	-7	22	1	7	4	5	66	-10	29	5
LU		15	-3	61	9	19	-5	4	0	1	76	6	23	-5
HU		10	-5	47	5	32	0	9	0	2	57	0	41	0
MT		7	3	49	0	32	2	10	0	2	56	3	42	2
NL		15	0	53	6	23	-7	6	-2	3	68	6	29	-9
AT		16	-1	44	-4	25	3	11	1	4	60	-5	36	4
PL		22	-1	52	-4	17	2	4	2	5	74	-5	21	4
PT		12	-2	52	0	25	0	8	1	3	64	-2	33	1
RO		16	-2	42	-5	29	6	9	1	4	58	-7	38	7
SI		12	-3	50	-2	29	4	7	1	2	62	-5	36	5
SK		14	-4	42	-4	25	3	13	4	6	56	-8	38	7
FI		10	1	58	-1	26	-3	5	2	1	68	0	31	-1
SE		13	3	61	-4	18	-4	7	4	1	74	-1	25	0

Standard Eurobarometer 96
Public opinion in the European Union
Winter 2021-2022





























QA9.1 To what extent do you agree or disagree with each of the following statements?

I understand how the EU works (%)

		Totally agree		Tend to agree		Tend to disagree		Totally disagree		Don't know	Total 'Agree'		Total 'Disagree'	
		Win.21/22	Diff. Win.21/22 - Sp.2021	Win.21/22	Diff. Win.21/22 - Sp.2021	Win.21/22	Diff. Win.21/22 - Sp.2021	Win.21/22	Diff. Win.21/22 - Sp.2021		Win.21/22	Diff. Win.21/22 - Sp.2021	Win.21/22	Diff. Win.21/22 - Sp.2021
		EU27		13	-2	45	-3	28	2		11	2	3	58
EURO AREA		12	-2	43	-3	29	2	13	2	3	55	-5	42	4
NON-EURO AREA		15	-3	51	-1	24	3	7	1	3	66	-4	31	4
AL		11	N.A	57	N.A	27	N.A	5	N.A	0	68	N.A	32	N.A
MK		11	N.A	45	N.A	28	N.A	11	N.A	5	56	N.A	39	N.A
ME		18	N.A	55	N.A	18	N.A	8	N.A	1	73	N.A	26	N.A
RS		6	N.A	48	N.A	29	N.A	11	N.A	6	54	N.A	40	N.A
TR		9	N.A	46	N.A	21	N.A	14	N.A	10	55	N.A	35	N.A
BA		9	N.A	54	N.A	25	N.A	6	N.A	6	63	N.A	31	N.A
CH		8	N.A	56	N.A	31	N.A	5	N.A	0	64	N.A	36	N.A
IS		7	N.A	52	N.A	31	N.A	10	N.A	0	59	N.A	41	N.A
NO		11	N.A	62	N.A	22	N.A	5	N.A	0	73	N.A	27	N.A
UK		8	N.A	52	N.A	31	N.A	8	N.A	1	60	N.A	39	N.A
XK		18	0	33	3	21	-3	16	0	12	51	3	37	-3

Standard Eurobarometer 96
Public opinion in the European Union
Winter 2021-2022





























QA9.2 To what extent do you agree or disagree with each of the following statements?
(OUR COUNTRY) could better face the future outside the EU (%)

		Totally agree		Tend to agree		Tend to disagree		Totally disagree		Don't know	Total 'Agree'		Total 'Disagree'	
		Win.21/22	Diff. Win.21/22 - Sp.2021	Win.21/22	Diff. Win.21/22 - Sp.2021	Win.21/22	Diff. Win.21/22 - Sp.2021	Win.21/22	Diff. Win.21/22 - Sp.2021		Win.21/22	Diff. Win.21/22 - Sp.2021	Win.21/22	Diff. Win.21/22 - Sp.2021
EU27		9	-1	19	1	29	1	35	-2	8	28	0	64	-1
EURO AREA		9	-1	17	1	29	1	37	-2	8	26	0	66	-1
NON-EURO AREA		11	-1	23	0	29	1	30	1	7	34	-1	59	2
BE		9	4	23	11	30	-6	35	-12	3	32	15	65	-18
BG		12	0	19	3	25	0	22	-6	22	31	3	47	-6
CZ		8	-5	15	-3	33	-2	44	13	0	23	-8	77	11
DK		6	-1	13	0	32	3	47	-2	2	19	-1	79	1
DE		7	0	12	1	24	1	51	-3	6	19	1	75	-2
EE		5	-2	14	1	33	-4	48	5	0	19	-1	81	1
IE		8	4	12	5	25	-8	49	-7	6	20	9	74	-15
EL		11	-5	18	1	38	3	26	1	7	29	-4	64	4
ES		5	0	15	1	29	0	42	-4	9	20	1	71	-4
FR		11	-3	20	3	29	1	28	-3	12	31	0	57	-2
HR		9	-2	26	-1	35	2	21	-2	9	35	-3	56	0
IT		11	-2	24	0	32	5	25	0	8	35	-2	57	5
CY		12	0	23	8	31	1	27	-9	7	35	8	58	-8
LV		11	1	20	0	33	-5	29	1	7	31	1	62	-4
LT		7	-4	14	-6	31	-6	39	7	9	21	-10	70	1
LU		10	-1	24	10	32	2	32	-12	2	34	9	64	-10
HU		9	0	25	5	29	0	30	-6	7	34	5	59	-6
MT		5	0	15	3	38	4	38	-1	4	20	3	76	3
NL		8	0	8	-5	27	-2	56	7	1	16	-5	83	5
AT		13	0	23	1	31	1	23	-4	10	36	1	54	-3
PL		12	-1	25	0	27	2	29	1	7	37	-1	56	3
PT		6	1	13	-3	36	-3	37	6	8	19	-2	73	3
RO		15	0	26	-1	29	1	19	-1	11	41	-1	48	0
SI		14	-3	25	4	31	0	25	-2	5	39	1	56	-2
SK		10	-1	18	-1	32	1	28	-1	12	28	-2	60	0
FI		7	-1	16	-3	41	2	32	-2	4	23	-4	73	0
SE		10	0	23	-4	29	-4	36	6	2	33	-4	65	2

Standard Eurobarometer 96
Public opinion in the European Union
Winter 2021-2022





























QA9.3 To what extent do you agree or disagree with each of the following statements?

More decisions should be taken at EU level (%)

		Totally agree		Tend to agree		Tend to disagree		Totally disagree		Don't know	Total 'Agree'		Total 'Disagree'	
		Win.21/22	Diff. Win.21/22 - Sp.2021	Win.21/22	Diff. Win.21/22 - Sp.2021	Win.21/22	Diff. Win.21/22 - Sp.2021	Win.21/22	Diff. Win.21/22 - Sp.2021		Win.21/22	Diff. Win.21/22 - Sp.2021	Win.21/22	Diff. Win.21/22 - Sp.2021
EU27		19	-2	38	0	23	0	12	1	8	57	-2	35	1
EURO AREA		19	-2	39	1	22	-1	12	1	8	58	-1	34	0
NON-EURO AREA		16	-3	36	-1	27	1	15	4	6	52	-4	42	5
BE		22	-2	51	3	17	-5	7	1	3	73	1	24	-4
BG		12	-7	32	-3	23	5	19	7	14	44	-10	42	12
CZ		6	-8	32	0	43	8	19	3	0	38	-8	62	11
DK		6	1	28	1	40	1	24	0	2	34	2	64	1
DE		17	-1	34	1	28	-1	14	0	7	51	0	42	-1
EE		10	-1	46	1	35	2	9	-2	0	56	0	44	0
IE		16	7	27	-10	35	-9	12	2	10	43	-3	47	-7
EL		20	-1	38	0	26	-1	12	3	4	58	-1	38	2
ES		34	-2	42	2	10	0	3	-1	11	76	0	13	-1
FR		13	-6	39	2	23	3	14	1	11	52	-4	37	4
HR		20	-2	44	-1	25	4	6	0	5	64	-3	31	4
IT		21	0	44	1	18	-1	11	0	6	65	1	29	-1
CY		45	-2	38	2	9	2	2	0	6	83	0	11	2
LV		17	-2	35	-7	29	1	12	5	7	52	-9	41	6
LT		14	0	40	-7	25	-5	12	3	9	54	-7	37	-2
LU		20	-3	46	2	21	-1	11	3	2	66	-1	32	2
HU		16	-7	39	0	26	5	13	3	6	55	-7	39	8
MT		22	9	39	-17	23	9	7	3	9	61	-8	30	12
NL		18	2	38	0	25	-3	15	-1	4	56	2	40	-4
AT		13	-3	28	0	33	1	20	2	6	41	-3	53	3
PL		19	-1	40	1	23	-1	10	2	8	59	0	33	1
PT		26	-2	47	1	16	1	2	1	9	73	-1	18	2
RO		24	-3	35	-7	21	3	11	6	9	59	-10	32	9
SI		20	-3	42	-4	26	3	8	2	4	62	-7	34	5
SK		12	-3	21	-5	25	0	29	3	13	33	-8	54	3
FI		4	0	27	0	47	-2	18	-2	4	31	0	65	-4
SE		3	-1	23	-3	40	-4	31	5	3	26	-4	71	1












Standard Eurobarometer 96
Public opinion in the European Union
Winter 2021-2022

QA10 Would you say that you are very optimistic, fairly optimistic, fairly pessimistic or very pessimistic about the future of the EU?
 (%)

		Very optimistic		Fairly optimistic		Fairly pessimistic		Very pessimistic		Don't know	Total 'Optimistic'		Total 'Pessimistic'	
		Win.21/22	Diff. Win.21/22 - Sp.2021	Win.21/22	Diff. Win.21/22 - Sp.2021	Win.21/22	Diff. Win.21/22 - Sp.2021	Win.21/22	Diff. Win.21/22 - Sp.2021		Win.21/22	Diff. Win.21/22 - Sp.2021	Win.21/22	Diff. Win.21/22 - Sp.2021
EU27		6	-2	56	-2	29	3	6	1	3	62	-4	35	4
EURO AREA		5	-2	56	-2	30	3	6	1	3	61	-4	36	4
NON-EURO AREA		9	-2	57	-3	27	5	5	0	2	66	-5	32	5
BE		4	-1	54	-4	36	5	5	-1	1	58	-5	41	4
BG		9	-4	46	-5	28	6	11	4	6	55	-9	39	10
CZ		6	-2	53	-2	32	4	9	0	0	59	-4	41	4
DK		11	-3	65	4	20	1	3	-2	1	76	1	23	-1
DE		5	-2	58	-2	29	2	5	1	3	63	-4	34	3
EE		3	-3	61	3	30	1	6	-1	0	64	0	36	0
IE		25	7	63	-4	9	-4	1	-1	2	88	3	10	-5
EL		4	-2	41	-1	40	3	13	1	2	45	-3	53	4
ES		7	-2	61	-3	25	6	2	-1	5	68	-5	27	5
FR		3	-2	46	-2	37	2	9	1	5	49	-4	46	3
HR		11	-1	63	0	21	3	4	-2	1	74	-1	25	1
IT		6	-2	59	0	29	2	4	0	2	65	-2	33	2
CY		5	-3	52	0	31	4	8	0	4	57	-3	39	4
CY (tcc)		25	10	29	2	16	5	13	-3	17	54	12	29	2
LV		4	-4	52	-1	34	2	7	2	3	56	-5	41	4
LT		10	-3	58	0	26	2	3	-2	3	68	-3	29	0
LU		6	-2	53	-3	35	5	6	1	0	59	-5	41	6
HU		5	-2	59	-2	30	4	4	0	2	64	-4	34	4
MT		7	1	67	-2	20	1	2	0	4	74	-1	22	1
NL		3	0	67	5	25	-4	4	-1	1	70	5	29	-5
AT		11	-4	47	1	32	4	6	-1	4	58	-3	38	3
PL		11	-1	61	-6	21	4	4	2	3	72	-7	25	6
PT		4	0	73	1	18	-1	2	1	3	77	1	20	0
RO		10	-4	49	-7	32	10	5	1	4	59	-11	37	11
SI		8	-1	62	0	25	0	4	1	1	70	-1	29	1
SK		7	-1	49	-3	30	1	13	4	1	56	-4	43	5
FI		4	0	58	2	30	-2	6	-2	2	62	2	36	-4
SE		6	1	57	2	31	-1	5	-3	1	63	3	36	-4

Standard Eurobarometer 96
Public opinion in the European Union
Winter 2021-2022

QA10 Would you say that you are very optimistic, fairly optimistic, fairly pessimistic or very pessimistic about the future of the EU?
 (%)





























		Very optimistic		Fairly optimistic		Fairly pessimistic		Very pessimistic		Don't know	Total 'Optimistic'		Total 'Pessimistic'	
		Win.21/22	Diff. Win.21/22 - Sp.2021	Win.21/22	Diff. Win.21/22 - Sp.2021	Win.21/22	Diff. Win.21/22 - Sp.2021	Win.21/22	Diff. Win.21/22 - Sp.2021		Win.21/22	Diff. Win.21/22 - Sp.2021	Win.21/22	Diff. Win.21/22 - Sp.2021
EU27		6	-2	56	-2	29	3	6	1	3	62	-4	35	4
EURO AREA		5	-2	56	-2	30	3	6	1	3	61	-4	36	4
NON-EURO AREA		9	-2	57	-3	27	5	5	0	2	66	-5	32	5
AL		24	17	56	-21	19	5	1	-1	0	80	-4	20	4
MK		21	-8	54	5	20	5	4	-2	1	75	-3	24	3
ME		13	1	63	-4	14	-3	9	6	1	76	-3	23	3
RS		8	-3	45	6	32	-4	10	-1	5	53	3	42	-5
TR		16	10	53	-4	18	-7	10	-2	3	69	6	28	-9
BA		15	-1	57	-2	23	2	3	-1	2	72	-3	26	1
CH		1	0	42	-1	50	2	7	-1	0	43	-1	57	1
IS		6	-3	60	1	26	1	5	-1	3	66	-2	31	0
NO		1	-2	54	-2	39	5	6	0	0	55	-4	45	5
UK		6	-1	44	-1	42	3	8	-1	0	50	-2	50	2
XK		29	-7	53	8	12	-1	2	-1	4	82	1	14	-2

Standard Eurobarometer 96
Public opinion in the European Union
Winter 2021-2022

QA11 What should the EU prioritise in its response to the coronavirus pandemic?

(%)

(MAX. 3 ANSWERS)





























		Ensure rapid access to safe and effective vaccines to all EU citizens		Invest more money to develop treatments and vaccines		Ensure the management and coordination of a stockpile of strategic medical equipment common to the EU Member States		Encourage the relocation of industries back to the EU from abroad		Enforce a stricter control of the EU's external borders for countries most affected by the pandemic	
		Win.21/22	Diff. Win.21/22 - Sp.2021	Win.21/22	Diff. Win.21/22 - Sp.2021	Win.21/22	Diff. Win.21/22 - Sp.2021	Win.21/22	Diff. Win.21/22 - Sp.2021	Win.21/22	Diff. Win.21/22 - Sp.2021
EU27		27	-3	26	0	17	0	19	2	18	-1
EURO AREA		28	-3	27	0	17	0	19	1	19	-1
NON-EURO AREA		24	-3	23	0	19	2	17	2	16	-1
BE		24	-3	17	5	18	2	24	-3	18	0
BG		17	-6	21	-7	18	3	17	3	20	1
CZ		25	-10	19	-7	16	0	40	20	12	-13
DK		35	-7	20	-3	17	1	17	6	12	-4
DE		33	0	25	-4	19	1	26	4	16	0
EE		27	-12	22	3	19	-1	24	3	17	-11
IE		28	-14	28	11	14	1	12	3	13	-7
EL		22	1	26	-7	21	3	10	-2	28	0
ES		26	-7	34	3	14	0	11	1	15	-1
FR		24	-3	24	-2	14	-2	25	1	23	-1
HR		24	-3	33	1	15	-2	11	2	14	2
IT		29	-3	33	3	17	0	14	0	20	0
CY		22	-1	32	-3	17	-1	5	-1	29	4
LV		22	-6	17	1	20	3	11	-3	20	-4
LT		16	-11	23	1	17	-4	10	-2	19	-9
LU		19	-8	17	4	18	1	30	7	13	0
HU		25	-4	26	6	20	1	14	0	30	6
MT		22	-14	27	-5	12	-1	10	0	18	-10
NL		24	-8	14	0	24	-1	16	2	7	-14
AT		26	-3	23	6	22	3	25	1	29	3
PL		26	2	24	2	19	3	13	-2	16	1
PT		31	-12	26	-27	12	2	8	4	13	-11
RO		17	-2	24	0	19	2	17	0	15	1
SI		22	-4	18	-2	15	1	16	1	12	-3
SK		23	-2	31	4	16	1	17	4	27	-4
FI		41	-4	23	3	26	5	10	-1	22	-12
SE		31	-7	14	0	26	0	16	-2	11	-5

Standard Eurobarometer 96
Public opinion in the European Union
Winter 2021-2022

QA11 What should the EU prioritise in its response to the coronavirus pandemic?





























(%)

(MAX. 3 ANSWERS)

		Enable the EU Member States to support businesses and workers affected by the pandemic		Establish a European strategy for facing a similar crisis in the future		Encourage coordination and solidarity both between the EU Member States and with our neighbours		Develop a European health policy		Implement the EU recovery plan 'Next generation EU' for a sustainable and fair economy	
		Win.21/22	Diff. Win.21/22 - Sp.2021	Win.21/22	Diff. Win.21/22 - Sp.2021	Win.21/22	Diff. Win.21/22 - Sp.2021	Win.21/22	Diff. Win.21/22 - Sp.2021	Win.21/22	Diff. Win.21/22 - Sp.2021
EU27		24	1	33	0	17	2	28	3	15	0
EURO AREA		24	1	34	0	17	3	29	3	15	0
NON-EURO AREA		25	1	32	1	17	2	25	3	16	1
BE		18	1	37	-11	21	1	38	10	19	-7
BG		34	1	32	0	13	0	29	2	16	1
CZ		22	3	38	9	17	2	15	-3	19	4
DK		15	2	48	3	17	0	15	2	15	2
DE		17	2	39	-2	15	1	30	2	18	4
EE		35	7	48	4	16	2	18	1	7	1
IE		24	-1	34	-7	19	4	38	21	16	-5
EL		50	0	27	1	22	3	32	1	17	2
ES		31	2	24	-4	16	2	26	1	10	-2
FR		17	0	31	-3	16	2	23	-3	11	-1
HR		32	-4	29	4	21	3	31	3	26	1
IT		29	-1	31	3	16	3	35	5	18	-1
CY		40	-3	33	3	18	3	37	5	21	1
LV		33	7	25	-3	17	4	28	6	12	-3
LT		25	5	29	1	22	5	33	7	9	-5
LU		22	4	41	-1	25	2	34	9	16	3
HU		31	2	29	1	14	0	29	2	14	1
MT		24	0	35	5	18	5	25	1	25	9
NL		19	1	51	5	32	13	30	9	20	3
AT		28	1	29	-2	18	2	22	5	21	-2
PL		26	1	25	-2	16	1	30	5	17	0
PT		34	1	38	12	12	3	32	11	20	10
RO		21	-1	27	-1	16	1	27	6	15	-2
SI		30	3	30	-1	17	0	31	5	24	0
SK		22	2	27	6	16	1	18	1	10	-4
FI		22	3	40	0	16	1	14	2	11	-3
SE		20	5	51	1	26	3	13	3	11	3

Standard Eurobarometer 96
Public opinion in the European Union
Winter 2021-2022





























QA11 What should the EU prioritise in its response to the coronavirus pandemic?
 (%)
 (MAX. 3 ANSWERS)

		Support a global response to coronavirus to ensure universal access to a vaccine or treatment		Other (SPONTANEOUS)		None (SPONTANEOUS)		Don't know
		Win.21/22	Diff. Win.21/22 - Sp.2021	Win.21/22	Diff. Win.21/22 - Sp.2021	Win.21/22	Diff. Win.21/22 - Sp.2021	
EU27		24	0	0	0	1	0	2
EURO AREA		24	0	0	0	1	0	2
NON-EURO AREA		24	0	0	0	0	-1	3
BE		18	-1	0	0	0	0	0
BG		16	1	0	0	1	1	5
CZ		23	0	0	0	0	0	0
DK		43	6	0	0	1	1	1
DE		23	-2	0	0	1	0	1
EE		26	3	0	0	0	0	0
IE		29	-12	0	0	0	0	0
EL		25	4	0	0	1	0	1
ES		30	3	0	0	1	1	3
FR		23	1	1	1	3	2	4
HR		18	-2	0	0	0	0	0
IT		22	-2	0	0	1	0	1
CY		20	-2	0	0	1	1	0
LV		13	-1	1	1	1	1	3
LT		16	0	1	1	2	2	4
LU		22	0	0	-1	0	-1	1
HU		20	-4	0	0	0	0	0
MT		30	4	0	-1	1	1	2
NL		27	6	0	0	1	0	0
AT		23	-4	0	0	2	0	1
PL		23	1	0	0	1	0	4
PT		33	-6	0	0	0	0	2
RO		17	-4	1	0	0	-1	4
SI		19	2	1	1	1	0	1
SK		18	-1	1	1	6	3	2
FI		19	1	0	0	1	1	1
SE		40	3	0	0	1	1	1

Standard Eurobarometer 96
Public opinion in the European Union
Winter 2021-2022

QA12.1 In general, how satisfied are you with the measures taken to fight the coronavirus pandemic by....?

The (NATIONALITY) government (%)












		Very satisfied		Fairly satisfied		Not very satisfied		Not at all satisfied		Don't know	Total 'Satisfied'		Total 'Not satisfied'	
		Win.21/22	Diff. Win.21/22 - Sp.2021	Win.21/22	Diff. Win.21/22 - Sp.2021	Win.21/22	Diff. Win.21/22 - Sp.2021	Win.21/22	Diff. Win.21/22 - Sp.2021	Win.21/22	Win.21/22	Diff. Win.21/22 - Sp.2021	Win.21/22	Diff. Win.21/22 - Sp.2021
EU27		8	-3	42	0	32	1	16	1	2	50	-3	48	2
EURO AREA		7	-3	43	0	32	1	17	2	1	50	-3	49	3
NON-EURO AREA		11	-2	39	-1	33	3	15	1	2	50	-3	48	4
BE		8	-4	47	-3	31	3	14	4	0	55	-7	45	7
BG		7	-3	43	3	36	4	12	0	2	50	0	48	4
CZ		3	-5	41	8	39	4	17	-7	0	44	3	56	-3
DK		43	-6	41	5	10	-2	5	2	1	84	-1	15	0
DE		7	-4	46	2	32	0	14	2	1	53	-2	46	2
EE		3	-5	46	-7	36	6	15	6	0	49	-12	51	12
IE		37	19	41	-8	15	-5	6	-7	1	78	11	21	-12
EL		7	-3	29	-4	40	5	24	2	0	36	-7	64	7
ES		9	2	36	4	36	-4	17	-3	2	45	6	53	-7
FR		5	-2	37	-5	33	2	23	5	2	42	-7	56	7
HR		5	-2	37	-4	40	6	17	0	1	42	-6	57	6
IT		7	-4	46	3	29	-2	16	2	2	53	-1	45	0
CY		13	-6	47	7	27	0	13	-1	0	60	1	40	-1
CY (tcc)*		26	13	26	2	27	10	17	-20	4	52	15	44	-10
LV		2	-3	27	-3	41	2	29	4	1	29	-6	70	6
LT		4	-6	36	-10	43	15	16	0	1	40	-16	59	15
LU		20	-15	56	7	15	5	9	3	0	76	-8	24	8
HU		14	-5	47	5	29	2	9	-2	1	61	0	38	0
MT		25	0	41	-3	25	2	8	3	1	66	-3	33	5
NL		7	-10	52	-5	30	10	11	5	0	59	-15	41	15
AT		7	-10	42	-2	31	6	19	6	1	49	-12	50	12
PL		8	-2	35	-8	36	7	17	4	4	43	-10	53	11
PT		10	7	67	2	17	-11	4	1	2	77	9	21	-10
RO		7	-5	32	-2	39	3	19	3	3	39	-7	58	6
SI		8	-2	24	-4	36	1	31	4	1	32	-6	67	5
SK		4	0	28	-4	36	1	30	2	2	32	-4	66	3
FI		15	-8	47	-3	29	9	9	2	0	62	-11	38	11
SE		17	2	57	8	18	-7	8	-3	0	74	10	26	-10

*CY (tcc): The public authorities in our Community

Standard Eurobarometer 96
Public opinion in the European Union
Winter 2021-2022

QA12.1 In general, how satisfied are you with the measures taken to fight the coronavirus pandemic by....?





























The (NATIONALITY) government (%)

		Very satisfied		Fairly satisfied		Not very satisfied		Not at all satisfied		Don't know	Total 'Satisfied'		Total 'Not satisfied'	
		Win.21/22	Diff. Win.21/22 - Sp.2021	Win.21/22	Diff. Win.21/22 - Sp.2021	Win.21/22	Diff. Win.21/22 - Sp.2021	Win.21/22	Diff. Win.21/22 - Sp.2021	Win.21/22	Win.21/22	Diff. Win.21/22 - Sp.2021	Win.21/22	Diff. Win.21/22 - Sp.2021
EU27		8	-3	42	0	32	1	16	1	2	50	-3	48	2
EURO AREA		7	-3	43	0	32	1	17	2	1	50	-3	49	3
NON-EURO AREA		11	-2	39	-1	33	3	15	1	2	50	-3	48	4
AL		14	-4	41	3	42	0	3	1	0	55	-1	45	1
MK		9	-7	34	-1	32	5	24	4	1	43	-8	56	9
ME		30	-8	42	17	22	-6	5	-3	1	72	9	27	-9
RS		19	-7	36	1	30	7	14	1	1	55	-6	44	8
TR		22	-10	34	-1	21	7	22	5	1	56	-11	43	12
BA		7	-6	33	5	37	3	22	-2	1	40	-1	59	1
CH		27	-5	51	0	16	4	6	1	0	78	-5	22	5
IS		27	-31	54	19	13	9	6	3	0	81	-12	19	12
NO		17	-10	57	3	20	5	6	2	0	74	-7	26	7
UK		17	4	38	-1	27	0	18	-3	0	55	3	45	-3
XK		23	-18	46	7	19	6	9	3	3	69	-11	28	9

Standard Eurobarometer 96
Public opinion in the European Union
Winter 2021-2022

QA12.2 In general, how satisfied are you with the measures taken to fight the coronavirus pandemic by....?





























Regional and local authorities in (OUR COUNTRY) (%)

		Very satisfied		Fairly satisfied		Not very satisfied		Not at all satisfied		Don't know	Total 'Satisfied'		Total 'Not satisfied'	
		Win.21/22	Diff. Win.21/22 - Sp.2021	Win.21/22	Diff. Win.21/22 - Sp.2021	Win.21/22	Diff. Win.21/22 - Sp.2021	Win.21/22	Diff. Win.21/22 - Sp.2021	Win.21/22	Win.21/22	Diff. Win.21/22 - Sp.2021	Win.21/22	Diff. Win.21/22 - Sp.2021
EU27		10	-2	48	-1	27	1	12	2	3	58	-3	39	3
EURO AREA		10	-2	48	-1	27	0	12	2	3	58	-3	39	2
NON-EURO AREA		12	-3	47	-2	29	4	9	2	3	59	-5	38	6
BE		10	-5	51	-2	28	4	10	2	1	61	-7	38	6
BG		10	-1	44	-2	31	2	11	2	4	54	-3	42	4
CZ		4	-4	51	1	35	8	10	-1	0	55	-3	45	7
DK		42	-7	47	8	8	-1	2	0	1	89	1	10	-1
DE		11	-4	51	0	26	2	10	1	2	62	-4	36	3
EE		4	-3	56	-1	30	2	10	2	0	60	-4	40	4
IE		35	19	43	-7	15	-7	5	-7	2	78	12	20	-14
EL		6	-3	32	-6	40	3	21	6	1	38	-9	61	9
ES		12	3	45	-2	30	-3	11	1	2	57	1	41	-2
FR		6	-3	48	-4	26	4	16	4	4	54	-7	42	8
HR		6	-3	37	-4	41	6	15	1	1	43	-7	56	7
IT		10	-2	45	5	29	-4	14	0	2	55	3	43	-4
CY		12	-6	48	3	27	3	11	-2	2	60	-3	38	1
LV		3	-1	33	-8	38	5	21	3	5	36	-9	59	8
LT		5	-4	39	-11	37	8	13	1	6	44	-15	50	9
LU		19	-12	55	4	17	7	9	5	0	74	-8	26	12
HU		15	-5	50	2	26	2	7	0	2	65	-3	33	2
MT		20	5	43	-8	23	1	10	8	4	63	-3	33	9
NL		7	-8	56	-1	22	4	7	2	8	63	-9	29	6
AT		18	-4	43	-4	22	2	14	5	3	61	-8	36	7
PL		10	-3	46	-8	29	7	9	4	6	56	-11	38	11
PT		9	6	71	3	15	-9	3	0	2	80	9	18	-9
RO		8	-4	41	-2	34	1	14	4	3	49	-6	48	5
SI		7	-3	34	-4	34	2	22	4	3	41	-7	56	6
SK		6	-3	41	-3	28	1	21	3	4	47	-6	49	4
FI		11	-7	57	-3	24	6	6	2	2	68	-10	30	8
SE		17	1	56	2	20	-5	5	0	2	73	3	25	-5

Standard Eurobarometer 96
Public opinion in the European Union
Winter 2021-2022

QA12.3 In general, how satisfied are you with the measures taken to fight the coronavirus pandemic by....?












The European Union (%)

		Very satisfied		Fairly satisfied		Not very satisfied		Not at all satisfied		Don't know	Total 'Satisfied'		Total 'Not satisfied'	
		Win.21/22	Diff. Win.21/22 - Sp.2021	Win.21/22	Diff. Win.21/22 - Sp.2021	Win.21/22	Diff. Win.21/22 - Sp.2021	Win.21/22	Diff. Win.21/22 - Sp.2021	Win.21/22	Win.21/22	Diff. Win.21/22 - Sp.2021	Win.21/22	Diff. Win.21/22 - Sp.2021
EU27		6	-2	43	0	29	0	13	1	9	49	-2	42	1
EURO AREA		5	-2	41	0	30	0	14	0	10	46	-2	44	0
NON-EURO AREA		8	-3	49	0	26	1	9	1	8	57	-3	35	2
BE		6	-2	43	-2	35	2	14	0	2	49	-4	49	2
BG		11	-5	42	-1	25	5	10	3	12	53	-6	35	8
CZ		3	-2	45	6	37	3	15	-1	0	48	4	52	2
DK		12	-5	59	11	18	-4	5	-1	6	71	6	23	-5
DE		3	-2	37	2	34	0	14	-1	12	40	0	48	-1
EE		3	-2	50	3	36	-1	11	0	0	53	1	47	-1
IE		27	14	48	-11	15	-6	5	-2	5	75	3	20	-8
EL		5	-2	33	0	39	0	21	2	2	38	-2	60	2
ES		10	2	41	-1	29	-4	11	2	9	51	1	40	-2
FR		2	-3	34	-4	30	4	20	4	14	36	-7	50	8
HR		7	-1	45	-2	33	2	11	1	4	52	-3	44	3
IT		7	-2	49	6	27	0	12	-4	5	56	4	39	-4
CY		10	-3	49	4	29	1	9	-2	3	59	1	38	-1
CY (tcc)		26	11	26	8	22	16	10	-9	16	52	19	32	7
LV		3	-4	43	-2	31	1	14	2	9	46	-6	45	3
LT		8	-4	46	-11	27	5	7	-2	12	54	-15	34	3
LU		5	-3	41	1	37	5	16	-1	1	46	-2	53	4
HU		10	-1	50	1	28	-3	7	0	5	60	0	35	-3
MT		10	4	61	-6	19	4	5	2	5	71	-2	24	6
NL		2	-3	37	-9	32	0	13	3	16	39	-12	45	3
AT		9	-3	34	-2	29	0	21	2	7	43	-5	50	2
PL		9	-2	53	0	22	0	7	2	9	62	-2	29	2
PT		7	3	72	6	14	-8	3	1	4	79	9	17	-7
RO		9	-5	42	-3	30	5	11	1	8	51	-8	41	6
SI		6	-3	40	-2	34	2	17	3	3	46	-5	51	5
SK		5	-1	33	-1	29	-1	22	1	11	38	-2	51	0
FI		4	-2	49	-3	31	-2	8	-1	8	53	-5	39	-3
SE		4	-2	50	-9	22	-5	7	0	17	54	-11	29	-5

Standard Eurobarometer 96
Public opinion in the European Union
Winter 2021-2022





























QA12.3 In general, how satisfied are you with the measures taken to fight the coronavirus pandemic by....?

The European Union (%)

		Very satisfied		Fairly satisfied		Not very satisfied		Not at all satisfied		Don't know	Total 'Satisfied'		Total 'Not satisfied'	
		Win.21/22	Diff. Win.21/22 - Sp.2021	Win.21/22	Diff. Win.21/22 - Sp.2021	Win.21/22	Diff. Win.21/22 - Sp.2021	Win.21/22	Diff. Win.21/22 - Sp.2021		Win.21/22	Diff. Win.21/22 - Sp.2021	Win.21/22	Diff. Win.21/22 - Sp.2021
EU27		6	-2	43	0	29	0	13	1	9	49	-2	42	1
EURO AREA		5	-2	41	0	30	0	14	0	10	46	-2	44	0
NON-EURO AREA		8	-3	49	0	26	1	9	1	8	57	-3	35	2
AL		5	-5	71	4	21	2	3	0	0	76	-1	24	2
MK		13	-8	43	2	23	1	12	2	9	56	-6	35	3
ME		20	-10	47	13	26	-2	5	-2	2	67	3	31	-4
RS		8	-4	32	1	33	1	13	2	14	40	-3	46	3
TR		15	3	37	-7	22	4	16	0	10	52	-4	38	4
BA		14	-8	45	4	24	-1	11	2	6	59	-4	35	1
CH		6	0	56	1	27	-3	10	2	1	62	1	37	-1
IS		9	0	64	5	17	-8	6	2	4	73	5	23	-6
NO		7	0	65	2	22	-3	5	1	1	72	2	27	-2
UK		5	3	47	9	36	-8	11	-5	1	52	12	47	-13
XK		30	-17	39	6	14	5	4	0	13	69	-11	18	5





























Standard Eurobarometer 96
Public opinion in the European Union
Winter 2021-2022

QA13 Thinking about EU's response to the coronavirus pandemic, to what extent do you trust or not the EU to make the right decisions in the future?
 (%)

		Totally trust		Tend to trust		Tend not to trust		Do not trust at all		Don't know	Total 'Trust'		Total 'Not trust'	
		Win.21/22	Diff. Win.21/22 - Sp.2021	Win.21/22	Diff. Win.21/22 - Sp.2021	Win.21/22	Diff. Win.21/22 - Sp.2021	Win.21/22	Diff. Win.21/22 - Sp.2021		Win.21/22	Diff. Win.21/22 - Sp.2021	Win.21/22	Diff. Win.21/22 - Sp.2021
EU27		6	-1	54	-4	28	2	9	3	3	60	-5	37	5
EURO AREA		5	-2	52	-5	29	2	10	3	4	57	-7	39	5
NON-EURO AREA		6	-1	58	-4	26	3	8	2	2	64	-5	34	5
BE		4	-1	55	-3	32	2	8	1	1	59	-4	40	3
BG		8	-6	48	-3	26	6	11	4	7	56	-9	37	10
CZ		2	-2	51	-3	34	2	13	3	0	53	-5	47	5
DK		13	0	64	0	17	-1	4	0	2	77	0	21	-1
DE		5	-1	48	-2	32	-1	11	3	4	53	-3	43	2
EE		5	1	59	-2	27	-1	9	2	0	64	-1	36	1
IE		22	14	61	-10	12	-5	4	0	1	83	4	16	-5
EL		4	-1	44	0	35	-1	13	1	4	48	-1	48	0
ES		8	-1	58	-8	24	6	6	3	4	66	-9	30	9
FR		3	-4	44	-10	32	7	16	5	5	47	-14	48	12
HR		6	-3	57	-5	27	6	9	2	1	63	-8	36	8
IT		5	-1	59	-2	29	2	5	1	2	64	-3	34	3
CY		9	-3	63	8	20	-3	7	0	1	72	5	27	-3
LV		4	-4	50	0	32	1	12	3	2	54	-4	44	4
LT		7	-3	62	-1	22	2	6	-1	3	69	-4	28	1
LU		5	-1	50	-7	33	7	12	2	0	55	-8	45	9
HU		6	-4	66	0	23	5	4	-1	1	72	-4	27	4
MT		7	3	67	-11	20	9	3	0	3	74	-8	23	9
NL		4	-1	54	-5	29	-2	10	5	3	58	-6	39	3
AT		10	-5	40	-1	33	1	13	3	4	50	-6	46	4
PL		6	1	62	-5	22	2	7	3	3	68	-4	29	5
PT		11	6	75	-5	11	-1	2	1	1	86	1	13	0
RO		6	-3	47	-7	34	6	10	3	3	53	-10	44	9
SI		5	-3	45	-6	35	3	13	4	2	50	-9	48	7
SK		3	-2	48	-4	28	-2	18	7	3	51	-6	46	5
FI		3	-2	64	1	27	0	4	-1	2	67	-1	31	-1
SE		6	3	66	-1	21	-4	6	1	1	72	2	27	-3

Standard Eurobarometer 96
Public opinion in the European Union
Winter 2021-2022

QA14 When would you like to get vaccinated against COVID-19 (coronavirus)?
 (%)
 (MAX. 3 ANSWERS)












		I have already received one dose of the vaccine	I have already received two doses of the vaccine	I have already received three doses of the vaccine	As soon as possible for a first dose	As soon as possible for a second dose	As soon as possible for the third dose ("booster")	Some time in 2022 for a first dose	Some time in 2022 for a second dose
EU27		3	22	55	1	1	5	1	1
EURO AREA		3	21	61	1	1	5	1	1
NON-EURO AREA		3	25	35	2	2	7	2	1
BE		1	16	69	1	1	4	1	1
BG		5	20	11	2	1	4	4	1
CZ		1	26	56	0	0	5	1	1
DK		0	10	85	0	0	4	0	0
DE		2	18	67	0	1	4	1	0
EE		3	25	56	1	1	4	1	0
IE		2	14	69	4	4	4	0	0
EL		2	21	54	0	0	3	0	0
ES		4	34	52	0	1	6	0	0
FR		2	20	63	0	1	2	0	0
HR		3	28	26	1	1	7	2	1
IT		3	18	64	2	1	7	1	1
CY		1	23	48	0	0	3	0	0
CY (tcc)		4	29	57	1	1	2	0	0
LV		10	36	35	0	0	2	1	0
LT		4	29	33	0	1	4	2	1
LU		2	13	71	1	0	3	0	0
HU		3	24	45	2	2	5	2	2
MT		1	10	79	0	0	5	0	0
NL		2	14	70	1	0	3	0	1
AT		3	18	54	1	1	9	1	1
PL		3	26	30	3	3	8	2	1
PT		5	32	54	1	1	7	0	1
RO		6	29	11	4	1	4	3	1
SI		4	26	36	0	0	2	1	1
SK		4	27	26	1	2	3	1	1
FI		0	25	64	0	0	10	0	0
SE		0	25	63	0	0	12	0	0

Standard Eurobarometer 96
Public opinion in the European Union
Winter 2021-2022

QA14 When would you like to get vaccinated against COVID-19 (coronavirus)?





























(%)

(MAX. 3 ANSWERS)

		I have already received one dose of the vaccine	I have already received two doses of the vaccine	I have already received three doses of the vaccine	As soon as possible for a first dose	As soon as possible for a second dose	As soon as possible for the third dose ("booster")	Some time in 2022 for a first dose	Some time in 2022 for a second dose
EU27		3	22	55	1	1	5	1	1
EURO AREA		3	21	61	1	1	5	1	1
NON-EURO AREA		3	25	35	2	2	7	2	1
AL		11	50	11	4	2	1	2	7
MK		4	51	10	2	1	3	1	1
ME		4	38	18	0	1	2	2	4
RS		2	19	32	1	1	3	2	1
TR		4	36	42	4	4	3	2	0
BA		4	31	9	1	1	2	4	1
CH		1	16	67	0	0	3	0	0
IS		2	17	76	1	1	6	0	0
NO		2	22	70	0	1	10	0	0
UK		3	13	75	0	1	2	1	1
XK		7	63	7	2	2	8	2	1












Standard Eurobarometer 96
Public opinion in the European Union
Winter 2021-2022

QA14 When would you like to get vaccinated against COVID-19 (coronavirus)?
 (%)
 (MAX. 3 ANSWERS)

		Some time in 2022 for the third dose ("booster")	Later, I am not sure I want to get vaccinated against COVID-19	Never, I do not want to get vaccinated against COVID-19	Refusal (SPONTANEOUS)	Don't know
EU27		3	5	8	1	0
EURO AREA		3	3	6	1	0
NON-EURO AREA		4	10	14	1	0
BE		2	3	6	0	0
BG		3	24	26	1	1
CZ		10	6	7	0	0
DK		3	1	3	0	0
DE		2	3	6	1	0
EE		8	5	7	0	0
IE		3	2	6	0	0
EL		3	9	8	1	0
ES		3	2	3	1	0
FR		2	4	8	1	0
HR		3	15	17	0	0
IT		3	2	4	1	0
CY		5	13	13	1	0
CY (tcc)		1	1	5	0	0
LV		4	4	12	0	0
LT		7	8	17	0	0
LU		4	5	5	0	0
HU		5	6	13	1	0
MT		4	3	3	0	0
NL		4	4	7	0	0
AT		6	4	9	1	0
PL		4	10	16	1	0
PT		5	2	3	0	0
RO		2	15	21	3	0
SI		3	11	19	1	0
SK		2	11	22	3	1
FI		4	3	4	0	0
SE		4	3	3	0	0





























Standard Eurobarometer 96
Public opinion in the European Union
Winter 2021-2022

QA14 When would you like to get vaccinated against COVID-19 (coronavirus)?
 (%)
 (MAX. 3 ANSWERS)

		Some time in 2022 for the third dose ("booster")	Later, I am not sure I want to get vaccinated against COVID-19	Never, I do not want to get vaccinated against COVID-19	Refusal (SPONTANEOUS)	Don't know
EU27		3	5	8	1	0
EURO AREA		3	3	6	1	0
NON-EURO AREA		4	10	14	1	0
AL		6	5	7	0	0
MK		3	13	16	0	0
ME		3	9	22	0	0
RS		2	15	22	2	0
TR		1	2	3	0	0
BA		5	23	24	2	0
CH		6	4	10	0	0
IS		4	1	1	0	0
NO		5	2	1	0	0
UK		4	3	5	0	0
XK		2	9	5	0	0

Standard Eurobarometer 96
Public opinion in the European Union
Winter 2021-2022

QA14.1 When would you like to get vaccinated against COVID-19 (coronavirus)?
 (%)
 (MAX. 3 ANSWERS)
 (RESPONDENTS AGED 18 YEARS OLD AND OVER)

		I have already received one dose of the vaccine	I have already received two doses of the vaccine	I have already received three doses of the vaccine	As soon as possible for a first dose	As soon as possible for a second dose	As soon as possible for the third dose ("booster")	Some time in 2022 for a first dose	Some time in 2022 for a second dose
EU27		2	22	56	1	1	5	1	1
EURO AREA		2	21	63	1	1	5	1	1
NON-EURO AREA		3	25	36	2	2	7	2	1
BE		1	15	70	1	1	4	1	1
BG		5	20	12	2	1	4	4	1
CZ		1	26	56	0	0	5	1	1
DK		0	10	85	0	0	3	0	0
DE		2	17	68	0	1	4	1	0
EE		3	24	57	1	1	4	1	0
IE		2	14	69	4	5	4	0	0
EL		2	21	56	0	0	3	0	0
ES		3	33	54	0	0	6	0	0
FR		2	19	64	0	1	2	0	0
HR		4	29	26	1	1	7	2	1
IT		2	18	65	2	1	7	1	1
CY		1	22	49	0	0	3	0	0
CY (tcc)		4	28	58	1	1	2	0	0
LV		10	36	35	0	0	1	1	0
LT		3	28	34	0	1	4	1	1
LU		2	13	72	1	0	3	0	0
HU		3	24	45	2	2	5	2	2
MT		0	10	81	0	0	4	0	0
NL		2	14	70	1	0	3	0	1
AT		3	17	55	1	1	9	0	1
PL		3	26	31	3	3	8	2	1
PT		4	31	56	0	1	7	0	1
RO		7	30	12	3	1	4	3	1
SI		4	26	37	0	0	2	1	1
SK		4	26	27	1	2	3	1	1
FI		0	25	64	0	0	9	0	0
SE		0	25	63	0	0	12	0	0












Standard Eurobarometer 96
Public opinion in the European Union
Winter 2021-2022

QA14.1 When would you like to get vaccinated against COVID-19 (coronavirus)?

(%)

(MAX. 3 ANSWERS)

(RESPONDENTS AGED 18 YEARS OLD AND OVER)





























		I have already received one dose of the vaccine	I have already received two doses of the vaccine	I have already received three doses of the vaccine	As soon as possible for a first dose	As soon as possible for a second dose	As soon as possible for the third dose ("booster")	Some time in 2022 for a first dose	Some time in 2022 for a second dose
EU27		2	22	56	1	1	5	1	1
EURO AREA		2	21	63	1	1	5	1	1
NON-EURO AREA		3	25	36	2	2	7	2	1
AL		11	50	11	4	2	1	2	7
MK		4	52	10	2	1	3	1	1
ME		4	38	18	0	1	2	2	4
RS		2	19	33	1	1	3	2	1
TR		3	36	43	4	4	3	2	0
BA		4	32	9	1	1	2	4	1
CH		1	16	68	0	0	3	0	0
IS		3	16	77	1	1	6	0	0
NO		2	22	70	0	1	10	0	0
UK		2	13	76	0	0	1	1	1
XK		6	65	7	1	2	8	2	1

Standard Eurobarometer 96
Public opinion in the European Union
Winter 2021-2022

QA14.1 When would you like to get vaccinated against COVID-19 (coronavirus)?
 (%)

(MAX. 3 ANSWERS)

(RESPONDENTS AGED 18 YEARS OLD AND OVER)












		Some time in 2022 for the third dose ("booster")	Later, I am not sure I want to get vaccinated against COVID-19	Never, I do not want to get vaccinated against COVID-19	Refusal (SPONTANEOUS)	Don't know
EU27		3	5	8	1	0
EURO AREA		3	3	6	1	0
NON-EURO AREA		4	10	14	1	0
BE		2	3	7	0	0
BG		3	23	26	1	1
CZ		10	6	7	0	0
DK		3	1	2	0	0
DE		2	2	6	1	0
EE		8	5	7	0	0
IE		3	2	6	0	0
EL		4	8	7	1	0
ES		3	1	3	1	0
FR		2	4	8	1	0
HR		3	15	17	0	0
IT		3	2	3	1	0
CY		5	11	14	1	0
CY (tcc)		1	1	5	0	0
LV		5	4	12	0	0
LT		7	8	18	0	0
LU		4	5	5	0	0
HU		5	6	13	1	0
MT		4	3	2	0	0
NL		4	4	7	0	0
AT		6	4	9	1	0
PL		4	9	15	2	0
PT		5	2	3	0	0
RO		2	15	21	4	0
SI		3	11	19	1	0
SK		2	11	22	3	1
FI		4	3	4	0	0
SE		4	3	3	0	0

Standard Eurobarometer 96
Public opinion in the European Union
Winter 2021-2022

QA14.1 When would you like to get vaccinated against COVID-19 (coronavirus)?
 (%)





























(MAX. 3 ANSWERS)

(RESPONDENTS AGED 18 YEARS OLD AND OVER)

		Some time in 2022 for the third dose ("booster")	Later, I am not sure I want to get vaccinated against COVID-19	Never, I do not want to get vaccinated against COVID-19	Refusal (SPONTANEOUS)	Don't know
EU27		3	5	8	1	0
EURO AREA		3	3	6	1	0
NON-EURO AREA		4	10	14	1	0
AL		6	5	8	0	0
MK		3	13	16	0	0
ME		3	9	22	0	0
RS		2	14	21	3	0
TR		1	2	3	0	0
BA		5	22	23	2	0
CH		6	4	9	0	0
IS		3	1	1	0	0
NO		5	2	1	0	0
UK		4	3	5	0	0
XK		2	8	5	0	0

Standard Eurobarometer 96
Public opinion in the European Union
Winter 2021-2022












QA15 Thinking about the restriction measures taken by the public authorities in (OUR COUNTRY) to fight the coronavirus and its effects, would you say that they were...
 (%)

		Absolutely justified		Somewhat justified		Not very justified		Not at all justified		Don't know	Total 'Justified'		Total 'Not justified'	
		Win.21/22	Diff. Win.21/22 - Sp.2021	Win.21/22	Diff. Win.21/22 - Sp.2021	Win.21/22	Diff. Win.21/22 - Sp.2021	Win.21/22	Diff. Win.21/22 - Sp.2021	Win.21/22	Win.21/22	Diff. Win.21/22 - Sp.2021	Win.21/22	Diff. Win.21/22 - Sp.2021
EU27		22	-5	47	0	21	2	9	3	1	69	-5	30	5
EURO AREA		23	-6	47	0	20	3	9	3	1	70	-6	29	6
NON-EURO AREA		18	-2	48	0	24	1	9	2	1	66	-2	33	3
BE		18	-11	51	5	23	3	8	3	0	69	-6	31	6
BG		16	-3	41	-7	28	5	12	6	3	57	-10	40	11
CZ		15	-5	50	7	25	-2	10	0	0	65	2	35	-2
DK		45	1	43	-1	9	0	3	1	0	88	0	12	1
DE		36	0	43	-4	13	1	7	2	1	79	-4	20	3
EE		38	-1	40	-4	14	2	8	3	0	78	-5	22	5
IE		40	-5	46	8	10	-2	4	-1	0	86	3	14	-3
EL		12	-3	38	-2	32	2	17	3	1	50	-5	49	5
ES		29	-5	48	5	15	-1	7	2	1	77	0	22	1
FR		11	-10	46	-2	27	6	14	6	2	57	-12	41	12
HR		16	-2	49	-2	25	3	10	1	0	65	-4	35	4
IT		19	-5	52	0	21	2	7	3	1	71	-5	28	5
CY		27	-6	46	7	17	-2	10	1	0	73	1	27	-1
CY (tcc)*		41	4	31	-7	11	-3	13	6	4	72	-3	24	3
LV		14	-1	39	1	28	-1	19	2	0	53	0	47	1
LT		11	-11	49	4	25	4	14	2	1	60	-7	39	6
LU		24	-11	50	3	18	5	8	3	0	74	-8	26	8
HU		22	-2	56	1	19	1	3	0	0	78	-1	22	1
MT		26	-10	47	-5	20	10	7	5	0	73	-15	27	15
NL		22	-21	57	13	14	4	7	4	0	79	-8	21	8
AT		23	-5	38	1	23	1	15	3	1	61	-4	38	4
PL		11	0	52	-3	26	2	9	1	2	63	-3	35	3
PT		17	6	60	-6	19	2	3	-1	1	77	0	22	1
RO		9	-1	41	-3	36	4	12	0	2	50	-4	48	4
SI		11	-3	31	-1	38	0	19	4	1	42	-4	57	4
SK		8	-5	47	1	25	-2	17	5	3	55	-4	42	3
FI		30	-16	44	4	20	10	6	2	0	74	-12	26	12
SE		47	-13	41	10	8	1	4	2	0	88	-3	12	3

*CY (tcc): In our Community

Standard Eurobarometer 96
Public opinion in the European Union
Winter 2021-2022





























QA15 Thinking about the restriction measures taken by the public authorities in (OUR COUNTRY) to fight the coronavirus and its effects, would you say that they were...
 (%)

		Absolutely justified		Somewhat justified		Not very justified		Not at all justified		Don't know	Total 'Justified'		Total 'Not justified'	
		Win.21/22	Diff. Win.21/22 - Sp.2021	Win.21/22	Diff. Win.21/22 - Sp.2021	Win.21/22	Diff. Win.21/22 - Sp.2021	Win.21/22	Diff. Win.21/22 - Sp.2021		Win.21/22	Diff. Win.21/22 - Sp.2021	Win.21/22	Diff. Win.21/22 - Sp.2021
EU27		22	-5	47	0	21	2	9	3	1	69	-5	30	5
EURO AREA		23	-6	47	0	20	3	9	3	1	70	-6	29	6
NON-EURO AREA		18	-2	48	0	24	1	9	2	1	66	-2	33	3
AL		11	-2	49	1	35	-3	5	4	0	60	-1	40	1
MK		15	-7	51	0	26	5	8	2	0	66	-7	34	7
ME		13	-2	55	12	18	-17	14	7	0	68	10	32	-10
RS		26	-3	39	-6	25	6	10	3	0	65	-9	35	9
TR		23	8	49	6	20	-10	8	-4	0	72	14	28	-14
BA		15	2	48	-2	24	-3	12	2	1	63	0	36	-1
CH		54	3	33	-6	9	3	4	0	0	87	-3	13	3
IS		57	-15	34	9	6	4	3	2	0	91	-6	9	6
NO		38	-15	49	11	10	3	3	1	0	87	-4	13	4
UK		44	-10	40	7	11	2	5	1	0	84	-3	16	3
XK		28	-17	49	9	15	4	8	4	0	77	-8	23	8

Standard Eurobarometer 96
Public opinion in the European Union
Winter 2021-2022

QA16.1 Thinking about the consequences of the coronavirus pandemic, to what extent do you agree or disagree with the following statements?












The coronavirus pandemic has serious financial consequences for you personally (%)

		Totally agree		Tend to agree		Tend to disagree		Totally disagree		Don't know	Total 'Agree'		Total 'Disagree'	
		Win.21/22	Diff. Win.21/22 - Sp.2021	Win.21/22	Diff. Win.21/22 - Sp.2021	Win.21/22	Diff. Win.21/22 - Sp.2021	Win.21/22	Diff. Win.21/22 - Sp.2021	Win.21/22	Win.21/22	Diff. Win.21/22 - Sp.2021	Win.21/22	Diff. Win.21/22 - Sp.2021
EU27		16	1	25	-1	30	0	27	-1	2	41	0	57	-1
EURO AREA		15	1	23	-1	30	0	30	-1	2	38	0	60	-1
NON-EURO AREA		18	0	35	3	27	-3	18	0	2	53	3	45	-3
BE		13	4	30	10	32	-11	24	-4	1	43	14	56	-15
BG		26	3	36	3	23	-4	11	-1	4	62	6	34	-5
CZ		10	-1	22	-2	47	6	21	-2	0	32	-3	68	4
DK		4	-1	12	3	24	-1	60	0	0	16	2	84	-1
DE		8	2	13	-1	32	6	46	-7	1	21	1	78	-1
EE		7	-1	23	2	44	-2	26	1	0	30	1	70	-1
IE		20	6	27	-2	31	-11	20	5	2	47	4	51	-6
EL		37	-6	35	2	21	2	7	2	0	72	-4	28	4
ES		23	3	26	-1	29	-5	20	2	2	49	2	49	-3
FR		13	1	17	-2	32	6	37	-4	1	30	-1	69	2
HR		21	1	37	3	31	1	10	-5	1	58	4	41	-4
IT		20	0	36	-2	31	1	9	-1	4	56	-2	40	0
CY		40	-4	22	1	23	4	14	-1	1	62	-3	37	3
CY (tcc)		78	5	13	0	6	-1	2	-3	1	91	5	8	-4
LV		16	6	27	-1	32	-6	24	2	1	43	5	56	-4
LT		11	-2	24	-11	29	-11	33	21	3	35	-13	62	10
LU		11	5	29	14	34	-7	26	-11	0	40	19	60	-18
HU		18	-7	42	2	29	4	9	0	2	60	-5	38	4
MT		13	4	31	-5	38	6	17	-2	1	44	-1	55	4
NL		5	0	8	-1	18	-12	69	14	0	13	-1	87	2
AT		15	0	26	2	35	2	22	-4	2	41	2	57	-2
PL		21	4	42	4	25	-8	8	-2	4	63	8	33	-10
PT		25	-3	33	-4	26	-3	14	10	2	58	-7	40	7
RO		24	-3	40	4	28	1	6	-2	2	64	1	34	-1
SI		17	1	26	1	34	-1	23	-1	0	43	2	57	-2
SK		21	-2	44	7	25	-2	6	-5	4	65	5	31	-7
FI		7	3	12	-3	45	-12	35	11	1	19	0	80	-1
SE		6	2	13	-2	16	-14	64	13	1	19	0	80	-1

Standard Eurobarometer 96
Public opinion in the European Union
Winter 2021-2022

QA16.1 Thinking about the consequences of the coronavirus pandemic, to what extent do you agree or disagree with the following statements?





























The coronavirus pandemic has serious financial consequences for you personally (%)

		Totally agree		Tend to agree		Tend to disagree		Totally disagree		Don't know	Total 'Agree'		Total 'Disagree'	
		Win.21/22	Diff. Win.21/22 - Sp.2021	Win.21/22	Diff. Win.21/22 - Sp.2021	Win.21/22	Diff. Win.21/22 - Sp.2021	Win.21/22	Diff. Win.21/22 - Sp.2021	Win.21/22	Win.21/22	Diff. Win.21/22 - Sp.2021	Win.21/22	Diff. Win.21/22 - Sp.2021
EU27		16	1	25	-1	30	0	27	-1	2	41	0	57	-1
EURO AREA		15	1	23	-1	30	0	30	-1	2	38	0	60	-1
NON-EURO AREA		18	0	35	3	27	-3	18	0	2	53	3	45	-3
AL		19	-4	69	11	11	-5	1	-2	0	88	7	12	-7
MK		35	-8	40	7	14	-2	9	1	2	75	-1	23	-1
ME		37	-9	48	9	11	1	3	-1	1	85	0	14	0
RS		21	2	37	2	28	1	10	-7	4	58	4	38	-6
TR		52	4	36	-2	8	-2	4	0	0	88	2	12	-2
BA		26	-9	42	2	25	7	4	-2	3	68	-7	29	5
CH		2	-2	11	-1	40	3	47	0	0	13	-3	87	3
IS		6	0	15	-1	47	2	31	-2	1	21	-1	78	0
NO		3	-2	13	-1	33	6	51	-3	0	16	-3	84	3
UK		17	3	33	2	35	-5	15	0	0	50	5	50	-5
XK		56	-7	24	5	13	4	5	-3	2	80	-2	18	1

Standard Eurobarometer 96
Public opinion in the European Union
Winter 2021-2022

QA16.2 Thinking about the consequences of the coronavirus pandemic, to what extent do you agree or disagree with the following statements?

The coronavirus pandemic has serious economic consequences for (OUR COUNTRY) (%)












		Totally agree		Tend to agree		Tend to disagree		Totally disagree		Don't know	Total 'Agree'		Total 'Disagree'	
		Win.21/22	Diff. Win.21/22 - Sp.2021	Win.21/22	Diff. Win.21/22 - Sp.2021	Win.21/22	Diff. Win.21/22 - Sp.2021	Win.21/22	Diff. Win.21/22 - Sp.2021		Win.21/22	Diff. Win.21/22 - Sp.2021	Win.21/22	Diff. Win.21/22 - Sp.2021
EU27		52	-1	37	0	7	-1	2	1	2	89	-1	9	0
EURO AREA		54	-1	36	0	6	-1	2	1	2	90	-1	8	0
NON-EURO AREA		47	-1	40	0	9	0	2	0	2	87	-1	11	0
BE		47	6	46	-4	6	-2	1	0	0	93	2	7	-2
BG		62	0	33	3	2	-1	2	0	1	95	3	4	-1
CZ		60	-4	34	4	6	1	0	-1	0	94	0	6	0
DK		33	-6	37	-6	23	8	6	4	1	70	-12	29	12
DE		45	0	43	3	10	-3	1	0	1	88	3	11	-3
EE		32	6	53	0	14	-6	1	0	0	85	6	15	-6
IE		52	-8	40	3	5	2	1	1	2	92	-5	6	3
EL		78	-7	21	6	1	1	0	0	0	99	-1	1	1
ES		71	-5	24	2	3	1	1	1	1	95	-3	4	2
FR		50	-6	40	2	5	2	2	1	3	90	-4	7	3
HR		56	-6	35	4	7	2	2	1	0	91	-2	9	3
IT		57	-2	35	1	4	0	2	0	2	92	-1	6	0
CY		88	1	10	-1	0	-1	1	1	1	98	0	1	0
CY (tcc)*		81	-5	13	1	3	2	2	2	1	94	-4	5	4
LV		65	11	28	-10	4	-2	1	0	2	93	1	5	-2
LT		53	15	39	-11	4	-7	1	0	3	92	4	5	-7
LU		21	-1	59	13	17	-10	2	-1	1	80	12	19	-11
HU		38	-10	50	8	10	2	1	0	1	88	-2	11	2
MT		56	5	39	-1	4	0	0	-1	1	95	4	4	-1
NL		46	21	32	-17	17	-5	4	1	1	78	4	21	-4
AT		46	1	38	2	10	-3	4	0	2	84	3	14	-3
PL		45	0	46	3	6	-2	1	-1	2	91	3	7	-3
PT		64	-5	34	4	1	1	0	0	1	98	-1	1	1
RO		45	0	33	-3	16	1	3	1	3	78	-3	19	2
SI		47	-9	39	4	11	4	3	2	0	86	-5	14	6
SK		54	-8	39	5	4	2	1	0	2	93	-3	5	2
FI		46	14	45	-13	7	-3	1	1	1	91	1	8	-2
SE		46	11	41	-13	10	0	2	1	1	87	-2	12	1

*CY (tcc): For our Community

Standard Eurobarometer 96
Public opinion in the European Union
Winter 2021-2022

QA16.2 Thinking about the consequences of the coronavirus pandemic, to what extent do you agree or disagree with the following statements?





























The coronavirus pandemic has serious economic consequences for (OUR COUNTRY) (%)

		Totally agree		Tend to agree		Tend to disagree		Totally disagree		Don't know	Total 'Agree'		Total 'Disagree'	
		Win.21/22	Diff. Win.21/22 - Sp.2021	Win.21/22	Diff. Win.21/22 - Sp.2021	Win.21/22	Diff. Win.21/22 - Sp.2021	Win.21/22	Diff. Win.21/22 - Sp.2021	Win.21/22	Win.21/22	Diff. Win.21/22 - Sp.2021	Win.21/22	Diff. Win.21/22 - Sp.2021
EU27		52	-1	37	0	7	-1	2	1	2	89	-1	9	0
EURO AREA		54	-1	36	0	6	-1	2	1	2	90	-1	8	0
NON-EURO AREA		47	-1	40	0	9	0	2	0	2	87	-1	11	0
AL		20	-9	69	7	10	3	1	-1	0	89	-2	11	2
MK		58	-8	33	7	5	0	2	0	2	91	-1	7	0
ME		42	-10	52	10	5	0	1	0	0	94	0	6	0
RS		37	1	43	2	12	-3	2	-2	6	80	3	14	-5
TR		58	11	31	-11	7	0	4	1	0	89	0	11	1
BA		49	-12	41	9	8	3	0	-1	2	90	-3	8	2
CH		18	-1	45	-5	33	5	4	1	0	63	-6	37	6
IS		35	5	52	-7	11	0	1	1	1	87	-2	12	1
NO		40	4	48	-3	11	0	1	-1	0	88	1	12	-1
UK		65	1	32	-1	3	1	0	-1	0	97	0	3	0
XK		75	-7	17	5	6	2	1	0	1	92	-2	7	2

Standard Eurobarometer 96
Public opinion in the European Union
Winter 2021-2022





























QA16.3 Thinking about the consequences of the coronavirus pandemic, to what extent do you agree or disagree with the following statements?

The EU should be given the means to better deal in the future with crises, such as the coronavirus pandemic (%)

		Totally agree		Tend to agree		Tend to disagree		Totally disagree		Don't know	Total 'Agree'		Total 'Disagree'	
		Win.21/22	Diff. Win.21/22 - Sp.2021	Win.21/22	Diff. Win.21/22 - Sp.2021	Win.21/22	Diff. Win.21/22 - Sp.2021	Win.21/22	Diff. Win.21/22 - Sp.2021		Win.21/22	Diff. Win.21/22 - Sp.2021	Win.21/22	Diff. Win.21/22 - Sp.2021
EU27		40	0	43	0	9	0	4	0	4	83	0	13	0
EURO AREA		42	1	42	-1	8	0	4	0	4	84	0	12	0
NON-EURO AREA		35	-4	45	2	12	1	4	1	4	80	-2	16	2
BE		37	2	50	-3	9	-1	2	0	2	87	-1	11	-1
BG		49	-6	38	4	3	1	3	1	7	87	-2	6	2
CZ		20	-12	46	1	26	12	8	2	0	66	-11	34	14
DK		25	0	48	-2	19	3	6	0	2	73	-2	25	3
DE		37	2	45	2	9	-2	5	-1	4	82	4	14	-3
EE		32	5	52	-4	11	-2	5	1	0	84	1	16	-1
IE		53	13	39	-12	5	-2	1	-1	2	92	1	6	-3
EL		72	-1	26	1	2	1	0	0	0	98	0	2	1
ES		50	1	36	0	6	-1	2	0	6	86	1	8	-1
FR		33	-4	42	-3	10	3	8	2	7	75	-7	18	5
HR		51	-1	40	0	6	0	1	0	2	91	-1	7	0
IT		42	2	46	-1	6	-1	3	0	3	88	1	9	-1
CY		83	4	16	-2	0	-1	0	0	1	99	2	0	-1
LV		31	3	45	-5	12	-1	6	1	6	76	-2	18	0
LT		45	8	45	-8	4	-3	2	-1	4	90	0	6	-4
LU		31	-2	54	4	9	-3	4	1	2	85	2	13	-2
HU		35	-8	49	6	12	2	3	1	1	84	-2	15	3
MT		54	0	40	4	2	0	1	1	3	94	4	3	1
NL		43	14	38	-13	11	-3	6	1	2	81	1	17	-2
AT		36	-1	38	4	12	-3	7	-1	7	74	3	19	-4
PL		36	-3	49	4	7	-2	3	1	5	85	1	10	-1
PT		61	1	35	-3	2	1	0	0	2	96	-2	2	1
RO		38	-1	36	-2	15	-1	5	2	6	74	-3	20	1
SI		39	-6	40	1	13	2	6	3	2	79	-5	19	5
SK		45	-3	43	1	5	1	2	0	5	88	-2	7	1
FI		32	6	54	-7	9	-1	3	0	2	86	-1	12	-1
SE		35	6	45	-6	12	-2	6	0	2	80	0	18	-2

Standard Eurobarometer 96
Public opinion in the European Union
Winter 2021-2022












QA17 When do you think (OUR COUNTRY)'s economy will recover from the impact of the coronavirus pandemic?
 (%)

		It has already recovered		In 2022		In 2023 or later		Never		Don't know
		Win.21/22	Diff. Win.21/22 - Sp.2021	Win.21/22	Diff. Win.21/22 - Sp.2021	Win.21/22	Diff. Win.21/22 - Sp.2021	Win.21/22	Diff. Win.21/22 - Sp.2021	
		Win.21/22	Diff. Win.21/22 - Sp.2021	Win.21/22	Diff. Win.21/22 - Sp.2021	Win.21/22	Diff. Win.21/22 - Sp.2021	Win.21/22	Diff. Win.21/22 - Sp.2021	
EU27		3	1	11	-12	71	10	12	4	3
EURO AREA		3	1	11	-11	72	9	11	4	3
NON-EURO AREA		3	1	12	-14	64	12	17	6	4
BE		3	1	13	-6	70	4	13	5	1
BG		0	-1	7	-11	67	12	16	3	10
CZ		1	0	6	-10	79	12	14	-1	0
DK		16	12	16	-4	62	-7	5	2	1
DE		3	0	14	-11	73	13	8	3	2
EE		5	1	13	-14	74	16	8	2	0
IE		3	2	15	-5	75	5	7	1	0
EL		1	1	10	-9	72	5	13	5	4
ES		0	0	6	-11	83	8	8	6	3
FR		2	1	7	-5	70	0	15	3	6
HR		1	0	4	-12	66	7	28	6	1
IT		2	1	14	-15	68	11	13	7	3
CY		1	0	8	-6	79	8	7	1	5
CY (tcc)*		1	-1	14	-6	50	20	27	3	8
LV		1	-1	4	-10	67	6	23	4	5
LT		2	-5	5	-15	78	22	13	1	2
LU		11	6	13	-15	70	12	5	2	1
HU		2	0	14	-13	65	16	14	1	5
MT		1	0	10	-14	77	11	8	4	4
NL		9	6	14	-20	73	26	3	1	1
AT		6	0	13	-12	63	23	13	0	5
PL		2	1	10	-21	62	14	22	12	4
PT		1	1	9	-3	76	3	9	0	5
RO		3	1	16	-10	55	8	19	7	7
SI		7	4	8	-6	68	2	15	1	2
SK		1	0	9	-9	57	3	28	6	5
FI		2	1	11	-16	76	15	10	4	1
SE		9	5	18	-13	69	13	3	0	1

*CY (tcc): Our Community's economy





























Standard Eurobarometer 96
Public opinion in the European Union
Winter 2021-2022

QA17 When do you think (OUR COUNTRY)'s economy will recover from the impact of the coronavirus pandemic? (%)

		It has already recovered		In 2022		In 2023 or later		Never		Don't know
		Win.21/22	Diff. Win.21/22 - Sp.2021	Win.21/22	Diff. Win.21/22 - Sp.2021	Win.21/22	Diff. Win.21/22 - Sp.2021	Win.21/22	Diff. Win.21/22 - Sp.2021	Win.21/22
EU27		3	1	11	-12	71	10	12	4	3
EURO AREA		3	1	11	-11	72	9	11	4	3
NON-EURO AREA		3	1	12	-14	64	12	17	6	4
AL		3	2	15	-19	70	23	12	8	0
MK		3	1	15	-11	57	9	24	6	1
ME		1	1	15	-6	68	7	16	3	0
RS		3	-3	17	-12	55	21	20	3	5
TR		2	0	15	-28	50	17	33	22	0
BA		3	1	10	-8	52	7	33	4	2
CH		16	11	22	-9	58	6	4	2	0
IS		5	2	23	-19	70	29	2	1	0
NO		14	8	21	-16	62	17	3	1	0
UK		2	2	8	-4	75	-1	15	5	0
XK		1	-1	18	-9	63	8	14	7	4

Standard Eurobarometer 96
Public opinion in the European Union
Winter 2021-2022





























QA18 The EU has designed a recovery plan of more than 800 billion euros, NextGenerationEU, to support the economy through grants and loans. How effective or not do you think that this measure is to respond to the economic effects of the coronavirus pandemic?
 (%)

		Very effective		Fairly effective		Not very effective		Not at all effective		Don't know	Total 'Effective'		Total 'Not effective'	
		Win.21/22	Diff. Win.21/22 - Sp.2021	Win.21/22	Diff. Win.21/22 - Sp.2021	Win.21/22	Diff. Win.21/22 - Sp.2021	Win.21/22	Diff. Win.21/22 - Sp.2021	Win.21/22	Win.21/22	Diff. Win.21/22 - Sp.2021	Win.21/22	Diff. Win.21/22 - Sp.2021
EU27		7	-1	47	-2	28	-1	7	1	11	54	-3	35	0
EURO AREA		7	0	46	-2	28	-2	7	1	12	53	-2	35	-1
NON-EURO AREA		7	-3	51	-3	28	3	6	1	8	58	-6	34	4
BE		4	-2	54	-1	32	-2	6	2	4	58	-3	38	0
BG		10	-3	46	1	20	-1	6	1	18	56	-2	26	0
CZ		3	-1	52	-3	35	3	8	1	2	55	-4	43	4
DK		5	0	56	0	28	-2	5	1	6	61	0	33	-1
DE		7	1	41	-2	30	-2	8	1	14	48	-1	38	-1
EE		4	1	57	-1	33	1	5	-2	1	61	0	38	-1
IE		23	14	62	-4	10	-12	2	-1	3	85	10	12	-13
EL		9	-1	40	0	30	-4	12	4	9	49	-1	42	0
ES		10	4	45	-6	30	-2	6	1	9	55	-2	36	-1
FR		3	-1	39	-5	28	1	9	1	21	42	-6	37	2
HR		11	-4	44	-10	33	9	8	3	4	55	-14	41	12
IT		10	-2	56	1	22	-2	5	1	7	66	-1	27	-1
CY		11	-4	55	8	22	-3	5	1	7	66	4	27	-2
LV		3	-1	36	-3	43	0	10	2	8	39	-4	53	2
LT		3	-2	40	-11	33	-3	8	0	16	43	-13	41	-3
LU		7	1	54	0	27	-2	4	-1	8	61	1	31	-3
HU		6	-5	54	-2	30	6	6	1	4	60	-7	36	7
MT		19	2	60	-8	13	4	2	2	6	79	-6	15	6
NL		4	1	53	-2	30	-4	6	1	7	57	-1	36	-3
AT		13	-5	42	1	27	3	7	1	11	55	-4	34	4
PL		9	-3	55	-6	23	5	4	1	9	64	-9	27	6
PT		4	2	50	-1	34	3	3	-2	9	54	1	37	1
RO		9	-5	41	-2	31	3	11	5	8	50	-7	42	8
SI		7	-1	45	-1	36	-1	8	3	4	52	-2	44	2
SK		12	0	37	-4	27	-3	16	5	8	49	-4	43	2
FI		2	-1	44	5	37	-5	10	-6	7	46	4	47	-11
SE		3	1	51	1	31	-10	7	1	8	54	2	38	-9

Standard Eurobarometer 96
Public opinion in the European Union
Winter 2021-2022

QB1.1 To what extent do you agree or disagree with each of the following statements.





























The interests of (OUR COUNTRY) are well taken into account in the EU (%)

		Totally agree		Tend to agree		Tend to disagree		Totally disagree		Don't know	Total 'Agree'		Total 'Disagree'	
		Win.21/22	Diff. Win.21/22 - Sp.2021	Win.21/22	Diff. Win.21/22 - Sp.2021	Win.21/22	Diff. Win.21/22 - Sp.2021	Win.21/22	Diff. Win.21/22 - Sp.2021		Win.21/22	Diff. Win.21/22 - Sp.2021	Win.21/22	Diff. Win.21/22 - Sp.2021
EU27		14	-2	43	-1	25	0	10	1	8	57	-3	35	1
EURO AREA		14	-3	44	-1	24	0	10	2	8	58	-4	34	2
NON-EURO AREA		13	-3	41	0	27	0	13	3	6	54	-3	40	3
BE		12	3	54	-7	23	-4	6	4	5	66	-4	29	0
BG		9	-7	30	-2	29	3	22	6	10	39	-9	51	9
CZ		6	-3	37	-1	43	6	14	2	0	43	-4	57	8
DK		16	1	51	-2	24	3	6	-1	3	67	-1	30	2
DE		22	-3	47	-1	20	3	6	1	5	69	-4	26	4
EE		5	1	47	1	39	-2	9	0	0	52	2	48	-2
IE		29	13	49	-12	12	-7	3	-1	7	78	1	15	-8
EL		5	-7	27	6	41	1	24	-1	3	32	-1	65	0
ES		16	-3	39	-5	28	4	7	2	10	55	-8	35	6
FR		9	-5	41	-4	24	4	11	3	15	50	-9	35	7
HR		12	-3	49	6	29	0	6	-1	4	61	3	35	-1
IT		11	-2	44	2	25	-3	14	1	6	55	0	39	-2
CY		5	-6	25	0	38	2	29	6	3	30	-6	67	8
LV		7	1	36	0	37	-5	15	2	5	43	1	52	-3
LT		7	1	49	-4	29	-3	8	-1	7	56	-3	37	-4
LU		12	-1	60	4	22	1	3	-1	3	72	3	25	0
HU		15	-7	44	5	25	3	12	-1	4	59	-2	37	2
MT		18	2	48	-3	24	4	5	2	5	66	-1	29	6
NL		16	5	48	-2	22	-8	8	1	6	64	3	30	-7
AT		18	-1	39	-2	27	2	10	0	6	57	-3	37	2
PL		16	-3	42	-1	23	1	12	4	7	58	-4	35	5
PT		15	1	56	-10	20	7	3	2	6	71	-9	23	9
RO		12	-3	37	1	29	-4	14	4	8	49	-2	43	0
SI		7	0	33	2	43	-3	11	-1	6	40	2	54	-4
SK		11	-3	35	1	26	-1	19	0	9	46	-2	45	-1
FI		3	0	43	4	36	-6	14	-2	4	46	4	50	-8
SE		10	4	53	1	24	-7	9	-2	4	63	5	33	-9

Standard Eurobarometer 96
Public opinion in the European Union
Winter 2021-2022

QB1.2 To what extent do you agree or disagree with each of the following statements.





























All EU Member States should respect the core values of the EU, such as fundamental rights, rule of law and democracy (%)

		Totally agree		Tend to agree		Tend to disagree		Totally disagree		Don't know	Total 'Agree'		Total 'Disagree'	
		Win.21/22	Diff. Win.21/22 - Sp.2021	Win.21/22	Diff. Win.21/22 - Sp.2021	Win.21/22	Diff. Win.21/22 - Sp.2021	Win.21/22	Diff. Win.21/22 - Sp.2021		Win.21/22	Diff. Win.21/22 - Sp.2021	Win.21/22	Diff. Win.21/22 - Sp.2021
EU27		58	-4	31	2	5	0	3	1	3	89	-2	8	1
EURO AREA		60	-4	30	1	4	0	3	2	3	90	-3	7	2
NON-EURO AREA		49	-6	37	4	8	1	3	1	3	86	-2	11	2
BE		55	-16	37	13	5	2	2	1	1	92	-3	7	3
BG		41	-10	37	6	9	3	6	2	7	78	-4	15	5
CZ		63	2	29	0	5	0	3	0	0	92	2	8	0
DK		69	-2	24	2	4	0	2	0	1	93	0	6	0
DE		76	-5	20	5	2	0	1	0	1	96	0	3	0
EE		48	-2	43	3	5	-2	4	1	0	91	1	9	-1
IE		53	-10	40	8	3	-1	1	0	3	93	-2	4	-1
EL		70	0	25	0	3	0	1	0	1	95	0	4	0
ES		63	-5	26	0	5	2	1	1	5	89	-5	6	3
FR		52	-3	35	-1	4	1	2	1	7	87	-4	6	2
HR		47	-6	44	3	7	3	1	0	1	91	-3	8	3
IT		44	-1	40	0	6	-3	6	2	4	84	-1	12	-1
CY		77	-3	22	5	1	-1	0	-1	0	99	2	1	-2
LV		54	3	33	-6	6	0	4	2	3	87	-3	10	2
LT		51	10	37	-14	5	-1	1	-1	6	88	-4	6	-2
LU		55	-12	38	11	5	1	2	1	0	93	-1	7	2
HU		42	-13	44	10	9	1	3	1	2	86	-3	12	2
MT		55	-5	38	9	2	-1	2	1	3	93	4	4	0
NL		80	9	16	-9	2	-1	2	1	0	96	0	4	0
AT		57	-7	32	7	6	-2	3	2	2	89	0	9	0
PL		43	-8	44	6	6	0	4	2	3	87	-2	10	2
PT		44	3	42	-6	10	3	1	1	3	86	-3	11	4
RO		39	-4	38	2	16	2	3	0	4	77	-2	19	2
SI		73	1	23	1	2	-2	1	0	1	96	2	3	-2
SK		47	-7	36	-1	6	2	6	4	5	83	-8	12	6
FI		76	1	18	-4	4	2	1	0	1	94	-3	5	2
SE		81	-1	14	0	3	0	1	0	1	95	-1	4	0

Standard Eurobarometer 96
Public opinion in the European Union
Winter 2021-2022

QB2.1 Could you please tell for each of the following, whether the term brings to mind something very positive, fairly positive, fairly negative or very negative?












Free trade (%)

		Very positive		Fairly positive		Fairly negative		Very negative		Don't know	Total 'Positive'		Total 'Negative'	
		Win.21/22	Diff. Win.21/22 - Sp.2021	Win.21/22	Diff. Win.21/22 - Sp.2021	Win.21/22	Diff. Win.21/22 - Sp.2021	Win.21/22	Diff. Win.21/22 - Sp.2021		Win.21/22	Diff. Win.21/22 - Sp.2021	Win.21/22	Diff. Win.21/22 - Sp.2021
EU27		23	-1	53	-1	13	1	3	0	8	76	-2	16	1
EURO AREA		22	-1	53	-1	12	0	4	1	9	75	-2	16	1
NON-EURO AREA		27	-1	53	1	12	0	2	0	6	80	0	14	0
BE		19	-2	61	0	14	-2	4	2	2	80	-2	18	0
BG		33	-2	46	2	8	1	3	1	10	79	0	11	2
CZ		34	2	55	2	10	-1	1	-1	0	89	4	11	-2
DK		41	-1	49	2	7	1	0	-1	3	90	1	7	0
DE		29	-1	56	3	8	-2	1	0	6	85	2	9	-2
EE		35	-3	58	2	6	1	1	0	0	93	-1	7	1
IE		34	-4	55	3	4	-4	0	-2	7	89	-1	4	-6
EL		26	1	48	-5	14	1	7	2	5	74	-4	21	3
ES		17	-4	51	-4	13	5	2	0	17	68	-8	15	5
FR		9	-3	53	-1	18	1	7	1	13	62	-4	25	2
HR		24	-3	57	3	13	0	3	1	3	81	0	16	1
IT		23	-1	53	4	12	-3	5	-1	7	76	3	17	-4
CY		20	3	61	8	12	-3	2	-5	5	81	11	14	-8
CY (tcc)		12	-23	51	23	24	16	10	0	3	63	0	34	16
LV		23	0	55	-5	12	2	2	0	8	78	-5	14	2
LT		30	-2	54	-6	7	0	0	-1	9	84	-8	7	-1
LU		20	-4	65	10	11	-3	2	0	2	85	6	13	-3
HU		24	-4	56	6	13	-2	2	-1	5	80	2	15	-3
MT		28	5	54	-5	6	4	2	1	10	82	0	8	5
NL		29	3	54	-6	14	2	1	0	2	83	-3	15	2
AT		26	3	46	-6	15	0	5	1	8	72	-3	20	1
PL		25	0	54	-1	11	1	2	0	8	79	-1	13	1
PT		29	9	50	-10	9	1	2	-1	10	79	-1	11	0
RO		19	-3	51	1	18	-1	4	2	8	70	-2	22	1
SI		29	1	48	-7	14	2	5	2	4	77	-6	19	4
SK		24	0	51	-3	11	-1	7	3	7	75	-3	18	2
FI		24	-1	58	-7	9	0	1	0	8	82	-8	10	0
SE		31	1	53	-6	11	2	1	-1	4	84	-5	12	1

Standard Eurobarometer 96
Public opinion in the European Union
Winter 2021-2022

QB2.1 Could you please tell for each of the following, whether the term brings to mind something very positive, fairly positive, fairly negative or very negative?





























Free trade (%)

		Very positive		Fairly positive		Fairly negative		Very negative		Don't know	Total 'Positive'		Total 'Negative'	
		Win.21/22	Diff. Win.21/22 - Sp.2021	Win.21/22	Diff. Win.21/22 - Sp.2021	Win.21/22	Diff. Win.21/22 - Sp.2021	Win.21/22	Diff. Win.21/22 - Sp.2021	Win.21/22	Win.21/22	Diff. Win.21/22 - Sp.2021	Win.21/22	Diff. Win.21/22 - Sp.2021
EU27		23	-1	53	-1	13	1	3	0	8	76	-2	16	1
EURO AREA		22	-1	53	-1	12	0	4	1	9	75	-2	16	1
NON-EURO AREA		27	-1	53	1	12	0	2	0	6	80	0	14	0
AL		39	8	40	-12	16	1	4	2	1	79	-4	20	3
MK		30	-7	48	3	9	0	4	0	9	78	-4	13	0
ME		28	8	50	-2	11	-7	7	0	4	78	6	18	-7
RS		29	-2	45	3	12	2	3	-3	11	74	1	15	-1
TR		20	2	44	-5	19	1	10	0	7	64	-3	29	1
BA		26	-2	51	1	14	1	1	-2	8	77	-1	15	-1
CH		20	2	61	-3	17	1	2	0	0	81	-1	19	1
IS		33	-3	53	-2	7	2	2	1	5	86	-5	9	3
NO		18	-3	58	-1	20	3	3	1	1	76	-4	23	4
UK		36	2	50	-4	12	1	1	0	1	86	-2	13	1
XK		34	-14	34	6	11	3	2	-1	19	68	-8	13	2

Standard Eurobarometer 96
Public opinion in the European Union
Winter 2021-2022

QB2.2 Could you please tell for each of the following, whether the term brings to mind something very positive, fairly positive, fairly negative or very negative?












Globalisation (%)

		Very positive		Fairly positive		Fairly negative		Very negative		Don't know	Total 'Positive'		Total 'Negative'	
		Win.21/22	Diff. Win.21/22 - Sp.2021	Win.21/22	Diff. Win.21/22 - Sp.2021	Win.21/22	Diff. Win.21/22 - Sp.2021	Win.21/22	Diff. Win.21/22 - Sp.2021		Win.21/22	Diff. Win.21/22 - Sp.2021	Win.21/22	Diff. Win.21/22 - Sp.2021
EU27		13	-1	46	0	24	0	8	1	9	59	-1	32	1
EURO AREA		12	-2	45	-1	25	1	8	1	10	57	-3	33	2
NON-EURO AREA		16	-1	48	2	21	0	6	0	9	64	1	27	0
BE		12	4	52	-3	25	-6	8	2	3	64	1	33	-4
BG		20	-1	45	2	15	2	5	1	15	65	1	20	3
CZ		13	2	49	5	31	-1	7	-1	0	62	7	38	-2
DK		31	-1	55	1	11	2	1	-1	2	86	0	12	1
DE		13	-2	55	4	21	-2	4	0	7	68	2	25	-2
EE		15	-1	59	0	20	2	6	-1	0	74	-1	26	1
IE		26	3	52	-5	10	-6	2	-2	10	78	-2	12	-8
EL		8	0	25	-2	40	4	21	-1	6	33	-2	61	3
ES		13	-1	42	-2	20	2	5	1	20	55	-3	25	3
FR		4	-3	36	0	35	0	15	2	10	40	-3	50	2
HR		18	-2	54	5	19	0	4	0	5	72	3	23	0
IT		13	-3	42	-1	26	1	10	1	9	55	-4	36	2
CY		10	-1	40	2	26	3	16	-2	8	50	1	42	1
CY (tcc)		9	-22	48	23	26	18	13	-6	4	57	1	39	12
LV		12	1	44	-7	25	0	8	2	11	56	-6	33	2
LT		14	-3	44	-13	16	-4	6	0	20	58	-16	22	-4
LU		7	-4	54	6	27	-1	8	1	4	61	2	35	0
HU		16	-2	47	0	24	2	7	0	6	63	-2	31	2
MT		21	2	56	0	10	4	2	0	11	77	2	12	4
NL		16	-1	55	-4	21	1	5	2	3	71	-5	26	3
AT		13	-3	39	-4	30	4	9	1	9	52	-7	39	5
PL		13	-2	49	2	19	-1	6	1	13	62	0	25	0
PT		28	10	53	-10	7	2	2	1	10	81	0	9	3
RO		13	-3	38	0	29	3	10	2	10	51	-3	39	5
SI		14	-2	45	-4	26	0	9	3	6	59	-6	35	3
SK		12	-4	39	-3	19	0	18	4	12	51	-7	37	4
FI		14	-1	62	-5	15	0	4	1	5	76	-6	19	1
SE		21	-4	58	0	14	0	4	1	3	79	-4	18	1

Standard Eurobarometer 96
Public opinion in the European Union
Winter 2021-2022

QB2.2 Could you please tell for each of the following, whether the term brings to mind something very positive, fairly positive, fairly negative or very negative?





























Globalisation (%)

		Very positive		Fairly positive		Fairly negative		Very negative		Don't know	Total 'Positive'		Total 'Negative'	
		Win.21/22	Diff. Win.21/22 - Sp.2021	Win.21/22	Diff. Win.21/22 - Sp.2021	Win.21/22	Diff. Win.21/22 - Sp.2021	Win.21/22	Diff. Win.21/22 - Sp.2021		Win.21/22	Diff. Win.21/22 - Sp.2021	Win.21/22	Diff. Win.21/22 - Sp.2021
		EU27		13	-1	46	0	24	0		8	1	9	59
EURO AREA		12	-2	45	-1	25	1	8	1	10	57	-3	33	2
NON-EURO AREA		16	-1	48	2	21	0	6	0	9	64	1	27	0
AL		24	7	45	-14	23	8	5	2	3	69	-7	28	10
MK		19	-4	42	2	16	-1	9	0	14	61	-2	25	-1
ME		25	7	45	-3	14	-8	10	2	6	70	4	24	-6
RS		15	-1	41	9	21	-5	8	-3	15	56	8	29	-8
TR		20	2	35	-8	23	1	14	2	8	55	-6	37	3
BA		16	-9	53	7	19	2	3	-2	9	69	-2	22	0
CH		8	1	47	-2	36	-2	9	3	0	55	-1	45	1
IS		24	-2	53	-3	15	4	3	-1	5	77	-5	18	3
NO		15	-4	60	-1	19	4	5	1	1	75	-5	24	5
UK		24	4	53	-7	19	1	3	1	1	77	-3	22	2
XK		28	-13	33	7	15	4	2	-1	22	61	-6	17	3

Standard Eurobarometer 96
Public opinion in the European Union
Winter 2021-2022

QB2.3 Could you please tell for each of the following, whether the term brings to mind something very positive, fairly positive, fairly negative or very negative?












Protectionism (%)

		Very positive		Fairly positive		Fairly negative		Very negative		Don't know	Total 'Positive'		Total 'Negative'	
		Win.21/22	Diff. Win.21/22 - Sp.2021	Win.21/22	Diff. Win.21/22 - Sp.2021	Win.21/22	Diff. Win.21/22 - Sp.2021	Win.21/22	Diff. Win.21/22 - Sp.2021		Win.21/22	Diff. Win.21/22 - Sp.2021	Win.21/22	Diff. Win.21/22 - Sp.2021
EU27		8	-1	35	-1	32	1	12	0	13	43	-2	44	1
EURO AREA		8	0	34	-2	32	0	12	0	14	42	-2	44	0
NON-EURO AREA		8	-3	36	-1	32	2	12	2	12	44	-4	44	4
BE		8	4	41	-2	39	-4	8	-2	4	49	2	47	-6
BG		10	-3	35	1	24	4	8	2	23	45	-2	32	6
CZ		3	-3	34	2	50	8	13	0	0	37	-1	63	8
DK		5	-2	33	-2	40	5	18	2	4	38	-4	58	7
DE		6	0	26	3	34	-2	18	-1	16	32	3	52	-3
EE		4	1	26	-5	59	6	11	-2	0	30	-4	70	4
IE		15	8	45	10	21	-22	7	-8	12	60	18	28	-30
EL		19	6	41	-4	22	-1	7	-2	11	60	2	29	-3
ES		9	-2	33	-6	26	1	8	3	24	42	-8	34	4
FR		5	-1	40	-2	33	4	9	-2	13	45	-3	42	2
HR		11	-4	45	6	29	2	9	-2	6	56	2	38	0
IT		11	-2	38	-1	29	-1	11	1	11	49	-3	40	0
CY		12	-8	57	4	15	2	4	0	12	69	-4	19	2
CY (tcc)		18	-16	49	24	22	14	7	-8	4	67	8	29	6
LV		6	2	33	0	36	-10	10	2	15	39	2	46	-8
LT		4	-3	26	-11	30	-14	15	3	25	30	-14	45	-11
LU		10	3	47	6	32	-2	8	-1	3	57	9	40	-3
HU		12	-2	36	2	31	1	12	0	9	48	0	43	1
MT		14	1	39	-3	26	10	7	0	14	53	-2	33	10
NL		5	1	32	-6	44	1	14	1	5	37	-5	58	2
AT		13	-1	34	-2	32	5	8	-3	13	47	-3	40	2
PL		7	-2	33	-4	29	2	12	2	19	40	-6	41	4
PT		11	1	50	-9	20	8	6	1	13	61	-8	26	9
RO		11	-9	44	1	28	6	6	1	11	55	-8	34	7
SI		7	-4	31	-1	39	7	15	-4	8	38	-5	54	3
SK		7	0	20	2	28	-5	33	0	12	27	2	61	-5
FI		3	0	28	-2	50	-5	10	-2	9	31	-2	60	-7
SE		4	0	30	-2	39	-7	21	3	6	34	-2	60	-4

Standard Eurobarometer 96
Public opinion in the European Union
Winter 2021-2022

QB2.3 Could you please tell for each of the following, whether the term brings to mind something very positive, fairly positive, fairly negative or very negative?





























Protectionism (%)

		Very positive		Fairly positive		Fairly negative		Very negative		Don't know	Total 'Positive'		Total 'Negative'	
		Win.21/22	Diff. Win.21/22 - Sp.2021	Win.21/22	Diff. Win.21/22 - Sp.2021	Win.21/22	Diff. Win.21/22 - Sp.2021	Win.21/22	Diff. Win.21/22 - Sp.2021	Win.21/22	Win.21/22	Diff. Win.21/22 - Sp.2021	Win.21/22	Diff. Win.21/22 - Sp.2021
EU27		8	-1	35	-1	32	1	12	0	13	43	-2	44	1
EURO AREA		8	0	34	-2	32	0	12	0	14	42	-2	44	0
NON-EURO AREA		8	-3	36	-1	32	2	12	2	12	44	-4	44	4
AL		36	10	38	-14	17	3	5	3	4	74	-4	22	6
MK		7	-4	22	-9	29	5	23	5	19	29	-13	52	10
ME		22	2	44	1	16	-5	11	1	7	66	3	27	-4
RS		10	-2	29	2	29	1	14	0	18	39	0	43	1
TR		20	1	37	-5	23	1	13	2	7	57	-4	36	3
BA		10	-10	41	0	29	6	10	2	10	51	-10	39	8
CH		4	0	38	0	47	1	11	-1	0	42	0	58	0
IS		10	-1	42	-4	33	2	10	1	5	52	-5	43	3
NO		7	2	44	1	39	-3	9	-1	1	51	3	48	-4
UK		8	3	34	-1	44	-4	13	1	1	42	2	57	-3
XK		15	-11	31	3	21	6	6	-1	27	46	-8	27	5

Standard Eurobarometer 96
Public opinion in the European Union
Winter 2021-2022

QB2.4 Could you please tell for each of the following, whether the term brings to mind something very positive, fairly positive, fairly negative or very negative?












The digital transformation of the economy and society (%)

		Very positive		Fairly positive		Fairly negative		Very negative		Don't know	Total 'Positive'		Total 'Negative'	
		Win.21/22	Diff. Win.21/22 - Sp.2021	Win.21/22	Diff. Win.21/22 - Sp.2021	Win.21/22	Diff. Win.21/22 - Sp.2021	Win.21/22	Diff. Win.21/22 - Sp.2021		Win.21/22	Diff. Win.21/22 - Sp.2021	Win.21/22	Diff. Win.21/22 - Sp.2021
EU27		17	0	47	-3	19	1	6	1	11	64	-3	25	2
EURO AREA		16	-1	46	-5	20	2	6	1	12	62	-6	26	3
NON-EURO AREA		18	0	50	1	17	-1	5	1	10	68	1	22	0
BE		10	-3	56	-4	25	1	5	2	4	66	-7	30	3
BG		21	0	37	-1	16	5	3	0	23	58	-1	19	5
CZ		21	4	56	9	21	-3	2	-2	0	77	13	23	-5
DK		22	-3	62	7	12	-1	1	-1	3	84	4	13	-2
DE		19	-3	52	0	17	0	4	1	8	71	-3	21	1
EE		32	2	56	-3	10	1	2	0	0	88	-1	12	1
IE		25	6	54	-11	8	-4	2	-2	11	79	-5	10	-6
EL		23	7	38	-4	18	0	7	1	14	61	3	25	1
ES		15	-3	43	-5	17	3	5	3	20	58	-8	22	6
FR		5	-2	36	-9	31	7	12	1	16	41	-11	43	8
HR		20	-5	57	5	15	0	3	1	5	77	0	18	1
IT		21	-2	49	1	14	-2	7	1	9	70	-1	21	-1
CY		23	3	46	8	13	-3	4	-2	14	69	11	17	-5
CY (tcc)		13	-21	51	26	23	15	9	-6	4	64	5	32	9
LV		14	3	48	-10	19	0	6	2	13	62	-7	25	2
LT		18	1	47	-17	12	-4	3	0	20	65	-16	15	-4
LU		10	-5	57	5	22	2	5	-2	6	67	0	27	0
HU		20	-5	55	6	16	-1	3	0	6	75	1	19	-1
MT		24	1	49	-4	10	6	3	2	14	73	-3	13	8
NL		10	2	51	-12	28	4	6	3	5	61	-10	34	7
AT		18	-1	40	-7	26	4	7	2	9	58	-8	33	6
PL		17	1	52	2	13	-3	4	0	14	69	3	17	-3
PT		26	8	54	-10	7	3	2	0	11	80	-2	9	3
RO		15	-2	39	-5	25	4	10	3	11	54	-7	35	7
SI		23	-1	47	-3	19	1	6	1	5	70	-4	25	2
SK		22	3	46	-5	11	-2	8	2	13	68	-2	19	0
FI		19	-1	60	-5	14	1	2	0	5	79	-6	16	1
SE		15	-3	54	-7	22	4	6	3	3	69	-10	28	7

Standard Eurobarometer 96
Public opinion in the European Union
Winter 2021-2022

QB2.4 Could you please tell for each of the following, whether the term brings to mind something very positive, fairly positive, fairly negative or very negative?





























The digital transformation of the economy and society (%)

		Very positive		Fairly positive		Fairly negative		Very negative		Don't know	Total 'Positive'		Total 'Negative'	
		Win.21/22	Diff. Win.21/22 - Sp.2021	Win.21/22	Diff. Win.21/22 - Sp.2021	Win.21/22	Diff. Win.21/22 - Sp.2021	Win.21/22	Diff. Win.21/22 - Sp.2021		Win.21/22	Diff. Win.21/22 - Sp.2021	Win.21/22	Diff. Win.21/22 - Sp.2021
		EU27		17	0	47	-3	19	1		6	1	11	64
EURO AREA		16	-1	46	-5	20	2	6	1	12	62	-6	26	3
NON-EURO AREA		18	0	50	1	17	-1	5	1	10	68	1	22	0
AL		26	3	50	-13	19	7	4	2	1	76	-10	23	9
MK		20	-4	51	6	11	-4	5	-2	13	71	2	16	-6
ME		28	4	49	1	9	-8	9	2	5	77	5	18	-6
RS		24	3	41	3	16	-3	5	-2	14	65	6	21	-5
TR		24	9	37	-9	22	-1	11	0	6	61	0	33	-1
BA		15	-10	53	6	19	3	3	-1	10	68	-4	22	2
CH		10	-1	56	-2	30	3	4	0	0	66	-3	34	3
IS		23	-4	60	0	10	1	2	1	5	83	-4	12	2
NO		10	-3	63	-3	23	5	3	1	1	73	-6	26	6
UK		14	1	61	-1	20	-2	4	1	1	75	0	24	-1
XK		31	-7	34	3	13	3	2	-2	20	65	-4	15	1

Standard Eurobarometer 96
Public opinion in the European Union
Winter 2021-2022

QB3.1 What is your opinion on each of the following statements? Please tell for each statement, whether you are for it or against it.





























A European economic and monetary union with one single currency, the euro (%)

		For		Against		Refusal (SPONTANEOUS)		Don't know
		Win.21/22	Diff. Win.21/22 - Sp.2021	Win.21/22	Diff. Win.21/22 - Sp.2021	Win.21/22	Diff. Win.21/22 - Sp.2021	Win.21/22
EU27		69	-1	24	0	2	0	5
EURO AREA		77	-2	16	1	2	0	5
NON-EURO AREA		42	1	50	0	2	-1	6
BE		85	-7	11	4	1	1	3
BG		37	-5	46	8	2	-2	15
CZ		43	10	57	-6	0	-1	0
DK		29	-1	67	3	0	-2	4
DE		83	1	12	0	2	-1	3
EE		90	1	10	-1	0	0	0
IE		90	0	5	-5	1	1	4
EL		71	-2	21	1	5	2	3
ES		80	-6	11	2	2	1	7
FR		69	-5	22	3	1	0	8
HR		52	7	44	-4	2	1	2
IT		72	2	22	-1	1	-1	5
CY		83	9	13	-5	2	-3	2
LV		81	-2	13	0	1	1	5
LT		71	-12	20	3	2	2	7
LU		87	4	11	-3	1	0	1
HU		61	-6	32	5	2	1	5
MT		82	2	10	2	2	1	6
NL		83	-1	13	-2	2	1	2
AT		71	-2	21	1	3	-1	5
PL		38	3	53	-1	3	-1	6
PT		84	-1	10	0	1	0	5
RO		51	-2	35	0	5	1	9
SI		88	-3	9	1	1	0	2
SK		78	-3	14	2	2	0	6
FI		78	1	18	-5	0	0	4
SE		25	2	71	-6	0	0	4

Standard Eurobarometer 96
Public opinion in the European Union
Winter 2021-2022

QB3.2 What is your opinion on each of the following statements? Please tell for each statement, whether you are for it or against it.





























A digital single market within the EU (%)

		For		Against		Refusal (SPONTANEOUS)		Don't know
		Win.21/22	Diff. Win.21/22 - Sp.2021	Win.21/22	Diff. Win.21/22 - Sp.2021	Win.21/22	Diff. Win.21/22 - Sp.2021	Win.21/22
EU27		63	-3	22	2	2	0	13
EURO AREA		64	-3	20	1	2	0	14
NON-EURO AREA		60	-1	27	1	3	0	10
BE		72	-10	21	4	2	2	5
BG		48	-4	22	2	4	0	26
CZ		69	6	30	1	0	-2	1
DK		64	0	29	5	1	-1	6
DE		72	-1	13	1	3	0	12
EE		89	-1	11	1	0	0	0
IE		78	-6	8	-8	3	3	11
EL		69	0	19	2	4	1	8
ES		64	-6	14	2	3	2	19
FR		44	-9	34	8	2	0	20
HR		73	5	20	-5	2	1	5
IT		66	4	25	-3	1	-1	8
CY		74	10	12	-4	3	-2	11
LV		76	-3	13	-1	0	0	11
LT		75	-10	9	-6	2	2	14
LU		69	3	23	-2	1	-2	7
HU		72	-3	21	3	2	0	5
MT		73	0	12	6	1	0	14
NL		61	-13	25	5	2	1	12
AT		61	0	22	-3	5	2	12
PL		65	3	21	-3	4	1	10
PT		77	6	10	1	1	1	12
RO		48	-3	36	4	6	0	10
SI		78	-6	14	2	2	1	6
SK		71	-5	14	3	3	1	12
FI		71	-14	17	3	0	0	12
SE		44	-15	39	-1	1	1	16

Standard Eurobarometer 96
Public opinion in the European Union
Winter 2021-2022

QB3.3 What is your opinion on each of the following statements? Please tell for each statement, whether you are for it or against it.





























The creation of a European public-private fund (with funding from both public authorities and private companies) in order to support SMEs (%)

		For		Against		Refusal (SPONTANEOUS)		Don't know
		Win.21/22	Diff. Win.21/22 - Sp.2021	Win.21/22	Diff. Win.21/22 - Sp.2021	Win.21/22	Diff. Win.21/22 - Sp.2021	
EU27		70	<i>0</i>	19	<i>0</i>	2	<i>0</i>	9
EURO AREA		71	<i>0</i>	17	<i>0</i>	2	<i>0</i>	10
NON-EURO AREA		65	<i>-2</i>	24	<i>2</i>	3	<i>0</i>	8
BE		79	<i>-2</i>	16	<i>-2</i>	1	<i>1</i>	4
BG		66	<i>-1</i>	11	<i>2</i>	3	<i>-1</i>	20
CZ		72	<i>4</i>	27	<i>2</i>	0	<i>-2</i>	1
DK		60	<i>-1</i>	35	<i>5</i>	0	<i>-1</i>	5
DE		76	<i>4</i>	13	<i>-2</i>	3	<i>0</i>	8
EE		82	<i>1</i>	18	<i>0</i>	0	<i>0</i>	0
IE		82	<i>-5</i>	8	<i>-4</i>	1	<i>1</i>	9
EL		63	<i>3</i>	26	<i>-3</i>	4	<i>1</i>	7
ES		80	<i>-1</i>	8	<i>1</i>	2	<i>0</i>	10
FR		63	<i>-4</i>	20	<i>3</i>	1	<i>0</i>	16
HR		70	<i>-3</i>	20	<i>0</i>	3	<i>2</i>	7
IT		68	<i>3</i>	21	<i>-2</i>	3	<i>1</i>	8
CY		65	<i>0</i>	28	<i>2</i>	2	<i>-1</i>	5
LV		80	<i>3</i>	10	<i>-5</i>	1	<i>1</i>	9
LT		80	<i>-8</i>	5	<i>-7</i>	2	<i>2</i>	13
LU		73	<i>2</i>	20	<i>0</i>	2	<i>-1</i>	5
HU		73	<i>-2</i>	19	<i>3</i>	3	<i>0</i>	5
MT		82	<i>1</i>	7	<i>3</i>	0	<i>-1</i>	11
NL		64	<i>6</i>	27	<i>-11</i>	2	<i>1</i>	7
AT		65	<i>-1</i>	24	<i>0</i>	3	<i>-1</i>	8
PL		69	<i>-1</i>	20	<i>2</i>	3	<i>0</i>	8
PT		83	<i>-1</i>	6	<i>2</i>	1	<i>1</i>	10
RO		57	<i>-1</i>	26	<i>-2</i>	7	<i>3</i>	10
SI		80	<i>0</i>	13	<i>-1</i>	2	<i>0</i>	5
SK		58	<i>-3</i>	21	<i>2</i>	5	<i>3</i>	16
FI		52	<i>-6</i>	35	<i>-6</i>	0	<i>0</i>	13
SE		55	<i>-7</i>	37	<i>0</i>	1	<i>1</i>	7

Standard Eurobarometer 96
Public opinion in the European Union
Winter 2021-2022

QB3.4 What is your opinion on each of the following statements? Please tell for each statement, whether you are for it or against it.





























Implementation of new measures at the EU level to improve gender equality in the workplace (e.g. pay-transparency measures or quotas to improve gender balance in management and leading positions) (%)

		For		Against		Refusal (SPONTANEOUS)		Don't know
		Win.21/22	Diff. Win.21/22 - Sp.2021	Win.21/22	Diff. Win.21/22 - Sp.2021	Win.21/22	Diff. Win.21/22 - Sp.2021	Win.21/22
EU27		79	-1	14	0	2	0	5
EURO AREA		81	-2	12	1	2	0	5
NON-EURO AREA		71	-1	21	0	3	1	5
BE		86	0	11	-3	1	1	2
BG		71	0	11	1	3	-1	15
CZ		60	-8	40	12	0	-1	0
DK		71	-5	27	7	0	-1	2
DE		79	-1	14	1	2	-1	5
EE		70	2	30	-2	0	0	0
IE		89	3	5	-9	2	2	4
EL		91	0	6	0	2	0	1
ES		86	-4	5	2	2	1	7
FR		85	-3	8	1	1	1	6
HR		79	2	15	-2	2	1	4
IT		74	0	18	0	1	-1	7
CY		93	3	3	0	0	-3	4
LV		74	1	18	-4	1	1	7
LT		79	-3	8	-10	3	3	10
LU		88	2	11	-1	0	-1	1
HU		79	-4	15	4	3	0	3
MT		90	4	4	0	0	0	6
NL		85	-1	12	-2	2	2	1
AT		71	-1	20	0	3	-1	6
PL		74	1	17	-2	3	1	6
PT		88	-7	5	4	1	1	6
RO		64	1	22	-3	6	2	8
SI		84	-4	12	2	2	1	2
SK		75	-5	13	1	3	1	9
FI		72	1	24	-5	0	0	4
SE		71	1	25	-5	1	1	3

Standard Eurobarometer 96
Public opinion in the European Union
Winter 2021-2022

QB3.5 What is your opinion on each of the following statements? Please tell for each statement, whether you are for it or against it.





























The insurance that every new trade agreement concluded by the EU will have the highest standards of climate, environmental and labour protection (%)

		For		Against		Refusal (SPONTANEOUS)		Don't know
		Win.21/22	Diff. Win.21/22 - Sp.2021	Win.21/22	Diff. Win.21/22 - Sp.2021	Win.21/22	Diff. Win.21/22 - Sp.2021	
EU27		80	-3	12	1	2	1	6
EURO AREA		81	-3	11	2	2	0	6
NON-EURO AREA		75	-3	18	3	2	0	5
BE		88	-5	9	2	1	1	2
BG		72	-3	9	1	3	0	16
CZ		71	-6	29	10	0	-1	0
DK		85	-4	14	6	0	-1	1
DE		82	-3	11	3	3	0	4
EE		83	-2	17	2	0	0	0
IE		90	-3	5	-2	1	1	4
EL		91	-1	6	0	2	2	1
ES		85	-6	5	3	2	2	8
FR		78	-6	11	3	1	0	10
HR		83	3	13	-1	1	0	3
IT		77	1	16	-1	2	0	5
CY		94	6	3	-1	0	-4	3
LV		73	-6	18	2	1	1	8
LT		85	-5	5	-5	1	1	9
LU		87	2	11	0	0	-1	2
HU		82	-4	14	3	2	1	2
MT		90	4	3	1	0	-1	7
NL		87	2	11	-3	0	0	2
AT		76	0	18	-1	2	0	4
PL		74	-4	18	3	3	1	5
PT		89	0	3	0	1	1	7
RO		65	-2	23	1	5	2	7
SI		89	-1	7	0	2	1	2
SK		80	-5	10	1	3	1	7
FI		73	-3	22	-2	0	0	5
SE		85	-3	11	-1	1	1	3

Standard Eurobarometer 96
Public opinion in the European Union
Winter 2021-2022

QB4.1 For each of the following statements, do you totally agree, tend to agree, tend to disagree or totally disagree.





























The EU has sufficient power and tools to defend the economic interests of Europe in the global economy
 (%)

		Totally agree		Tend to agree		Tend to disagree		Totally disagree		Don't know	Total 'Agree'		Total 'Disagree'	
		Win.21/22	Diff. Win.21/22 - Sp.2021	Win.21/22	Diff. Win.21/22 - Sp.2021	Win.21/22	Diff. Win.21/22 - Sp.2021	Win.21/22	Diff. Win.21/22 - Sp.2021	Win.21/22	Win.21/22	Diff. Win.21/22 - Sp.2021	Win.21/22	Diff. Win.21/22 - Sp.2021
EU27		21	-2	48	0	19	0	5	1	7	69	-2	24	1
EURO AREA		20	-2	47	0	20	0	5	1	8	67	-2	25	1
NON-EURO AREA		23	-2	49	-1	18	1	4	1	6	72	-3	22	2
BE		14	5	51	-1	27	-8	4	0	4	65	4	31	-8
BG		34	-4	43	3	8	0	5	2	10	77	-1	13	2
CZ		7	-5	51	0	35	9	7	2	0	58	-5	42	11
DK		13	-3	59	4	20	2	2	-1	6	72	1	22	1
DE		18	-5	47	2	24	3	5	0	6	65	-3	29	3
EE		10	1	56	1	30	-2	4	0	0	66	2	34	-2
IE		40	22	47	-19	4	-10	1	-1	8	87	3	5	-11
EL		40	2	44	-5	12	3	1	0	3	84	-3	13	3
ES		30	-4	46	0	12	2	4	1	8	76	-4	16	3
FR		11	-5	40	2	28	0	7	1	14	51	-3	35	1
HR		25	-1	57	1	14	2	2	1	2	82	0	16	3
IT		25	4	53	1	13	-3	4	-1	5	78	5	17	-4
CY		36	-2	45	3	11	0	3	0	5	81	1	14	0
LV		18	-1	49	-4	23	2	4	1	6	67	-5	27	3
LT		23	5	52	-6	14	-7	3	0	8	75	-1	17	-7
LU		13	1	57	6	24	-2	3	-1	3	70	7	27	-3
HU		20	-8	53	5	20	3	3	-1	4	73	-3	23	2
MT		31	-5	52	11	8	1	1	0	8	83	6	9	1
NL		14	2	48	-6	26	-3	5	2	7	62	-4	31	-1
AT		21	-2	49	-1	21	3	4	-1	5	70	-3	25	2
PL		30	3	49	-4	13	-1	3	2	5	79	-1	16	1
PT		28	-3	57	-3	7	4	1	1	7	85	-6	8	5
RO		25	-6	40	-2	21	3	5	3	9	65	-8	26	6
SI		25	0	43	-3	20	-2	7	2	5	68	-3	27	0
SK		23	-2	47	0	12	-2	6	1	12	70	-2	18	-1
FI		9	1	53	-2	29	-5	4	1	5	62	-1	33	-4
SE		12	3	56	-5	21	-5	6	3	5	68	-2	27	-2

Standard Eurobarometer 96
Public opinion in the European Union
Winter 2021-2022

QB4.2 For each of the following statements, do you totally agree, tend to agree, tend to disagree or totally disagree.





























Public money should be used to stimulate private sector investment at EU level (%)

		Totally agree		Tend to agree		Tend to disagree		Totally disagree		Don't know	Total 'Agree'		Total 'Disagree'	
		Win.21/22	Diff. Win.21/22 - Sp.2021	Win.21/22	Diff. Win.21/22 - Sp.2021	Win.21/22	Diff. Win.21/22 - Sp.2021	Win.21/22	Diff. Win.21/22 - Sp.2021		Win.21/22	Diff. Win.21/22 - Sp.2021	Win.21/22	Diff. Win.21/22 - Sp.2021
EU27		25	0	41	0	18	-1	7	0	9	66	0	25	-1
EURO AREA		24	0	41	1	18	-2	8	1	9	65	1	26	-1
NON-EURO AREA		28	-2	42	0	18	1	6	1	6	70	-2	24	2
BE		16	8	47	-3	28	-8	5	0	4	63	5	33	-8
BG		34	-3	38	1	10	3	5	0	13	72	-2	15	3
CZ		4	-8	45	-1	41	13	10	3	0	49	-9	51	16
DK		9	-1	39	0	39	6	8	-1	5	48	-1	47	5
DE		27	0	45	4	15	-3	5	0	8	72	4	20	-3
EE		8	1	52	-2	35	2	5	-1	0	60	-1	40	1
IE		33	21	39	-9	16	-18	5	-1	7	72	12	21	-19
EL		51	-2	31	1	11	3	4	-1	3	82	-1	15	2
ES		21	-4	38	4	19	0	10	0	12	59	0	29	0
FR		10	-3	37	-2	25	3	11	1	17	47	-5	36	4
HR		35	-4	50	2	12	4	2	1	1	85	-2	14	5
IT		36	3	43	-1	11	-1	5	-1	5	79	2	16	-2
CY		44	-5	43	6	6	-2	2	1	5	87	1	8	-1
LV		20	2	46	-8	20	2	4	0	10	66	-6	24	2
LT		26	16	45	-9	14	-16	4	-2	11	71	7	18	-18
LU		10	-2	56	9	24	-6	6	2	4	66	7	30	-4
HU		38	-8	41	6	13	2	4	-1	4	79	-2	17	1
MT		27	-15	45	9	13	5	3	2	12	72	-6	16	7
NL		9	4	33	-5	35	-9	16	6	7	42	-1	51	-3
AT		30	-3	36	4	20	1	7	-1	7	66	1	27	0
PL		38	1	46	-1	8	-1	3	2	5	84	0	11	1
PT		26	-3	48	-8	14	9	3	2	9	74	-11	17	11
RO		27	-6	39	2	16	0	7	0	11	66	-4	23	0
SI		27	0	42	-3	19	-1	6	1	6	69	-3	25	0
SK		23	0	39	-6	15	1	11	4	12	62	-6	26	5
FI		7	1	41	-4	37	-4	7	-1	8	48	-3	44	-5
SE		9	4	32	-4	35	-8	19	4	5	41	0	54	-4

Standard Eurobarometer 96
Public opinion in the European Union
Winter 2021-2022

QB4.3 For each of the following statements, do you totally agree, tend to agree, tend to disagree or totally disagree.





























The EU should build partnerships with countries outside the EU to invest in sustainable infrastructure and connect people and countries around the world (%)

		Totally agree	Tend to agree	Tend to disagree	Totally disagree	Don't know	Total 'Agree'	Total 'Disagree'
EU27		56	33	6	2	3	89	8
EURO AREA		58	32	5	2	3	90	7
NON-EURO AREA		47	36	10	3	4	83	13
BE		49	43	5	2	1	92	7
BG		57	27	5	4	7	84	9
CZ		39	47	11	3	0	86	14
DK		52	31	11	4	2	83	15
DE		69	23	4	1	3	92	5
EE		49	41	8	2	0	90	10
IE		68	26	2	1	3	94	3
EL		61	25	8	5	1	86	13
ES		64	28	3	0	5	92	3
FR		49	40	5	1	5	89	6
HR		64	29	5	2	0	93	7
IT		50	40	5	2	3	90	7
CY		84	11	4	1	0	95	5
LV		57	33	6	1	3	90	7
LT		54	35	4	2	5	89	6
LU		53	40	4	2	1	93	6
HU		52	37	9	1	1	89	10
MT		66	27	2	2	3	93	4
NL		68	25	4	2	1	93	6
AT		59	30	6	3	2	89	9
PL		44	43	7	2	4	87	9
PT		49	38	6	1	6	87	7
RO		45	28	19	3	5	73	22
SI		63	25	6	5	1	88	11
SK		55	34	4	2	5	89	6
FI		47	36	11	4	2	83	15
SE		50	26	12	10	2	76	22

Standard Eurobarometer 96
Public opinion in the European Union
Winter 2021-2022

QB4.4 For each of the following statements, do you totally agree, tend to agree, tend to disagree or totally disagree.





























Each EU Member State should have a minimum wage for workers (%)

		Totally agree		Tend to agree		Tend to disagree		Totally disagree		Don't know	Total 'Agree'		Total 'Disagree'	
		Win.21/22	Diff. Win.21/22 - Sp.2021	Win.21/22	Diff. Win.21/22 - Sp.2021	Win.21/22	Diff. Win.21/22 - Sp.2021	Win.21/22	Diff. Win.21/22 - Sp.2021		Win.21/22	Diff. Win.21/22 - Sp.2021	Win.21/22	Diff. Win.21/22 - Sp.2021
EU27		57	1	32	-1	5	-1	1	-1	5	89	0	6	-2
EURO AREA		59	1	30	-2	4	-1	1	-1	6	89	-1	5	-2
NON-EURO AREA		51	3	36	-1	7	-2	2	-1	4	87	2	9	-3
BE		60	9	33	-11	5	1	1	0	1	93	-2	6	1
BG		54	-5	32	4	3	0	2	-1	9	86	-1	5	-1
CZ		56	12	37	-4	6	-2	1	-3	0	93	8	7	-5
DK		62	4	27	-2	6	0	3	-1	2	89	2	9	-1
DE		73	0	19	-1	3	0	1	0	4	92	-1	4	0
EE		58	8	39	-2	2	-4	1	-2	0	97	6	3	-6
IE		67	5	27	-6	2	-2	1	0	3	94	-1	3	-2
EL		72	11	25	-2	2	-4	0	-5	1	97	9	2	-9
ES		56	-10	27	0	4	1	2	1	11	83	-10	6	2
FR		49	-1	37	0	4	0	1	-2	9	86	-1	5	-2
HR		52	-7	41	9	5	-1	1	0	1	93	2	6	-1
IT		44	-1	44	2	6	-2	2	0	4	88	1	8	-2
CY		87	8	11	-4	1	-2	0	-1	1	98	4	1	-3
LV		57	5	33	-6	4	-1	1	-1	5	90	-1	5	-2
LT		67	36	26	-24	2	-12	0	-5	5	93	12	2	-17
LU		51	-13	40	12	6	0	1	0	2	91	-1	7	0
HU		51	-9	38	6	8	2	1	0	2	89	-3	9	2
MT		52	-11	33	7	3	1	1	0	11	85	-4	4	1
NL		77	22	18	-22	2	-1	1	-1	2	95	0	3	-2
AT		58	-2	28	-1	7	2	4	0	3	86	-3	11	2
PL		48	6	41	-3	7	-1	1	-1	3	89	3	8	-2
PT		50	-10	41	7	2	0	1	1	6	91	-3	3	1
RO		42	-4	34	2	13	-3	4	2	7	76	-2	17	-1
SI		70	7	24	0	3	-6	1	-2	2	94	7	4	-8
SK		57	3	32	-3	3	-2	2	1	6	89	0	5	-1
FI		60	20	33	-12	3	-8	1	-3	3	93	8	4	-11
SE		72	25	21	-10	2	-11	1	-8	4	93	15	3	-19

Standard Eurobarometer 96
Public opinion in the European Union
Winter 2021-2022

QB4.5 For each of the following statements, do you totally agree, tend to agree, tend to disagree or totally disagree.

There should be a fair taxation of large technology companies in the EU (%)





























		Totally agree		Tend to agree		Tend to disagree		Totally disagree		Don't know	Total 'Agree'		Total 'Disagree'	
		Win.21/22	Diff. Win.21/22 - Sp.2021	Win.21/22	Diff. Win.21/22 - Sp.2021	Win.21/22	Diff. Win.21/22 - Sp.2021	Win.21/22	Diff. Win.21/22 - Sp.2021		Win.21/22	Diff. Win.21/22 - Sp.2021	Win.21/22	Diff. Win.21/22 - Sp.2021
EU27		31	-27	46	15	12	7	4	3	7	77	-12	16	10
EURO AREA		31	-28	45	15	12	8	4	2	8	76	-13	16	10
NON-EURO AREA		32	-19	47	12	12	4	3	1	6	79	-7	15	5
BE		24	-45	55	26	15	13	4	4	2	79	-19	19	17
BG		36	-21	38	6	6	4	4	3	16	74	-15	10	7
CZ		22	-31	58	21	16	11	4	2	0	80	-10	20	13
DK		30	-38	49	26	14	11	4	2	3	79	-12	18	13
DE		40	-38	38	22	11	9	5	4	6	78	-16	16	13
EE		19	-42	62	26	15	13	4	3	0	81	-16	19	16
IE		47	-13	43	8	4	0	1	0	5	90	-5	5	0
EL		40	-30	44	16	10	9	2	2	4	84	-14	12	11
ES		38	-20	39	10	11	8	2	1	10	77	-10	13	9
FR		16	-37	47	13	16	13	7	5	14	63	-24	23	18
HR		35	-15	53	13	8	2	2	2	2	88	-2	10	4
IT		25	-15	51	8	13	5	4	1	7	76	-7	17	6
CY		55	-26	34	19	4	3	2	2	5	89	-7	6	5
LV		32	-25	47	10	11	8	2	1	8	79	-15	13	9
LT		40	-7	46	-2	4	0	1	0	9	86	-9	5	0
LU		22	-41	58	31	15	10	2	0	3	80	-10	17	10
HU		29	-28	51	17	14	8	2	1	4	80	-11	16	9
MT		42	-11	43	11	6	4	2	1	7	85	0	8	5
NL		35	-29	47	17	9	4	7	6	2	82	-12	16	10
AT		33	-26	37	8	18	11	6	4	6	70	-18	24	15
PL		37	-9	48	7	8	0	2	0	5	85	-2	10	0
PT		36	-2	53	-1	3	2	1	1	7	89	-3	4	3
RO		25	-19	44	15	18	-1	4	2	9	69	-4	22	1
SI		34	-36	44	21	12	7	3	2	7	78	-15	15	9
SK		31	-26	47	13	7	4	4	3	11	78	-13	11	7
FI		24	-36	56	19	12	10	3	2	5	80	-17	15	12
SE		41	-23	40	10	11	8	5	3	3	81	-13	16	11

Standard Eurobarometer 96
Public opinion in the European Union
Winter 2021-2022

QB5 In your opinion, which of the following objectives should be given top priority in a European Green Deal, a set of measures to protect the environment and fight climate change?

(%)

(MAX. 4 ANSWERS)





























		Introducing a tax on products imported from third countries that have lower climate policy standards than the EU		Moving towards a zero-pollution ambition		Fighting against plastic waste and being a leader on the issue of single-use of plastic		Promote the "Circular Economy" - a system preserving natural resources and limiting waste		Measures to make the EU climate-neutral by 2050 by reducing greenhouse gas emissions		Supporting EU farmers for them to receive fair remuneration to provide Europeans with affordable and safe food	
		Win.21/22	Diff. Win.21/22 - Sp.2021	Win.21/22	Diff. Win.21/22 - Sp.2021	Win.21/22	Diff. Win.21/22 - Sp.2021	Win.21/22	Diff. Win.21/22 - Sp.2021	Win.21/22	Diff. Win.21/22 - Sp.2021	Win.21/22	Diff. Win.21/22 - Sp.2021
EU27		21	0	27	-1	44	-5	39	0	28	-2	39	1
EURO AREA		21	1	27	-2	45	-5	40	-1	29	-1	40	1
NON-EURO AREA		20	-1	26	-1	42	-1	35	2	26	-3	34	0
BE		23	-7	23	-1	42	1	34	-16	26	-10	43	1
BG		16	-5	26	-2	46	-2	31	-1	20	-2	39	-1
CZ		26	4	13	-4	48	-2	52	3	15	-8	48	3
DK		18	-4	25	0	44	-10	40	-2	38	-1	28	4
DE		23	4	17	-4	50	-5	47	-3	38	0	40	3
EE		21	-3	28	-2	41	-5	60	1	18	-4	51	-1
IE		22	0	28	0	45	-11	29	-12	32	-3	29	-19
EL		25	-2	33	-1	44	-4	39	3	31	4	48	0
ES		13	0	35	3	45	-11	28	1	21	0	37	4
FR		23	1	26	-4	45	-4	35	0	21	-4	50	0
HR		21	6	29	-1	48	-1	39	3	25	3	34	-2
IT		19	-2	38	-1	37	-4	39	0	29	-2	30	2
CY		17	-2	23	-3	46	0	40	-4	31	12	43	4
LV		15	-2	25	-1	51	2	33	-5	17	-5	45	-1
LT		8	-11	15	-8	52	1	35	-9	20	-19	30	3
LU		28	8	23	0	48	0	38	2	26	-3	44	2
HU		21	-3	32	4	47	-3	41	2	27	-3	27	-4
MT		13	2	46	-6	52	-4	32	-3	34	-6	38	7
NL		19	-3	27	0	52	-4	56	11	38	1	46	-5
AT		32	4	21	1	44	-4	49	-1	31	-5	43	1
PL		18	-1	29	0	46	1	28	2	25	-4	29	0
PT		18	-4	33	12	47	-7	45	6	30	8	39	0
RO		19	-4	25	-3	32	1	29	0	25	0	35	-2
SI		17	-7	23	0	53	2	46	4	30	3	38	-1
SK		22	-2	28	2	47	-11	38	-3	23	0	50	5
FI		31	-6	15	0	42	1	56	-8	18	-1	48	2
SE		24	-2	24	3	30	-1	46	4	36	-6	47	5

Standard Eurobarometer 96
Public opinion in the European Union
Winter 2021-2022

QB5 In your opinion, which of the following objectives should be given top priority in a European Green Deal, a set of measures to protect the environment and fight climate change?

(%)





























(MAX. 4 ANSWERS)

		Reducing energy consumption		Developing renewable energy		Protecting biodiversity		Other (SPONTANEOUS)		None (SPONTANEOUS)		Don't know
		Win.21/22	Diff. Win.21/22 - Sp.2021	Win.21/22	Diff. Win.21/22 - Sp.2021	Win.21/22	Diff. Win.21/22 - Sp.2021	Win.21/22	Diff. Win.21/22 - Sp.2021	Win.21/22	Diff. Win.21/22 - Sp.2021	Win.21/22
EU27		34	3	53	2	31	-1	0	0	1	1	1
EURO AREA		34	2	54	2	32	-1	0	0	1	1	1
NON-EURO AREA		32	4	49	2	27	-1	0	0	1	1	2
BE		33	11	58	4	39	1	0	0	0	0	0
BG		27	3	42	4	33	-2	0	0	1	1	5
CZ		35	5	44	2	29	3	0	0	1	1	0
DK		28	6	71	5	39	-4	0	0	0	0	1
DE		34	4	57	3	26	0	0	0	1	1	1
EE		19	2	60	7	38	-2	0	0	0	0	0
IE		36	13	55	-12	33	-6	0	0	0	0	1
EL		35	1	58	3	43	0	0	0	0	0	0
ES		32	-2	58	-5	29	-5	0	0	0	0	4
FR		32	-1	46	2	44	-3	0	0	1	1	1
HR		32	0	56	0	31	-4	0	0	0	0	0
IT		46	5	54	6	23	3	0	0	1	1	2
CY		35	0	70	4	29	-4	0	0	0	0	2
LV		26	6	41	-1	32	-1	0	0	0	0	1
LT		39	13	47	-4	36	6	1	1	0	0	1
LU		28	-3	51	2	43	0	0	0	0	-1	0
HU		34	-4	55	4	26	2	0	0	0	0	0
MT		35	-2	54	0	29	2	0	0	0	0	1
NL		27	5	51	10	36	2	0	0	1	1	0
AT		34	4	50	4	32	1	0	0	0	0	0
PL		34	5	50	2	19	-2	0	0	1	1	2
PT		23	-8	58	-10	31	-9	0	0	0	0	2
RO		28	0	35	0	23	-4	0	0	1	0	3
SI		29	-1	57	-1	24	-3	0	0	0	0	0
SK		31	5	34	-2	29	0	0	0	1	1	1
FI		15	-2	56	1	45	-4	0	0	0	0	2
SE		27	4	63	5	48	-3	0	0	0	0	0

Standard Eurobarometer 96
Public opinion in the European Union
Winter 2021-2022

QB6.1 What is your opinion on each of the following statements? Please tell for each statement, whether you are for it or against it.





























A common foreign policy of the Member States of the EU (%)

		For		Against		Refusal (SPONTANEOUS)		Don't know
		Win.21/22	Diff. Win.21/22 - Sp.2021	Win.21/22	Diff. Win.21/22 - Sp.2021	Win.21/22	Diff. Win.21/22 - Sp.2021	
EU27		71	-1	20	-1	2	1	7
EURO AREA		73	-1	19	0	1	0	7
NON-EURO AREA		66	2	27	-2	2	0	5
BE		78	-7	18	3	1	1	3
BG		63	-1	21	2	3	0	13
CZ		71	5	29	-1	0	-1	0
DK		49	-1	48	4	0	-1	3
DE		81	0	14	1	1	0	4
EE		79	2	21	-2	0	0	0
IE		81	5	10	-14	1	1	8
EL		76	0	21	0	2	1	1
ES		81	-1	7	-1	2	1	10
FR		54	-8	30	5	1	-1	15
HR		76	4	20	-3	2	1	2
IT		74	3	20	-3	1	-1	5
CY		91	5	6	-1	1	-2	2
LV		71	-4	20	1	1	0	8
LT		83	0	10	-7	1	1	6
LU		77	-1	19	2	1	0	3
HU		70	-2	24	1	3	1	3
MT		65	14	23	-9	1	-1	11
NL		79	4	17	-6	1	0	3
AT		62	-1	31	3	3	-1	4
PL		71	4	22	-3	3	1	4
PT		74	4	15	-4	1	1	10
RO		66	2	22	-4	4	1	8
SI		77	-2	17	0	1	0	5
SK		65	-6	26	4	3	1	6
FI		58	-3	35	-4	0	0	7
SE		43	-6	52	2	1	1	4

Standard Eurobarometer 96
Public opinion in the European Union
Winter 2021-2022

QB6.2 What is your opinion on each of the following statements? Please tell for each statement, whether you are for it or against it.





























A common defence and security policy among EU Member States (%)

		For		Against		Refusal (SPONTANEOUS)		Don't know
		Win.21/22	Diff. Win.21/22 - Sp.2021	Win.21/22	Diff. Win.21/22 - Sp.2021	Win.21/22	Diff. Win.21/22 - Sp.2021	Win.21/22
EU27		77	-1	17	1	1	0	5
EURO AREA		78	-1	15	0	1	0	6
NON-EURO AREA		73	0	21	0	2	0	4
BE		86	-5	11	3	1	1	2
BG		68	-2	19	3	2	-1	11
CZ		86	3	14	-1	0	0	0
DK		68	-3	30	6	0	-1	2
DE		83	0	12	1	1	0	4
EE		87	0	13	0	0	0	0
IE		75	9	15	-19	2	2	8
EL		79	0	19	0	1	0	1
ES		81	-3	9	1	2	1	8
FR		68	-6	21	5	0	-1	11
HR		79	5	17	-4	2	0	2
IT		78	3	16	-5	2	1	4
CY		95	5	3	-1	1	-2	1
LV		80	-2	14	0	1	1	5
LT		89	-1	7	-3	1	1	3
LU		85	2	13	2	0	-2	2
HU		73	-2	21	1	2	-1	4
MT		76	3	16	3	1	0	7
NL		83	2	14	-4	1	1	2
AT		61	-2	33	3	3	0	3
PL		77	2	19	1	2	-1	2
PT		77	4	13	-5	1	1	9
RO		71	4	19	-5	4	1	6
SI		81	-4	14	1	2	2	3
SK		73	-7	18	3	3	2	6
FI		70	-3	23	-4	0	0	7
SE		58	-4	38	1	1	1	3

Standard Eurobarometer 96
Public opinion in the European Union
Winter 2021-2022

QB6.3 What is your opinion on each of the following statements? Please tell for each statement, whether you are for it or against it.





























The EU's common trade policy (%)

		For		Against		Refusal (SPONTANEOUS)		Don't know
		Win.21/22	Diff. Win.21/22 - Sp.2021	Win.21/22	Diff. Win.21/22 - Sp.2021	Win.21/22	Diff. Win.21/22 - Sp.2021	Win.21/22
EU27		74	-2	18	1	2	0	6
EURO AREA		76	-2	16	0	1	0	7
NON-EURO AREA		70	1	23	0	2	0	5
BE		82	-7	14	3	1	1	3
BG		66	-2	19	3	2	-1	13
CZ		67	-1	33	6	0	-2	0
DK		76	0	21	2	0	-1	3
DE		84	1	11	-1	1	-1	4
EE		90	3	10	-3	0	0	0
IE		86	-8	5	-1	1	1	8
EL		73	-4	22	4	3	1	2
ES		78	-7	9	2	2	1	11
FR		60	-7	25	6	1	-1	14
HR		79	6	18	-4	1	0	2
IT		72	2	21	-3	2	0	5
CY		89	4	6	0	2	-1	3
LV		82	1	13	-2	1	1	4
LT		86	-3	7	-4	1	1	6
LU		80	-4	16	5	1	0	3
HU		74	-2	22	2	1	0	3
MT		81	6	9	0	1	1	9
NL		82	-4	13	0	1	1	4
AT		64	0	28	-2	3	1	5
PL		75	5	19	-2	2	-1	4
PT		85	-2	5	0	1	0	9
RO		63	1	25	-2	5	2	7
SI		80	-2	15	0	1	1	4
SK		72	-3	19	2	3	1	6
FI		75	-6	19	0	0	0	6
SE		67	-6	27	1	1	1	5

Standard Eurobarometer 96
Public opinion in the European Union
Winter 2021-2022

QB6.4 What is your opinion on each of the following statements? Please tell for each statement, whether you are for it or against it.





























A common European policy on migration (%)

		For		Against		Refusal (SPONTANEOUS)		Don't know
		Win.21/22	Diff. Win.21/22 - Sp.2021	Win.21/22	Diff. Win.21/22 - Sp.2021	Win.21/22	Diff. Win.21/22 - Sp.2021	Win.21/22
EU27		71	<i>0</i>	21	<i>-1</i>	2	<i>0</i>	6
EURO AREA		74	<i>-2</i>	18	<i>0</i>	2	<i>1</i>	6
NON-EURO AREA		61	<i>4</i>	32	<i>-3</i>	2	<i>0</i>	5
BE		78	<i>-10</i>	18	<i>6</i>	1	<i>1</i>	3
BG		61	<i>-1</i>	25	<i>3</i>	2	<i>-1</i>	12
CZ		54	<i>10</i>	45	<i>-7</i>	0	<i>-1</i>	1
DK		59	<i>-3</i>	38	<i>4</i>	0	<i>-1</i>	3
DE		79	<i>-1</i>	16	<i>0</i>	2	<i>1</i>	3
EE		64	<i>6</i>	36	<i>-6</i>	0	<i>0</i>	0
IE		84	<i>3</i>	10	<i>-8</i>	0	<i>0</i>	6
EL		81	<i>-3</i>	16	<i>2</i>	1	<i>0</i>	2
ES		83	<i>-4</i>	8	<i>2</i>	2	<i>1</i>	7
FR		63	<i>-7</i>	24	<i>5</i>	2	<i>1</i>	11
HR		72	<i>6</i>	25	<i>-4</i>	1	<i>0</i>	2
IT		75	<i>4</i>	19	<i>-4</i>	2	<i>0</i>	4
CY		88	<i>2</i>	10	<i>-1</i>	1	<i>0</i>	1
LV		59	<i>0</i>	33	<i>-2</i>	1	<i>0</i>	7
LT		71	<i>-5</i>	22	<i>-2</i>	2	<i>2</i>	5
LU		79	<i>-3</i>	19	<i>5</i>	0	<i>-1</i>	2
HU		53	<i>-2</i>	42	<i>1</i>	2	<i>1</i>	3
MT		77	<i>7</i>	16	<i>-5</i>	1	<i>1</i>	6
NL		88	<i>6</i>	10	<i>-8</i>	1	<i>1</i>	1
AT		53	<i>2</i>	40	<i>-2</i>	4	<i>1</i>	3
PL		63	<i>7</i>	30	<i>-4</i>	3	<i>-1</i>	4
PT		77	<i>3</i>	14	<i>-6</i>	1	<i>1</i>	8
RO		60	<i>3</i>	26	<i>-4</i>	6	<i>2</i>	8
SI		70	<i>-4</i>	25	<i>2</i>	1	<i>0</i>	4
SK		40	<i>-2</i>	50	<i>0</i>	3	<i>1</i>	7
FI		57	<i>-11</i>	35	<i>3</i>	0	<i>0</i>	8
SE		69	<i>1</i>	28	<i>-4</i>	0	<i>0</i>	3

Standard Eurobarometer 96
Public opinion in the European Union
Winter 2021-2022

QB6.5 What is your opinion on each of the following statements? Please tell for each statement, whether you are for it or against it.





























A common energy policy among EU Member States (%)

		For		Against		Refusal (SPONTANEOUS)		Don't know
		Win.21/22	Diff. Win.21/22 - Sp.2021	Win.21/22	Diff. Win.21/22 - Sp.2021	Win.21/22	Diff. Win.21/22 - Sp.2021	Win.21/22
EU27		75	-1	17	0	2	0	6
EURO AREA		78	-1	15	0	1	0	6
NON-EURO AREA		67	-1	26	2	2	0	5
BE		84	-5	12	1	2	2	2
BG		55	-8	29	8	2	-1	14
CZ		58	-3	42	8	0	-1	0
DK		72	-4	26	6	0	-1	2
DE		84	0	11	0	1	0	4
EE		78	-2	22	2	0	0	0
IE		88	1	7	-5	0	0	5
EL		77	-1	20	2	2	1	1
ES		83	0	7	-1	2	1	8
FR		69	-6	19	6	1	0	11
HR		79	5	18	-2	1	0	2
IT		77	4	16	-5	2	-1	5
CY		92	5	4	-3	2	-1	2
LV		72	-2	20	-1	1	1	7
LT		81	-5	12	-2	1	1	6
LU		86	0	11	1	1	0	2
HU		77	-3	19	3	2	1	2
MT		83	0	8	3	1	1	8
NL		83	3	14	-4	1	0	2
AT		63	3	30	-2	2	-1	5
PL		70	2	23	1	2	-1	5
PT		77	4	12	-6	1	1	10
RO		62	2	27	-1	4	0	7
SI		81	-2	14	-1	1	1	4
SK		68	-8	23	6	2	0	7
FI		56	-10	38	4	0	0	6
SE		64	-9	31	5	1	1	4

Standard Eurobarometer 96
Public opinion in the European Union
Winter 2021-2022

QB6.6 What is your opinion on each of the following statements? Please tell for each statement, whether you are for it or against it.





























Further enlargement of the EU to include other countries in future years (%)

		For		Against		Refusal (SPONTANEOUS)		Don't know
		Win.21/22	Diff. Win.21/22 - Sp.2021	Win.21/22	Diff. Win.21/22 - Sp.2021	Win.21/22	Diff. Win.21/22 - Sp.2021	
EU27		47	<i>1</i>	42	<i>-1</i>	3	<i>0</i>	8
EURO AREA		43	<i>1</i>	45	<i>-2</i>	3	<i>0</i>	9
NON-EURO AREA		60	<i>3</i>	31	<i>-2</i>	3	<i>0</i>	6
BE		45	<i>11</i>	51	<i>-15</i>	1	<i>1</i>	3
BG		53	<i>0</i>	24	<i>1</i>	3	<i>-1</i>	20
CZ		57	<i>7</i>	42	<i>-2</i>	0	<i>-2</i>	1
DK		44	<i>7</i>	52	<i>-3</i>	0	<i>-1</i>	4
DE		32	<i>0</i>	58	<i>1</i>	3	<i>0</i>	7
EE		62	<i>7</i>	38	<i>-7</i>	0	<i>0</i>	0
IE		60	<i>2</i>	27	<i>-15</i>	3	<i>3</i>	10
EL		51	<i>1</i>	40	<i>1</i>	4	<i>-1</i>	5
ES		68	<i>1</i>	15	<i>-2</i>	3	<i>0</i>	14
FR		28	<i>-2</i>	60	<i>4</i>	2	<i>0</i>	10
HR		72	<i>3</i>	23	<i>-2</i>	2	<i>0</i>	3
IT		51	<i>0</i>	38	<i>0</i>	3	<i>-1</i>	8
CY		56	<i>2</i>	30	<i>-3</i>	5	<i>0</i>	9
LV		60	<i>2</i>	32	<i>-3</i>	1	<i>0</i>	7
LT		68	<i>-10</i>	19	<i>-3</i>	3	<i>3</i>	10
LU		37	<i>5</i>	60	<i>-1</i>	2	<i>0</i>	1
HU		69	<i>-2</i>	24	<i>3</i>	3	<i>0</i>	4
MT		64	<i>10</i>	25	<i>8</i>	1	<i>-12</i>	10
NL		34	<i>4</i>	58	<i>-9</i>	2	<i>1</i>	6
AT		28	<i>-1</i>	62	<i>1</i>	4	<i>-1</i>	6
PL		67	<i>5</i>	26	<i>0</i>	3	<i>-1</i>	4
PT		59	<i>10</i>	30	<i>-10</i>	2	<i>-1</i>	9
RO		60	<i>1</i>	27	<i>-3</i>	5	<i>2</i>	8
SI		65	<i>-3</i>	29	<i>1</i>	2	<i>1</i>	4
SK		48	<i>-7</i>	39	<i>5</i>	3	<i>0</i>	10
FI		32	<i>3</i>	62	<i>-9</i>	0	<i>0</i>	6
SE		41	<i>5</i>	53	<i>-10</i>	1	<i>1</i>	5

Standard Eurobarometer 96
Public opinion in the European Union
Winter 2021-2022

QB6.7 What is your opinion on each of the following statements? Please tell for each statement, whether you are for it or against it.





























The free movement of EU citizens who can live, work, study and do business anywhere in the EU (%)

		For		Against		Refusal (SPONTANEOUS)		Don't know
		Win.21/22	Diff. Win.21/22 - Sp.2021	Win.21/22	Diff. Win.21/22 - Sp.2021	Win.21/22	Diff. Win.21/22 - Sp.2021	
EU27		85	-1	11	0	1	0	3
EURO AREA		86	-1	10	0	1	0	3
NON-EURO AREA		82	1	14	0	2	0	2
BE		86	-6	12	4	1	1	1
BG		88	1	6	0	2	1	4
CZ		97	7	3	-5	0	0	0
DK		82	1	17	1	0	0	1
DE		91	2	7	-1	1	0	1
EE		96	1	4	-1	0	0	0
IE		92	-5	5	2	1	1	2
EL		92	3	7	-3	1	0	0
ES		90	-5	4	2	1	0	5
FR		80	-5	14	4	0	-1	6
HR		88	1	10	-1	1	0	1
IT		81	5	15	-3	1	-2	3
CY		94	5	3	-4	1	-1	2
LV		95	2	3	-2	0	0	2
LT		93	-1	4	-2	0	0	3
LU		93	1	7	1	0	0	0
HU		84	-3	14	3	1	0	1
MT		90	4	6	2	0	-2	4
NL		88	3	9	-5	1	1	2
AT		74	0	20	0	3	0	3
PL		79	-2	17	3	2	-1	2
PT		91	-2	3	-1	1	0	5
RO		73	1	19	-1	4	2	4
SI		89	-1	9	0	1	1	1
SK		88	-2	8	1	2	1	2
FI		91	1	7	-3	0	0	2
SE		88	6	10	-8	1	1	1

Standard Eurobarometer 96
Public opinion in the European Union
Winter 2021-2022

QB7.1 And what is your opinion on each of the following statements? Please tell for each statement, whether you are for it or against it.





























A common European Asylum system (%)

		For		Against		Refusal (SPONTANEOUS)		Don't know
		Win.21/22	Diff. Win.21/22 - Sp.2021	Win.21/22	Diff. Win.21/22 - Sp.2021	Win.21/22	Diff. Win.21/22 - Sp.2021	Win.21/22
EU27		69	<i>1</i>	22	<i>-1</i>	2	<i>0</i>	7
EURO AREA		72	<i>0</i>	20	<i>0</i>	1	<i>-1</i>	7
NON-EURO AREA		61	<i>5</i>	31	<i>-3</i>	2	<i>0</i>	6
BE		76	<i>-8</i>	20	<i>4</i>	2	<i>2</i>	2
BG		57	<i>0</i>	21	<i>0</i>	3	<i>-1</i>	19
CZ		50	<i>9</i>	50	<i>-5</i>	0	<i>-1</i>	0
DK		63	<i>-5</i>	35	<i>7</i>	0	<i>0</i>	2
DE		80	<i>-3</i>	15	<i>2</i>	2	<i>1</i>	3
EE		57	<i>5</i>	43	<i>-5</i>	0	<i>0</i>	0
IE		78	<i>2</i>	11	<i>-12</i>	1	<i>1</i>	10
EL		80	<i>-3</i>	14	<i>4</i>	2	<i>0</i>	4
ES		78	<i>7</i>	11	<i>-5</i>	2	<i>-1</i>	9
FR		58	<i>-5</i>	26	<i>2</i>	1	<i>0</i>	15
HR		68	<i>5</i>	27	<i>-4</i>	1	<i>0</i>	4
IT		74	<i>5</i>	21	<i>-4</i>	1	<i>0</i>	4
CY		85	<i>3</i>	10	<i>-1</i>	2	<i>0</i>	3
LV		52	<i>2</i>	37	<i>-5</i>	1	<i>0</i>	10
LT		57	<i>-6</i>	30	<i>-7</i>	4	<i>4</i>	9
LU		73	<i>-3</i>	23	<i>3</i>	1	<i>0</i>	3
HU		59	<i>2</i>	36	<i>-3</i>	2	<i>1</i>	3
MT		78	<i>-1</i>	13	<i>6</i>	1	<i>1</i>	8
NL		85	<i>5</i>	12	<i>-7</i>	1	<i>1</i>	2
AT		47	<i>-3</i>	46	<i>3</i>	4	<i>1</i>	3
PL		63	<i>9</i>	29	<i>-3</i>	3	<i>-1</i>	5
PT		74	<i>6</i>	16	<i>-5</i>	1	<i>-1</i>	9
RO		54	<i>0</i>	30	<i>-4</i>	4	<i>2</i>	12
SI		65	<i>-2</i>	28	<i>0</i>	1	<i>0</i>	6
SK		36	<i>-7</i>	50	<i>3</i>	3	<i>1</i>	11
FI		62	<i>-6</i>	32	<i>0</i>	0	<i>0</i>	6
SE		72	<i>-2</i>	24	<i>-2</i>	1	<i>1</i>	3

Standard Eurobarometer 96
Public opinion in the European Union
Winter 2021-2022

QB7.2 And what is your opinion on each of the following statements? Please tell for each statement, whether you are for it or against it.




















A reinforcement of EU external borders with more European border guards and coast guards (%)

		For		Against		Refusal (SPONTANEOUS)		Don't know
		Win.21/22	Diff. Win.21/22 - Sp.2021	Win.21/22	Diff. Win.21/22 - Sp.2021	Win.21/22	Diff. Win.21/22 - Sp.2021	Win.21/22
EU27		71	2	22	-2	1	-1	6
EURO AREA		69	1	23	-2	2	0	6
NON-EURO AREA		76	5	19	-2	1	-2	4
BE		68	0	29	-3	1	1	2
BG		77	-1	10	0	1	-2	12
CZ		87	6	13	-3	0	-1	0
DK		63	2	33	1	1	0	3
DE		71	10	22	-10	2	0	5
EE		87	1	13	-1	0	0	0
IE		71	8	17	-20	2	2	10
EL		90	-2	7	2	2	0	1
ES		64	-2	25	1	2	-1	9
FR		65	-2	26	3	1	-1	8
HR		76	1	20	-1	2	1	2
IT		71	-1	24	1	1	0	4
CY		93	4	4	-2	1	-1	2
LV		73	2	20	-4	1	0	6
LT		82	-5	9	-4	2	2	7
LU		72	11	25	-8	1	0	2
HU		84	-1	11	0	2	0	3
MT		87	-1	7	4	0	0	6
NL		59	-8	34	5	2	1	5
AT		69	-3	26	3	3	1	2
PL		78	10	17	-4	2	-2	3
PT		74	-10	17	7	1	0	8
RO		69	3	22	-3	2	0	7
SI		62	-8	30	4	2	1	6
SK		79	-5	16	5	2	1	3
FI		78	-3	15	-3	0	0	7
SE		62	-4	34	1	1	1	3

Standard Eurobarometer 96
Public opinion in the European Union
Winter 2021-2022

QB8.1 The year 2022 marks the 20th anniversary of the introduction of euro banknotes and coins in the countries then belonging to the Euro area. Would you say that, over this period, the Euro has been very positive, rather positive, rather negative, very negative or neither the one nor the other for...




















The economy of (OUR COUNTRY) (%)

		Very positive	Rather positive	Rather negative	Very negative	Neither the one nor the other	Don't know	Total 'Positive'	Total 'Negative'
EURO AREA		13	40	21	12	9	5	53	33
BE		12	50	22	8	6	2	62	30
DE		24	46	14	4	9	3	70	18
EE		25	53	13	3	6	0	78	16
IE		38	50	5	2	3	2	88	7
EL		4	18	24	31	22	1	22	55
ES		10	39	22	16	9	4	49	38
FR		4	33	27	16	10	10	37	43
IT		7	36	28	19	6	4	43	47
CY		8	39	24	16	11	2	47	40
LV		9	49	20	8	10	4	58	28
LT		7	37	21	11	11	13	44	32
LU		26	49	12	4	6	3	75	16
MT		13	53	21	4	5	4	66	25
NL		26	50	11	4	5	4	76	15
AT		14	41	20	6	14	5	55	26
PT		8	57	20	6	6	3	65	26
SI		21	46	15	9	7	2	67	24
SK		10	37	20	14	13	6	47	34
FI		18	48	15	7	7	5	66	22

Standard Eurobarometer 96
Public opinion in the European Union
Winter 2021-2022

QB8.2 The year 2022 marks the 20th anniversary of the introduction of euro banknotes and coins in the countries then belonging to the Euro area. Would you say that, over this period, the Euro has been very positive, rather positive, rather negative, very negative or neither the one nor the other for...





























The economy of the EU (%)

		Very positive	Rather positive	Rather negative	Very negative	Neither the one nor the other	Don't know	Total 'Positive'	Total 'Negative'
EURO AREA		15	48	14	7	8	8	63	21
BE		15	53	18	5	6	3	68	23
DE		23	48	13	4	8	4	71	17
EE		22	63	7	1	7	0	85	8
IE		37	51	4	1	4	3	88	5
EL		17	39	12	12	15	5	56	24
ES		10	49	12	8	9	12	59	20
FR		6	40	19	11	10	14	46	30
IT		9	49	19	10	6	7	58	29
CY		14	49	14	4	12	7	63	18
LV		12	61	9	3	8	7	73	12
LT		16	51	6	1	8	18	67	7
LU		19	50	18	3	6	4	69	21
MT		16	56	13	2	7	6	72	15
NL		25	54	8	2	5	6	79	10
AT		17	45	13	7	13	5	62	20
PT		12	66	8	4	5	5	78	12
SI		25	51	11	6	5	2	76	17
SK		17	43	12	8	12	8	60	20
FI		21	55	7	2	7	8	76	9

Standard Eurobarometer 96
Public opinion in the European Union
Winter 2021-2022

QC1a.1 Please tell how attached you feel to...












Your city/ town/ village (%)

		Very attached		Fairly attached		Not very attached		Not at all attached		Don't know	Total 'Attached'		Total 'Not attached'	
		Win.21/22	Diff. Win.21/22 - Sp.2021	Win.21/22	Diff. Win.21/22 - Sp.2021	Win.21/22	Diff. Win.21/22 - Sp.2021	Win.21/22	Diff. Win.21/22 - Sp.2021	Win.21/22	Win.21/22	Diff. Win.21/22 - Sp.2021	Win.21/22	Diff. Win.21/22 - Sp.2021
EU27		53	3	36	-2	9	-1	2	0	0	89	1	11	-1
EURO AREA		52	3	37	-1	8	-2	3	0	0	89	2	11	-2
NON-EURO AREA		55	2	35	-2	9	0	1	0	0	90	0	10	0
BE		35	8	46	-3	14	-8	4	2	1	81	5	18	-6
BG		74	2	20	-3	5	1	1	0	0	94	-1	6	1
CZ		29	-4	53	2	16	3	2	-1	0	82	-2	18	2
DK		44	2	38	-2	16	0	2	0	0	82	0	18	0
DE		55	3	36	0	7	-3	2	0	0	91	3	9	-3
EE		24	-3	48	1	25	2	3	0	0	72	-2	28	2
IE		65	24	26	-17	8	-5	1	-2	0	91	7	9	-7
EL		80	0	17	-1	2	1	1	0	0	97	-1	3	1
ES		60	-2	35	1	4	0	1	1	0	95	-1	5	1
FR		40	0	39	3	13	-2	8	0	0	79	3	21	-2
HR		57	-6	34	5	8	1	1	0	0	91	-1	9	1
IT		55	5	39	-4	5	0	1	-1	0	94	1	6	-1
CY		61	-2	31	1	7	2	1	-1	0	92	-1	8	1
CY (tcc)		50	-13	42	17	5	-4	2	-1	1	92	4	7	-5
LV		52	0	32	-4	12	2	4	2	0	84	-4	16	4
LT		53	25	36	-17	9	-6	2	-2	0	89	8	11	-8
LU		35	-4	41	-4	20	7	4	2	0	76	-8	24	9
HU		57	3	37	-1	5	-1	1	-1	0	94	2	6	-2
MT		41	0	37	2	17	-2	5	2	0	78	2	22	0
NL		37	9	38	-6	21	-3	4	0	0	75	3	25	-3
AT		63	3	29	-3	6	-1	2	1	0	92	0	8	0
PL		63	5	31	-6	5	0	1	1	0	94	-1	6	1
PT		50	-13	43	7	6	5	1	1	0	93	-6	7	6
RO		55	-2	33	2	11	0	1	0	0	88	0	12	0
SI		54	5	34	-8	10	2	2	1	0	88	-3	12	3
SK		60	5	34	-4	4	-1	1	0	1	94	1	5	-1
FI		37	9	47	-2	14	-6	2	-1	0	84	7	16	-7
SE		46	7	39	-4	12	-4	3	1	0	85	3	15	-3

Standard Eurobarometer 96
Public opinion in the European Union
Winter 2021-2022





























QC1a.1 Please tell how attached you feel to...

Your city/ town/ village (%)

		Very attached		Fairly attached		Not very attached		Not at all attached		Don't know	Total 'Attached'		Total 'Not attached'	
		Win.21/22	Diff. Win.21/22 - Sp.2021	Win.21/22	Diff. Win.21/22 - Sp.2021	Win.21/22	Diff. Win.21/22 - Sp.2021	Win.21/22	Diff. Win.21/22 - Sp.2021	Win.21/22	Win.21/22	Diff. Win.21/22 - Sp.2021	Win.21/22	Diff. Win.21/22 - Sp.2021
EU27		53	3	36	-2	9	-1	2	0	0	89	1	11	-1
EURO AREA		52	3	37	-1	8	-2	3	0	0	89	2	11	-2
NON-EURO AREA		55	2	35	-2	9	0	1	0	0	90	0	10	0
AL		64	-9	25	5	10	5	1	-1	0	89	-4	11	4
MK		58	-6	34	3	5	1	3	2	0	92	-3	8	3
ME		68	-4	27	6	2	-2	3	0	0	95	2	5	-2
RS		57	0	31	2	10	-1	1	-2	1	88	2	11	-3
TR		47	-13	32	0	16	9	4	3	1	79	-13	20	12
BA		44	-7	46	13	9	-6	1	0	0	90	6	10	-6
CH		41	2	44	-2	13	-1	2	1	0	85	0	15	0
IS		31	-1	43	-2	21	2	5	1	0	74	-3	26	3
NO		36	-1	41	0	20	1	3	0	0	77	-1	23	1
UK		34	4	44	-5	18	1	4	0	0	78	-1	22	1
XK		76	-3	17	1	6	3	1	0	0	93	-2	7	3

Standard Eurobarometer 96
Public opinion in the European Union
Winter 2021-2022












QC1a.2 Please tell how attached you feel to...
(OUR COUNTRY) (%)

		Very attached		Fairly attached		Not very attached		Not at all attached		Don't know	Total 'Attached'		Total 'Not attached'	
		Win.21/22	Diff. Win.21/22 - Sp.2021	Win.21/22	Diff. Win.21/22 - Sp.2021	Win.21/22	Diff. Win.21/22 - Sp.2021	Win.21/22	Diff. Win.21/22 - Sp.2021	Win.21/22	Win.21/22	Diff. Win.21/22 - Sp.2021	Win.21/22	Diff. Win.21/22 - Sp.2021
EU27		55	1	36	-2	7	0	2	1	0	91	-1	9	1
EURO AREA		54	1	37	-1	7	0	2	0	0	91	0	9	0
NON-EURO AREA		60	2	33	-2	6	0	1	0	0	93	0	7	0
BE		33	5	46	-3	16	-4	4	1	1	79	2	20	-3
BG		75	3	20	-4	4	1	1	0	0	95	-1	5	1
CZ		38	-2	51	2	9	0	2	0	0	89	0	11	0
DK		82	3	16	-2	2	-1	0	0	0	98	1	2	-1
DE		52	1	38	-2	8	1	1	-1	1	90	-1	9	0
EE		53	4	38	-3	8	-1	1	0	0	91	1	9	-1
IE		72	11	24	-7	4	-2	0	-2	0	96	4	4	-4
EL		83	3	17	0	0	-2	0	-1	0	100	3	0	-3
ES		46	-3	41	2	10	1	3	0	0	87	-1	13	1
FR		57	0	36	0	5	0	2	0	0	93	0	7	0
HR		52	-8	37	6	10	2	1	0	0	89	-2	11	2
IT		54	3	39	-3	5	-1	2	1	0	93	0	7	0
CY		69	1	27	-1	3	-1	1	1	0	96	0	4	0
CY (tcc)*		43	-21	48	24	5	-4	3	0	1	91	3	8	-4
LV		57	2	28	-3	10	0	5	1	0	85	-1	15	1
LT		59	15	33	-9	7	-4	1	-2	0	92	6	8	-6
LU		45	-7	43	5	9	0	3	2	0	88	-2	12	2
HU		59	0	35	0	5	0	1	0	0	94	0	6	0
MT		57	1	30	-4	10	2	3	2	0	87	-3	13	4
NL		47	6	39	-4	12	-2	2	0	0	86	2	14	-2
AT		66	2	28	-1	4	-2	2	1	0	94	1	6	-1
PL		64	6	31	-6	4	0	1	0	0	95	0	5	0
PT		55	-10	42	8	3	2	0	0	0	97	-2	3	2
RO		52	-4	37	3	10	2	1	-1	0	89	-1	11	1
SI		58	6	33	-8	8	2	1	0	0	91	-2	9	2
SK		57	1	37	-3	4	1	1	0	1	94	-2	5	1
FI		61	3	34	-1	4	-2	1	0	0	95	2	5	-2
SE		65	9	29	-9	5	-1	1	1	0	94	0	6	0

*CY (tcc): Our Community





























Standard Eurobarometer 96
Public opinion in the European Union
Winter 2021-2022

QC1a.2 Please tell how attached you feel to...
(OUR COUNTRY) (%)

		Very attached		Fairly attached		Not very attached		Not at all attached		Don't know	Total 'Attached'		Total 'Not attached'	
		Win.21/22	Diff. Win.21/22 - Sp.2021	Win.21/22	Diff. Win.21/22 - Sp.2021	Win.21/22	Diff. Win.21/22 - Sp.2021	Win.21/22	Diff. Win.21/22 - Sp.2021	Win.21/22	Win.21/22	Diff. Win.21/22 - Sp.2021	Win.21/22	Diff. Win.21/22 - Sp.2021
EU27		55	1	36	-2	7	0	2	1	0	91	-1	9	1
EURO AREA		54	1	37	-1	7	0	2	0	0	91	0	9	0
NON-EURO AREA		60	2	33	-2	6	0	1	0	0	93	0	7	0
AL		60	-10	28	9	9	0	2	0	1	88	-1	11	0
MK		52	-1	35	1	9	-1	4	1	0	87	0	13	0
ME		63	-8	28	7	5	0	4	1	0	91	-1	9	1
RS		50	-5	38	7	10	-1	2	-1	0	88	2	12	-2
TR		51	-12	32	4	13	6	4	2	0	83	-8	17	8
BA		29	-12	46	10	20	0	5	2	0	75	-2	25	2
CH		64	4	31	-4	4	0	1	0	0	95	0	5	0
IS		57	-1	35	-1	6	1	2	1	0	92	-2	8	2
NO		65	0	30	0	4	0	1	0	0	95	0	5	0
UK		40	1	41	-3	15	2	4	0	0	81	-2	19	2
XK		58	-9	31	5	9	4	1	0	1	89	-4	10	4












Standard Eurobarometer 96
Public opinion in the European Union
Winter 2021-2022

QC1a.3 Please tell how attached you feel to...
The European Union (%)

		Very attached		Fairly attached		Not very attached		Not at all attached		Don't know	Total 'Attached'		Total 'Not attached'	
		Win.21/22	Diff. Win.21/22 - Sp.2021	Win.21/22	Diff. Win.21/22 - Sp.2021	Win.21/22	Diff. Win.21/22 - Sp.2021	Win.21/22	Diff. Win.21/22 - Sp.2021	Win.21/22	Win.21/22	Diff. Win.21/22 - Sp.2021	Win.21/22	Diff. Win.21/22 - Sp.2021
EU27		15	0	43	1	29	-2	11	0	2	58	1	40	-2
EURO AREA		14	0	43	1	30	-1	11	-1	2	57	1	41	-2
NON-EURO AREA		18	2	46	1	26	-2	9	0	1	64	3	35	-2
BE		14	1	42	-1	35	0	7	-2	2	56	0	42	-2
BG		14	-3	39	1	25	1	19	2	3	53	-2	44	3
CZ		7	-1	47	10	31	-4	15	-4	0	54	9	46	-8
DK		12	-2	48	3	32	1	8	-1	0	60	1	40	0
DE		19	-1	45	0	26	2	7	-2	3	64	-1	33	0
EE		8	-1	43	2	41	0	8	-1	0	51	1	49	-1
IE		24	4	42	-7	27	2	5	-1	2	66	-3	32	1
EL		4	-1	36	12	39	-6	21	-5	0	40	11	60	-11
ES		15	2	46	1	30	-3	8	0	1	61	3	38	-3
FR		13	-3	43	3	28	1	14	-1	2	56	0	42	0
HR		18	0	41	1	30	0	10	-1	1	59	1	40	-1
IT		10	1	42	2	33	-4	14	0	1	52	3	47	-4
CY		10	0	42	0	39	4	9	-4	0	52	0	48	0
CY (tcc)		11	3	27	20	29	18	26	-32	7	38	23	55	-14
LV		23	0	45	3	22	-2	9	-1	1	68	3	31	-3
LT		17	5	42	-2	28	-4	10	-2	3	59	3	38	-6
LU		21	-3	48	1	23	1	7	1	1	69	-2	30	2
HU		23	1	47	2	23	-2	6	-1	1	70	3	29	-3
MT		19	5	40	-6	28	-1	12	4	1	59	-1	40	3
NL		9	1	38	7	36	-9	16	0	1	47	8	52	-9
AT		17	0	31	-2	34	3	16	-1	2	48	-2	50	2
PL		24	5	51	-2	18	-4	6	2	1	75	3	24	-2
PT		13	2	50	-2	29	1	7	-2	1	63	0	36	-1
RO		18	0	42	-1	30	1	8	0	2	60	-1	38	1
SI		19	2	41	-3	30	-2	9	2	1	60	-1	39	0
SK		22	5	41	-1	27	-3	8	-1	2	63	4	35	-4
FI		5	-1	37	5	43	-2	14	-3	1	42	4	57	-5
SE		9	3	39	6	38	-7	12	-4	2	48	9	50	-11





























Standard Eurobarometer 96
Public opinion in the European Union
Winter 2021-2022

QC1a.3 Please tell how attached you feel to...
The European Union (%)

		Very attached		Fairly attached		Not very attached		Not at all attached		Don't know	Total 'Attached'		Total 'Not attached'	
		Win.21/22	Diff. Win.21/22 - Sp.2021	Win.21/22	Diff. Win.21/22 - Sp.2021	Win.21/22	Diff. Win.21/22 - Sp.2021	Win.21/22	Diff. Win.21/22 - Sp.2021	Win.21/22	Win.21/22	Diff. Win.21/22 - Sp.2021	Win.21/22	Diff. Win.21/22 - Sp.2021
EU27		15	0	43	1	29	-2	11	0	2	58	1	40	-2
EURO AREA		14	0	43	1	30	-1	11	-1	2	57	1	41	-2
NON-EURO AREA		18	2	46	1	26	-2	9	0	1	64	3	35	-2
AL		18	4	34	1	33	6	15	-10	0	52	5	48	-4
MK		13	-3	35	-7	30	4	20	5	2	48	-10	50	9
ME		12	5	36	7	24	-16	28	5	0	48	12	52	-11
RS		3	-2	15	2	39	3	41	-4	2	18	0	80	-1
TR		6	-1	25	-2	32	-2	30	2	7	31	-3	62	0
BA		4	-9	23	-5	49	9	22	4	2	27	-14	71	13
CH		3	1	19	1	45	-7	33	5	0	22	2	78	-2
IS		1	-1	17	3	47	-2	35	0	0	18	2	82	-2
NO		1	-2	18	-2	47	-2	34	6	0	19	-4	81	4
UK		10	3	25	-1	38	-4	27	2	0	35	2	65	-2
XK		16	-5	30	3	32	4	17	-3	5	46	-2	49	1












Standard Eurobarometer 96
Public opinion in the European Union
Winter 2021-2022

QC1a.4 Please tell how attached you feel to...
Europe (%)

		Very attached		Fairly attached		Not very attached		Not at all attached		Don't know	Total 'Attached'		Total 'Not attached'	
		Win.21/22	Diff. Win.21/22 - Sp.2021	Win.21/22	Diff. Win.21/22 - Sp.2021	Win.21/22	Diff. Win.21/22 - Sp.2021	Win.21/22	Diff. Win.21/22 - Sp.2021	Win.21/22	Win.21/22	Diff. Win.21/22 - Sp.2021	Win.21/22	Diff. Win.21/22 - Sp.2021
EU27		19	1	48	1	24	-2	8	0	1	67	2	32	-2
EURO AREA		17	0	48	2	25	-2	9	0	1	65	2	34	-2
NON-EURO AREA		23	3	51	0	19	-3	6	0	1	74	3	25	-3
BE		17	0	48	-3	28	3	5	-2	2	65	-3	33	1
BG		18	-2	42	2	22	-1	15	1	3	60	0	37	0
CZ		19	2	58	8	17	-7	6	-2	0	77	10	23	-9
DK		27	1	55	2	15	-2	3	0	0	82	3	18	-2
DE		24	-1	50	1	19	1	5	-1	2	74	0	24	0
EE		15	1	45	1	34	0	6	-2	0	60	2	40	-2
IE		24	-2	44	-9	27	9	4	1	1	68	-11	31	10
EL		7	-1	42	9	34	-4	17	-4	0	49	8	51	-8
ES		15	1	47	2	29	-3	7	-1	2	62	3	36	-4
FR		15	-3	48	6	24	-2	11	-1	2	63	3	35	-3
HR		19	0	42	1	27	-2	11	1	1	61	1	38	-1
IT		11	1	44	0	32	-1	12	-1	1	55	1	44	-2
CY		10	0	42	0	39	5	8	-6	1	52	0	47	-1
CY (tcc)		9	1	27	20	30	19	27	-31	7	36	21	57	-12
LV		30	1	43	3	18	-3	8	-1	1	73	4	26	-4
LT		20	4	47	-2	24	-1	7	-3	2	67	2	31	-4
LU		26	-1	52	1	17	0	4	0	1	78	0	21	0
HU		34	3	48	-3	15	0	3	0	0	82	0	18	0
MT		28	8	45	-4	17	-6	9	4	1	73	4	26	-2
NL		18	6	51	8	24	-13	6	-2	1	69	14	30	-15
AT		22	1	46	2	24	-2	7	-1	1	68	3	31	-3
PL		24	6	54	-4	17	-2	4	0	1	78	2	21	-2
PT		15	7	51	-5	27	0	6	-2	1	66	2	33	-2
RO		18	-1	43	2	31	2	6	-3	2	61	1	37	-1
SI		23	4	47	-3	23	-3	6	1	1	70	1	29	-2
SK		27	7	48	-1	18	-6	5	0	2	75	6	23	-6
FI		18	2	54	2	21	-5	6	0	1	72	4	27	-5
SE		25	7	56	2	14	-8	5	-1	0	81	9	19	-9

Standard Eurobarometer 96
Public opinion in the European Union
Winter 2021-2022





























QC1a.4 Please tell how attached you feel to...
Europe (%)

		Very attached		Fairly attached		Not very attached		Not at all attached		Don't know	Total 'Attached'		Total 'Not attached'	
		Win.21/22	Diff. Win.21/22 - Sp.2021	Win.21/22	Diff. Win.21/22 - Sp.2021	Win.21/22	Diff. Win.21/22 - Sp.2021	Win.21/22	Diff. Win.21/22 - Sp.2021	Win.21/22	Win.21/22	Diff. Win.21/22 - Sp.2021	Win.21/22	Diff. Win.21/22 - Sp.2021
EU27		19	1	48	1	24	-2	8	0	1	67	2	32	-2
EURO AREA		17	0	48	2	25	-2	9	0	1	65	2	34	-2
NON-EURO AREA		23	3	51	0	19	-3	6	0	1	74	3	25	-3
AL		18	4	38	2	31	0	12	-7	1	56	6	43	-7
MK		14	-5	41	-3	24	1	19	6	2	55	-8	43	7
ME		11	5	29	1	29	-13	31	8	0	40	6	60	-5
RS		4	-3	22	4	39	1	33	-3	2	26	1	72	-2
TR		5	-1	21	-1	34	-6	33	4	7	26	-2	67	-2
BA		5	-10	30	-4	44	10	18	2	3	35	-14	62	12
CH		18	0	50	-2	25	2	7	0	0	68	-2	32	2
IS		10	-3	46	0	35	4	9	0	0	56	-3	44	4
NO		12	-1	43	-5	38	4	7	2	0	55	-6	45	6
UK		15	-1	37	-1	30	-1	18	3	0	52	-2	48	2
XK		18	-6	28	2	30	4	19	-1	5	46	-4	49	3

Standard Eurobarometer 96
Public opinion in the European Union
Winter 2021-2022

QC2.1 For each of the following statements, please tell to what extent it corresponds or not to your own opinion.





























You feel you are a citizen of the EU (%)

		Yes, definitely		Yes, to some extent		No, not really		No, definitely not		Don't know	Total 'Yes'		Total 'No'	
		Win.21/22	Diff. Win.21/22 - Sp.2021	Win.21/22	Diff. Win.21/22 - Sp.2021	Win.21/22	Diff. Win.21/22 - Sp.2021	Win.21/22	Diff. Win.21/22 - Sp.2021		Win.21/22	Diff. Win.21/22 - Sp.2021	Win.21/22	Diff. Win.21/22 - Sp.2021
EU27		30	-1	41	0	20	1	8	0	1	71	-1	28	1
EURO AREA		30	-2	41	1	20	1	8	0	1	71	-1	28	1
NON-EURO AREA		29	1	44	-1	18	-1	8	1	1	73	0	26	0
BE		30	-6	47	6	19	-2	3	1	1	77	0	22	-1
BG		16	-2	36	-1	25	0	21	3	2	52	-3	46	3
CZ		38	11	36	-4	16	-5	10	-2	0	74	7	26	-7
DK		35	-1	42	2	18	2	4	-3	1	77	1	22	-1
DE		43	-6	39	4	12	1	5	1	1	82	-2	17	2
EE		40	1	42	-1	14	0	4	0	0	82	0	18	0
IE		47	-4	37	0	13	4	2	-1	1	84	-4	15	3
EL		19	4	38	2	28	-2	15	-4	0	57	6	43	-6
ES		38	-1	43	-1	15	1	4	1	0	81	-2	19	2
FR		20	-4	36	-1	26	4	16	1	2	56	-5	42	5
HR		21	-5	50	6	23	2	5	-3	1	71	1	28	-1
IT		17	-1	43	2	30	1	10	-2	0	60	1	40	-1
CY		24	1	48	0	24	1	4	-2	0	72	1	28	-1
LV		31	2	40	-1	21	-1	7	-1	1	71	1	28	-2
LT		32	-3	44	-1	17	4	6	-1	1	76	-4	23	3
LU		42	-10	42	6	13	5	3	0	0	84	-4	16	5
HU		28	-4	53	7	15	-1	3	-2	1	81	3	18	-3
MT		36	11	45	-13	15	5	4	0	0	81	-2	19	5
NL		30	4	44	1	18	-5	8	0	0	74	5	26	-5
AT		28	-1	48	2	17	0	7	0	0	76	1	24	0
PL		32	2	47	-4	13	-1	6	2	2	79	-2	19	1
PT		38	12	47	-11	11	0	4	-1	0	85	1	15	-1
RO		22	-2	39	-5	27	3	11	4	1	61	-7	38	7
SI		34	0	43	-4	16	1	7	3	0	77	-4	23	4
SK		33	1	43	-2	17	2	6	0	1	76	-1	23	2
FI		30	4	45	0	18	-4	7	0	0	75	4	25	-4
SE		33	8	38	-3	20	-4	9	-1	0	71	5	29	-5

Standard Eurobarometer 96
Public opinion in the European Union
Winter 2021-2022

QC2.2 For each of the following statements, please tell to what extent it corresponds or not to your own opinion.





























You know what your rights are as a citizen of the EU (%)

		Yes, definitely		Yes, to some extent		No, not really		No, definitely not		Don't know	Total 'Yes'		Total 'No'	
		Win.21/22	Diff. Win.21/22 - Sp.2021	Win.21/22	Diff. Win.21/22 - Sp.2021	Win.21/22	Diff. Win.21/22 - Sp.2021	Win.21/22	Diff. Win.21/22 - Sp.2021	Win.21/22	Win.21/22	Diff. Win.21/22 - Sp.2021	Win.21/22	Diff. Win.21/22 - Sp.2021
EU27		14	1	42	1	31	-1	12	-1	1	56	2	43	-2
EURO AREA		13	1	41	0	32	-1	13	0	1	54	1	45	-1
NON-EURO AREA		16	0	47	4	27	-3	9	-1	1	63	4	36	-4
BE		14	2	40	-6	39	1	6	2	1	54	-4	45	3
BG		8	-2	32	2	36	2	23	-1	1	40	0	59	1
CZ		13	4	59	14	26	-10	2	-7	0	72	18	28	-17
DK		13	1	54	7	26	-6	6	-2	1	67	8	32	-8
DE		19	0	51	0	21	-1	8	1	1	70	0	29	0
EE		14	6	57	2	27	-6	2	-2	0	71	8	29	-8
IE		31	16	41	-17	21	-4	6	4	1	72	-1	27	0
EL		6	0	41	5	37	0	16	-5	0	47	5	53	-5
ES		15	4	44	-2	30	-1	10	-2	1	59	2	40	-3
FR		8	1	29	2	40	1	22	-4	1	37	3	62	-3
HR		11	-4	40	6	38	3	11	-4	0	51	2	49	-1
IT		9	-2	28	-2	44	2	18	2	1	37	-4	62	4
CY		10	1	55	4	28	-5	7	0	0	65	5	35	-5
LV		13	1	44	5	33	-4	9	-3	1	57	6	42	-7
LT		17	3	50	-2	27	-1	6	0	0	67	1	33	-1
LU		21	4	55	4	22	-6	2	-1	0	76	8	24	-7
HU		18	-1	39	0	35	3	8	-2	0	57	-1	43	1
MT		12	4	50	-4	31	2	7	1	0	62	0	38	3
NL		13	3	50	4	29	-8	7	0	1	63	7	36	-8
AT		19	0	47	2	25	-2	7	-1	2	66	2	32	-3
PL		21	0	49	1	20	-3	7	1	3	70	1	27	-2
PT		13	5	49	7	27	-7	10	-6	1	62	12	37	-13
RO		13	-4	44	6	31	2	11	-4	1	57	2	42	-2
SI		14	0	53	4	27	-5	6	1	0	67	4	33	-4
SK		17	2	42	-1	30	-1	10	1	1	59	1	40	0
FI		16	9	57	1	22	-12	4	1	1	73	10	26	-11
SE		16	8	51	3	27	-12	6	1	0	67	11	33	-11

Standard Eurobarometer 96
Public opinion in the European Union
Winter 2021-2022





























QC2.3 For each of the following statements, please tell to what extent it corresponds or not to your own opinion.

You would like to know more about your rights as a citizen of the EU (%)

		Yes, definitely		Yes, to some extent		No, not really		No, definitely not		Don't know	Total 'Yes'		Total 'No'	
		Win.21/22	Diff. Win.21/22 - Sp.2021	Win.21/22	Diff. Win.21/22 - Sp.2021	Win.21/22	Diff. Win.21/22 - Sp.2021	Win.21/22	Diff. Win.21/22 - Sp.2021	Win.21/22	Win.21/22	Diff. Win.21/22 - Sp.2021	Win.21/22	Diff. Win.21/22 - Sp.2021
EU27		25	-5	42	2	21	1	10	2	2	67	-3	31	3
EURO AREA		25	-5	41	1	21	1	11	3	2	66	-4	32	4
NON-EURO AREA		26	-1	43	0	21	1	8	0	2	69	-1	29	1
BE		27	-7	46	-4	23	8	3	2	1	73	-11	26	10
BG		29	-7	44	5	11	2	10	0	6	73	-2	21	2
CZ		37	2	47	6	13	-3	3	-3	0	84	8	16	-6
DK		24	-2	39	-2	28	4	8	0	1	63	-4	36	4
DE		21	-8	38	5	22	-3	16	7	3	59	-3	38	4
EE		35	-9	43	0	21	9	1	0	0	78	-9	22	9
IE		34	-14	38	-4	22	12	4	4	2	72	-18	26	16
EL		39	-2	35	0	20	4	6	-2	0	74	-2	26	2
ES		30	-8	41	4	22	3	6	0	1	71	-4	28	3
FR		23	-7	44	3	18	3	14	1	1	67	-4	32	4
HR		28	-5	41	3	24	4	6	0	1	69	-2	30	4
IT		26	-2	47	2	17	0	9	0	1	73	0	26	0
CY		75	3	19	-4	5	0	1	1	0	94	-1	6	1
LV		34	-6	41	1	20	6	4	-1	1	75	-5	24	5
LT		23	-22	44	0	24	15	8	6	1	67	-22	32	21
LU		35	-9	46	7	17	4	2	0	0	81	-2	19	4
HU		20	-9	47	5	24	4	8	0	1	67	-4	32	4
MT		43	-1	41	-1	11	3	4	1	1	84	-2	15	4
NL		23	2	33	-10	34	2	9	5	1	56	-8	43	7
AT		24	-2	37	3	29	0	7	0	3	61	1	36	0
PL		24	2	45	0	21	0	8	-2	2	69	2	29	-2
PT		33	12	45	-5	14	-9	7	2	1	78	7	21	-7
RO		27	-5	42	3	22	1	7	0	2	69	-2	29	1
SI		28	-5	38	-3	25	5	8	2	1	66	-8	33	7
SK		34	-6	40	2	16	3	8	3	2	74	-4	24	6
FI		14	-2	43	-15	36	12	6	4	1	57	-17	42	16
SE		29	5	36	-15	25	3	9	6	1	65	-10	34	9





























Standard Eurobarometer 96
Public opinion in the European Union
Winter 2021-2022

QC3a Which of the following do you think is the most positive result of the EU? Firstly?
 (%)

		Peace among the Member States of the EU		The free movement of people, goods and services within the EU		The euro		Solidarity among Member States of the EU		Education exchange programmes such as ERASMUS		The Common Agricultural Policy		The economic power of the EU	
		Win.21/22	Diff: Win.21/22 - Sp.2021	Win.21/22	Diff: Win.21/22 - Sp.2021	Win.21/22	Diff: Win.21/22 - Sp.2021	Win.21/22	Diff: Win.21/22 - Sp.2021	Win.21/22	Diff: Win.21/22 - Sp.2021	Win.21/22	Diff: Win.21/22 - Sp.2021	Win.21/22	Diff: Win.21/22 - Sp.2021
EU27		28	0	25	2	7	-1	6	0	5	0	2	0	6	-2
EURO AREA		29	-2	23	2	8	-2	6	1	5	0	2	1	6	-1
NON-EURO AREA		21	1	32	2	3	1	6	0	5	-1	4	-1	8	-1
BE		21	-10	24	5	16	1	6	1	5	2	2	2	4	0
BG		15	-3	39	-1	2	-1	5	-3	4	-1	2	0	11	3
CZ		25	-4	49	9	0	-2	5	1	6	1	1	0	5	-1
DK		36	1	23	-1	1	-1	5	-1	3	0	3	2	4	1
DE		44	-1	22	4	7	-3	5	1	4	0	1	0	3	-2
EE		22	-2	42	2	9	-2	4	1	5	1	1	0	5	0
IE		18	-14	35	-1	14	7	7	2	2	1	3	0	5	0
EL		25	2	29	3	3	-3	7	0	6	0	2	0	9	-3
ES		19	2	26	-1	9	-1	5	-1	3	-1	3	2	10	-1
FR		37	-3	13	1	9	-2	4	-2	9	1	2	1	3	0
HR		17	-2	32	0	3	0	10	0	7	-1	3	1	8	-2
IT		18	-1	17	0	10	0	10	2	7	1	3	1	9	-2
CY		27	1	32	0	4	-3	10	3	7	2	1	-1	4	-2
LV		22	2	39	2	8	-2	2	-1	10	0	2	1	4	-2
LT		25	8	47	13	2	-7	4	-2	3	0	2	1	4	-2
LU		28	-11	28	6	19	5	7	2	4	-1	0	0	2	-1
HU		13	-4	32	4	5	0	6	-1	7	0	4	0	8	-2
MT		14	1	20	-1	12	-5	8	-3	9	0	0	-1	9	2
NL		31	2	36	5	6	-7	5	1	2	0	1	0	2	-2
AT		25	-2	21	5	8	-1	6	0	3	-1	3	-1	8	-1
PL		19	1	28	1	3	1	6	-1	3	-2	6	-2	10	-1
PT		10	0	44	8	9	4	6	3	5	-4	1	1	8	-5
RO		12	0	29	4	3	0	8	3	7	0	6	-1	12	0
SI		29	2	29	5	9	-7	3	-1	7	1	1	1	7	-1
SK		17	-4	36	3	10	-3	7	1	9	2	2	0	4	-1
FI		31	-2	35	2	11	-4	2	-1	3	1	0	0	1	-1
SE		40	4	30	-3	1	0	4	-1	6	2	1	0	1	0





























Standard Eurobarometer 96
Public opinion in the European Union
Winter 2021-2022

QC3a Which of the following do you think is the most positive result of the EU? Firstly?
 (%)

		The political and diplomatic influence of the EU in the rest of the world		The level of social welfare (healthcare, education, pensions) in the EU		The protection of the environment		Care for human well-being		Other (SPONTANEOUS)		None (SPONTANEOUS)		Don't know
		Win.21/22	Diff. Win.21/22 - Sp.2021	Win.21/22	Diff. Win.21/22 - Sp.2021	Win.21/22	Diff. Win.21/22 - Sp.2021	Win.21/22	Diff. Win.21/22 - Sp.2021	Win.21/22	Diff. Win.21/22 - Sp.2021	Win.21/22	Diff. Win.21/22 - Sp.2021	
EU27		6	0	5	0	3	0	3	0	0	0	2	0	2
EURO AREA		6	0	5	0	3	0	3	0	0	0	2	0	2
NON-EURO AREA		6	-1	6	0	3	0	4	0	0	0	1	0	1
BE		4	-1	7	0	3	0	6	0	0	0	1	0	1
BG		5	1	6	2	2	0	3	1	1	1	3	1	2
CZ		3	-1	2	0	2	-2	2	-1	0	0	0	0	0
DK		8	0	7	1	6	1	3	-2	0	0	1	0	0
DE		5	0	3	1	1	-1	3	0	0	0	2	1	0
EE		4	1	4	-1	1	0	3	0	0	0	0	0	0
IE		5	2	5	2	2	1	4	0	0	0	0	0	0
EL		10	2	2	0	2	1	1	0	0	0	4	-1	0
ES		8	1	6	-4	3	2	2	0	0	0	2	1	4
FR		3	1	6	0	4	0	1	-1	1	1	5	3	3
HR		5	0	9	3	1	0	4	0	0	0	0	0	1
IT		9	-1	5	-2	3	0	4	2	0	0	3	0	2
CY		4	1	4	-1	4	2	1	-2	0	0	2	0	0
LV		1	-1	5	1	2	1	3	-1	0	0	1	0	1
LT		3	-2	4	-4	1	-2	3	-5	0	0	1	1	1
LU		3	1	4	0	2	-1	2	0	0	0	1	1	0
HU		7	1	7	1	4	1	5	0	0	0	1	0	1
MT		4	1	9	3	6	0	5	1	1	1	1	0	2
NL		7	1	3	1	2	-1	4	-1	0	0	0	0	1
AT		8	2	8	0	4	0	2	-1	0	0	3	-1	1
PL		7	1	7	0	4	0	5	2	0	0	1	0	1
PT		4	-1	7	-1	1	-1	2	-2	0	0	2	0	1
RO		7	-2	7	-4	2	-1	3	0	0	0	2	1	2
SI		1	-2	4	0	2	-1	4	1	0	-1	3	2	1
SK		3	1	4	-1	1	0	3	0	0	0	3	1	1
FI		4	0	5	3	2	-1	4	1	0	0	1	1	1
SE		8	1	2	-1	4	0	2	-2	0	0	1	1	0





























Standard Eurobarometer 96
Public opinion in the European Union
Winter 2021-2022

QC3T Which of the following do you think is the most positive result of the EU? Firstly? And then?
 (%)
 (MAX. 3 ANSWERS)

		Peace among the Member States of the EU		The free movement of people, goods and services within the EU		The euro		Solidarity among Member States of the EU		Education exchange programmes such as ERASMUS		The Common Agricultural Policy		The economic power of the EU	
		Win.21/22	Diff. Win.21/22 - Sp.2021	Win.21/22	Diff. Win.21/22 - Sp.2021	Win.21/22	Diff. Win.21/22 - Sp.2021	Win.21/22	Diff. Win.21/22 - Sp.2021	Win.21/22	Diff. Win.21/22 - Sp.2021	Win.21/22	Diff. Win.21/22 - Sp.2021	Win.21/22	Diff. Win.21/22 - Sp.2021
EU27		47	0	53	2	22	-1	22	0	19	0	9	0	21	-2
EURO AREA		49	-1	52	2	25	-3	21	0	19	1	7	0	20	-2
NON-EURO AREA		40	1	56	2	9	0	25	0	21	-1	14	-2	24	-2
BE		43	-6	48	0	35	-5	21	1	17	4	7	3	15	3
BG		36	-1	63	-3	9	-3	23	-6	17	-5	9	1	27	-1
CZ		50	0	78	11	5	-2	20	0	25	0	2	-3	23	-1
DK		54	-5	51	0	5	0	20	0	14	0	11	5	13	2
DE		65	-2	59	5	30	1	21	-1	14	-2	5	0	20	0
EE		42	-3	73	2	35	-6	15	5	22	1	5	1	19	1
IE		40	-12	64	-4	36	7	28	9	17	6	12	-1	18	1
EL		54	0	62	7	11	-5	23	1	20	1	7	1	30	-8
ES		39	2	52	0	20	-1	19	0	14	-1	8	4	29	-4
FR		54	-1	36	-4	24	-7	15	-1	25	0	10	1	11	-1
HR		34	-7	62	-1	13	3	28	-5	26	-3	12	1	29	-5
IT		35	-2	46	4	23	0	29	2	24	3	8	-3	25	-1
CY		52	4	60	3	16	2	30	-2	32	2	8	-1	15	0
LV		41	1	66	4	28	-4	13	1	35	2	5	-1	15	-6
LT		50	14	76	16	8	-16	20	-2	23	8	8	1	18	-11
LU		54	-5	56	0	44	1	22	6	18	0	4	0	15	3
HU		28	-5	56	-1	14	2	20	-3	28	1	14	0	24	-3
MT		33	3	47	0	25	-8	22	-4	23	-5	4	-3	23	0
NL		51	4	65	8	26	-15	21	3	11	3	5	-1	16	3
AT		46	0	52	10	23	-5	23	1	15	0	9	-1	24	-3
PL		39	4	53	2	8	1	28	-1	17	-2	19	-4	27	-4
PT		29	4	72	10	28	5	22	1	20	-4	3	-1	23	-9
RO		25	-3	46	3	14	0	25	1	27	0	19	-2	29	0
SI		49	0	55	1	33	-10	17	0	24	3	7	3	28	1
SK		38	-3	67	1	27	-10	21	4	30	-1	11	1	18	-2
FI		54	-3	61	-1	36	-1	12	1	14	4	3	1	6	-5
SE		66	5	61	0	6	1	23	2	23	3	4	-1	9	-1

Standard Eurobarometer 96
Public opinion in the European Union
Winter 2021-2022

QC3T Which of the following do you think is the most positive result of the EU? Firstly? And then?
 (%)
 (MAX. 3 ANSWERS)





























		The political and diplomatic influence of the EU in the rest of the world		The level of social welfare (healthcare, education, pensions) in the EU		The protection of the environment		Care for human well-being		Other (SPONTANEOUS)		None (SPONTANEOUS)		Don't know
		Win.21/22	Diff. Win.21/22 - Sp.2021	Win.21/22	Diff. Win.21/22 - Sp.2021	Win.21/22	Diff. Win.21/22 - Sp.2021	Win.21/22	Diff. Win.21/22 - Sp.2021	Win.21/22	Diff. Win.21/22 - Sp.2021	Win.21/22	Diff. Win.21/22 - Sp.2021	
EU27		19	0	17	-1	14	0	11	0	0	0	4	1	3
EURO AREA		19	0	16	-1	14	0	10	-1	0	0	5	1	3
NON-EURO AREA		22	0	21	0	14	-1	12	0	0	0	2	1	2
BE		14	-1	20	-2	17	1	18	1	1	1	2	1	1
BG		17	0	20	5	10	3	13	2	0	0	5	2	5
CZ		21	4	12	-3	13	-5	13	-1	0	0	1	0	0
DK		27	-1	25	4	25	0	12	-4	1	1	1	0	1
DE		19	1	12	1	10	-2	12	0	0	0	3	1	1
EE		20	4	19	-2	11	0	10	-4	0	0	1	-1	0
IE		15	-2	17	-1	11	2	13	-2	0	0	0	-1	1
EL		34	2	8	2	9	3	3	-1	0	0	7	-1	1
ES		21	-1	16	-12	11	1	10	2	0	0	4	1	5
FR		11	0	17	1	18	0	8	-2	1	1	11	4	5
HR		17	4	27	7	10	3	13	2	0	0	0	0	1
IT		24	1	19	1	15	-1	9	-1	0	0	5	0	3
CY		9	0	20	-9	21	2	12	-1	0	0	4	1	1
LV		9	-3	18	1	12	3	14	0	0	0	3	1	2
LT		15	-3	18	-9	10	-7	12	-9	1	1	2	2	2
LU		16	4	19	-1	9	-4	7	-1	0	0	2	2	0
HU		20	0	24	4	18	0	16	4	0	0	1	0	1
MT		16	3	24	-1	18	0	20	4	1	0	2	0	2
NL		25	5	16	1	14	-3	14	-3	0	0	1	0	1
AT		20	-3	28	0	20	3	10	0	1	1	5	-1	2
PL		20	-1	24	2	14	-1	11	0	0	0	1	0	3
PT		15	1	22	-1	13	-1	9	-9	1	1	2	0	2
RO		22	-5	21	-7	12	2	9	0	0	0	3	2	3
SI		7	-1	15	-3	12	-3	13	1	0	-1	4	2	1
SK		13	2	14	1	11	-2	11	2	0	0	4	1	2
FI		18	-6	16	2	16	0	18	2	0	0	3	2	2
SE		31	4	12	-3	19	-1	13	-5	0	-1	3	-1	2

Standard Eurobarometer 96
Public opinion in the European Union
Winter 2021-2022

QC4 In your opinion, among the following subjects, which are those that most create a feeling of community among EU citizens?

(%)

(MAX. 3 ANSWERS)





























		History		Religion		Values		Geography		Languages		The rule of law	
		Win.21/22	Diff. Win.21/22 - Sp.2021	Win.21/22	Diff. Win.21/22 - Sp.2021	Win.21/22	Diff. Win.21/22 - Sp.2021	Win.21/22	Diff. Win.21/22 - Sp.2021	Win.21/22	Diff. Win.21/22 - Sp.2021	Win.21/22	Diff. Win.21/22 - Sp.2021
EU27		22	0	8	1	23	0	19	-1	8	-1	21	2
EURO AREA		22	0	7	0	23	0	19	-1	8	-2	21	2
NON-EURO AREA		20	1	10	0	24	1	19	1	8	0	20	1
BE		20	-2	6	0	26	-10	12	0	12	0	20	2
BG		21	3	11	1	26	1	28	3	6	-2	15	-3
CZ		29	2	8	1	47	15	9	-2	6	-4	25	8
DK		25	1	3	0	28	2	16	-2	8	1	22	4
DE		20	0	5	-1	25	0	15	0	8	-4	26	3
EE		14	0	5	-2	33	1	23	1	4	-1	24	4
IE		16	-2	6	1	23	-12	12	-4	14	6	14	-6
EL		26	2	15	5	26	8	28	-1	8	-1	17	2
ES		22	-3	4	0	18	1	19	0	5	-1	24	5
FR		26	-1	9	0	17	-3	19	-6	12	1	13	-3
HR		16	-3	11	2	14	1	18	3	9	-1	22	0
IT		23	2	10	2	26	3	18	1	7	-1	23	4
CY		7	-1	14	-1	20	4	11	5	8	-2	16	-4
LV		13	0	6	0	16	0	33	-2	11	1	8	0
LT		13	0	8	1	16	-10	24	8	12	3	8	-3
LU		24	0	6	0	29	-1	17	0	16	-7	25	8
HU		25	1	14	5	17	0	20	0	9	-3	16	0
MT		16	-1	9	-3	27	-1	14	1	18	-8	21	1
NL		23	1	3	0	20	-1	39	3	5	-1	17	2
AT		24	0	18	6	29	2	23	1	15	3	15	-3
PL		18	2	10	0	23	-1	18	3	8	0	20	0
PT		17	2	6	3	26	2	16	1	7	-2	23	3
RO		14	-1	16	1	12	0	16	0	10	0	21	1
SI		17	-2	7	0	20	1	18	0	9	0	22	6
SK		26	2	15	-1	18	-2	33	-3	9	-3	13	-3
FI		23	-2	4	-1	32	-3	27	-4	4	1	35	1
SE		25	4	4	0	33	2	30	0	4	0	24	1

Standard Eurobarometer 96
Public opinion in the European Union
Winter 2021-2022

QC4 In your opinion, among the following subjects, which are those that most create a feeling of community among EU citizens?

(%)

(MAX. 3 ANSWERS)





























		Sports		Inventions, science and technology		Economy		Healthcare and pensions		Solidarity		Culture	
		Win.21/22	Diff. Win.21/22 - Sp.2021	Win.21/22	Diff. Win.21/22 - Sp.2021	Win.21/22	Diff. Win.21/22 - Sp.2021	Win.21/22	Diff. Win.21/22 - Sp.2021	Win.21/22	Diff. Win.21/22 - Sp.2021	Win.21/22	Diff. Win.21/22 - Sp.2021
EU27		16	-1	13	1	23	-1	12	1	19	-1	24	-2
EURO AREA		17	-1	13	1	24	-1	11	1	19	-1	25	-2
NON-EURO AREA		12	-2	15	0	22	-1	15	0	19	-1	20	0
BE		15	0	10	-4	25	-3	17	4	24	0	20	-5
BG		9	-1	16	-1	18	0	11	-1	14	-2	22	1
CZ		11	-7	15	-2	19	0	7	-3	30	9	30	2
DK		14	-8	14	3	22	3	8	-1	26	-2	24	-1
DE		15	-4	16	3	23	-1	8	1	21	-2	24	-2
EE		11	-3	15	-2	36	1	7	1	21	4	24	0
IE		34	14	9	-5	26	-10	16	6	18	-8	26	-7
EL		17	-4	17	2	37	0	6	1	15	-1	41	1
ES		19	3	6	-2	25	-3	13	0	15	-1	30	0
FR		23	-2	11	2	17	1	9	-1	19	3	26	-4
HR		19	-2	19	1	28	-5	18	5	18	-3	18	-1
IT		14	0	13	1	26	0	13	-1	20	1	22	-3
CY		22	-2	16	3	26	2	15	-4	19	-1	28	-1
LV		17	0	11	-1	25	-1	9	0	12	-5	26	0
LT		27	12	25	2	21	-16	7	-5	12	-14	26	1
LU		10	-6	10	0	19	0	13	3	24	1	25	-1
HU		14	-4	17	-1	24	2	20	3	11	-3	24	-1
MT		16	-3	13	4	25	5	19	1	20	1	23	-6
NL		16	0	17	3	35	-2	6	-2	23	-1	20	2
AT		12	-3	12	-1	22	1	13	2	14	-1	20	-2
PL		9	-1	17	3	27	-1	17	2	17	-2	18	-1
PT		16	7	16	2	26	7	11	0	26	-5	20	-6
RO		15	-1	13	-3	15	-4	18	-3	20	-1	11	-5
SI		21	-11	15	2	37	0	11	-1	19	3	16	-5
SK		15	0	11	-1	22	2	11	-2	12	0	26	0
FI		9	-1	9	1	25	0	10	4	16	-1	18	-8
SE		12	-4	12	0	17	-2	11	2	24	1	21	3

Standard Eurobarometer 96
Public opinion in the European Union
Winter 2021-2022

QC4 In your opinion, among the following subjects, which are those that most create a feeling of community among EU citizens?

(%)





























(MAX. 3 ANSWERS)

		Education		Care for the environment		Other (SPONTANEOUS)		None, such a feeling does not exist (SPONTANEOUS)		None (SPONTANEOUS)		Don't know
		Win.21/22	Diff. Win.21/22 - Sp.2021	Win.21/22	Diff. Win.21/22 - Sp.2021	Win.21/22	Diff. Win.21/22 - Sp.2021	Win.21/22	Diff. Win.21/22 - Sp.2021	Win.21/22	Diff. Win.21/22 - Sp.2021	Win.21/22
EU27		14	-1	16	0	0	0	2	0	1	0	2
EURO AREA		15	0	16	0	0	0	2	0	1	0	2
NON-EURO AREA		13	-1	17	0	0	0	1	0	1	0	2
BE		16	5	19	0	0	0	1	0	0	0	1
BG		9	-2	12	0	0	0	2	0	2	0	4
CZ		5	-3	18	-2	0	0	0	0	0	0	0
DK		15	-4	21	1	0	0	1	0	0	-1	1
DE		15	-1	22	3	0	0	2	-1	1	0	2
EE		15	0	21	-4	0	0	0	0	0	0	0
IE		25	7	16	-5	0	0	0	0	0	0	0
EL		15	1	5	2	0	0	2	0	0	-3	0
ES		17	0	10	2	0	0	1	-1	2	1	4
FR		16	1	14	-1	0	0	2	1	2	1	4
HR		18	0	17	4	0	0	0	-1	0	-1	0
IT		14	-1	16	-1	0	0	1	0	1	0	2
CY		25	-2	17	3	0	0	4	1	3	-1	0
LV		20	2	16	0	0	0	1	1	1	1	3
LT		13	-2	13	-8	1	1	3	3	1	1	2
LU		15	-1	19	3	0	0	0	0	0	0	1
HU		13	3	19	1	0	0	1	1	0	-1	2
MT		23	1	21	8	0	0	0	0	0	0	2
NL		9	2	22	1	0	0	0	0	1	1	0
AT		13	-1	18	1	0	0	6	0	1	0	1
PL		11	-2	19	-1	0	0	0	0	0	-1	2
PT		13	-3	12	2	0	0	9	-1	0	-2	2
RO		18	-3	12	1	0	0	2	1	1	1	2
SI		16	0	18	-1	0	0	2	1	1	1	1
SK		15	2	15	-1	0	0	1	0	1	0	1
FI		14	1	16	0	0	0	1	0	0	0	2
SE		16	2	15	-2	0	0	1	0	1	1	1

Standard Eurobarometer 96
Public opinion in the European Union
Winter 2021-2022

QC5.1 For each of the following statements, please tell whether you totally agree, tend to agree, tend to disagree or totally disagree.












People in (OUR COUNTRY) have a lot of things in common (%)

		Totally agree		Tend to agree		Tend to disagree		Totally disagree		Don't know	Total 'Agree'		Total 'Disagree'	
		Win.21/22	Diff. Win.21/22 - Sp.2021	Win.21/22	Diff. Win.21/22 - Sp.2021	Win.21/22	Diff. Win.21/22 - Sp.2021	Win.21/22	Diff. Win.21/22 - Sp.2021		Win.21/22	Diff. Win.21/22 - Sp.2021	Win.21/22	Diff. Win.21/22 - Sp.2021
EU27		24	1	55	-2	16	1	3	0	2	79	-1	19	1
EURO AREA		22	1	56	-1	17	1	3	-1	2	78	0	20	0
NON-EURO AREA		31	0	54	-1	11	0	3	1	1	85	-1	14	1
BE		12	2	62	0	21	-5	4	2	1	74	2	25	-3
BG		42	0	43	-3	9	3	3	0	3	85	-3	12	3
CZ		20	-4	65	7	14	-2	1	-1	0	85	3	15	-3
DK		45	0	49	0	5	0	0	-1	1	94	0	5	-1
DE		22	0	58	1	16	-1	2	0	2	80	1	18	-1
EE		15	-1	65	2	18	-1	2	0	0	80	1	20	-1
IE		56	22	42	-18	1	-4	1	0	0	98	4	2	-4
EL		52	4	41	-4	5	0	2	0	0	93	0	7	0
ES		27	-3	55	-1	13	2	2	0	3	82	-4	15	2
FR		10	-2	54	1	26	2	6	-1	4	64	-1	32	1
HR		26	-7	58	2	12	3	3	1	1	84	-5	15	4
IT		20	1	57	-3	17	3	5	0	1	77	-2	22	3
CY		45	-2	47	2	6	0	1	1	1	92	0	7	1
LV		18	0	53	-1	24	1	4	0	1	71	-1	28	1
LT		21	4	57	-6	15	-2	2	-1	5	78	-2	17	-3
LU		9	-6	57	6	29	4	4	-2	1	66	0	33	2
HU		27	0	55	0	14	1	3	-1	1	82	0	17	0
MT		33	-7	59	10	6	1	1	1	1	92	3	7	2
NL		24	11	55	-11	17	-1	2	0	2	79	0	19	-1
AT		35	0	50	2	9	-2	4	0	2	85	2	13	-2
PL		27	-1	56	-2	10	0	5	3	2	83	-3	15	3
PT		24	8	66	-7	7	-1	1	1	2	90	1	8	0
RO		35	0	46	-2	16	3	2	0	1	81	-2	18	3
SI		16	-2	52	-2	25	3	6	1	1	68	-4	31	4
SK		35	-1	45	-8	11	4	3	1	6	80	-9	14	5
FI		23	-2	68	1	8	0	1	1	0	91	-1	9	1
SE		41	12	52	-10	6	-2	1	0	0	93	2	7	-2

Standard Eurobarometer 96
Public opinion in the European Union
Winter 2021-2022

QC5.1 For each of the following statements, please tell whether you totally agree, tend to agree, tend to disagree or totally disagree.





























People in (OUR COUNTRY) have a lot of things in common (%)

		Totally agree		Tend to agree		Tend to disagree		Totally disagree		Don't know	Total 'Agree'		Total 'Disagree'	
		Win.21/22	Diff. Win.21/22 - Sp.2021	Win.21/22	Diff. Win.21/22 - Sp.2021	Win.21/22	Diff. Win.21/22 - Sp.2021	Win.21/22	Diff. Win.21/22 - Sp.2021		Win.21/22	Diff. Win.21/22 - Sp.2021	Win.21/22	Diff. Win.21/22 - Sp.2021
EU27		24	1	55	-2	16	1	3	0	2	79	-1	19	1
EURO AREA		22	1	56	-1	17	1	3	-1	2	78	0	20	0
NON-EURO AREA		31	0	54	-1	11	0	3	1	1	85	-1	14	1
AL		17	N.A	46	N.A	31	N.A	6	N.A	0	63	N.A	37	N.A
MK		34	N.A	46	N.A	14	N.A	5	N.A	1	80	N.A	19	N.A
ME		55	N.A	39	N.A	3	N.A	2	N.A	1	94	N.A	5	N.A
RS		45	N.A	43	N.A	7	N.A	1	N.A	4	88	N.A	8	N.A
TR		41	N.A	41	N.A	12	N.A	6	N.A	0	82	N.A	18	N.A
BA		35	N.A	50	N.A	12	N.A	2	N.A	1	85	N.A	14	N.A
CH		10	N.A	65	N.A	23	N.A	2	N.A	0	75	N.A	25	N.A
IS		28	N.A	63	N.A	7	N.A	1	N.A	1	91	N.A	8	N.A
NO		43	N.A	51	N.A	5	N.A	1	N.A	0	94	N.A	6	N.A
UK		12	N.A	59	N.A	26	N.A	3	N.A	0	71	N.A	29	N.A

Standard Eurobarometer 96
Public opinion in the European Union
Winter 2021-2022

QC5.2 For each of the following statements, please tell whether you totally agree, tend to agree, tend to disagree or totally disagree.












People in the EU have a lot of things in common (%)

		Totally agree		Tend to agree		Tend to disagree		Totally disagree		Don't know	Total 'Agree'		Total 'Disagree'	
		Win.21/22	Diff. Win.21/22 - Sp.2021	Win.21/22	Diff. Win.21/22 - Sp.2021	Win.21/22	Diff. Win.21/22 - Sp.2021	Win.21/22	Diff. Win.21/22 - Sp.2021		Win.21/22	Diff. Win.21/22 - Sp.2021	Win.21/22	Diff. Win.21/22 - Sp.2021
EU27		10	0	47	3	30	-2	8	-1	5	57	3	38	-3
EURO AREA		9	1	44	2	32	-2	9	-1	6	53	3	41	-3
NON-EURO AREA		15	-1	52	2	24	-1	6	1	3	67	1	30	0
BE		6	2	44	2	41	-7	7	1	2	50	4	48	-6
BG		17	-3	45	1	22	3	5	-3	11	62	-2	27	0
CZ		5	-2	52	7	36	-1	7	-2	0	57	5	43	-3
DK		10	1	49	-2	34	2	6	0	1	59	-1	40	2
DE		8	0	48	6	34	-3	6	-3	4	56	6	40	-6
EE		2	-1	45	5	46	-2	7	-2	0	47	4	53	-4
IE		25	16	54	-5	15	-14	2	-1	4	79	11	17	-15
EL		20	6	47	7	24	-6	7	-5	2	67	13	31	-11
ES		10	1	50	4	25	-6	5	-2	10	60	5	30	-8
FR		4	-1	37	3	37	2	13	-2	9	41	2	50	0
HR		16	-2	50	-2	24	2	6	1	4	66	-4	30	3
IT		9	0	44	1	29	-2	14	2	4	53	1	43	0
CY		9	-2	47	0	27	3	8	0	9	56	-2	35	3
LV		9	1	40	-1	38	-1	8	0	5	49	0	46	-1
LT		11	2	51	-5	24	-6	6	1	8	62	-3	30	-5
LU		5	-4	44	5	41	4	9	-2	1	49	1	50	2
HU		19	2	52	3	21	-3	6	-2	2	71	5	27	-5
MT		8	5	51	-8	31	7	5	3	5	59	-3	36	10
NL		7	3	40	4	41	-8	9	-1	3	47	7	50	-9
AT		17	1	38	-1	32	1	7	-3	6	55	0	39	-2
PL		18	1	56	3	18	-3	5	2	3	74	4	23	-1
PT		9	5	50	-9	32	8	4	1	5	59	-4	36	9
RO		16	-7	46	2	27	4	7	2	4	62	-5	34	6
SI		5	-1	39	-4	40	2	11	1	5	44	-5	51	3
SK		20	2	44	-6	23	1	5	0	8	64	-4	28	1
FI		3	0	49	0	37	-5	8	2	3	52	0	45	-3
SE		16	7	55	-2	23	-6	5	0	1	71	5	28	-6

Standard Eurobarometer 96
Public opinion in the European Union
Winter 2021-2022

QC5.2 For each of the following statements, please tell whether you totally agree, tend to agree, tend to disagree or totally disagree.





























People in the EU have a lot of things in common (%)

		Totally agree		Tend to agree		Tend to disagree		Totally disagree		Don't know	Total 'Agree'		Total 'Disagree'	
		Win.21/22	Diff. Win.21/22 - Sp.2021	Win.21/22	Diff. Win.21/22 - Sp.2021	Win.21/22	Diff. Win.21/22 - Sp.2021	Win.21/22	Diff. Win.21/22 - Sp.2021		Win.21/22	Diff. Win.21/22 - Sp.2021	Win.21/22	Diff. Win.21/22 - Sp.2021
EU27		10	0	47	3	30	-2	8	-1	5	57	3	38	-3
EURO AREA		9	1	44	2	32	-2	9	-1	6	53	3	41	-3
NON-EURO AREA		15	-1	52	2	24	-1	6	1	3	67	1	30	0
AL		10	N.A	53	N.A	31	N.A	6	N.A	0	63	N.A	37	N.A
MK		21	N.A	37	N.A	23	N.A	9	N.A	10	58	N.A	32	N.A
ME		18	N.A	49	N.A	18	N.A	12	N.A	3	67	N.A	30	N.A
RS		12	N.A	36	N.A	29	N.A	11	N.A	12	48	N.A	40	N.A
TR		22	N.A	42	N.A	19	N.A	10	N.A	7	64	N.A	29	N.A
BA		16	N.A	43	N.A	25	N.A	9	N.A	7	59	N.A	34	N.A
CH		2	N.A	25	N.A	56	N.A	17	N.A	0	27	N.A	73	N.A
IS		5	N.A	50	N.A	33	N.A	8	N.A	4	55	N.A	41	N.A
NO		15	N.A	50	N.A	27	N.A	8	N.A	0	65	N.A	35	N.A
UK		8	N.A	47	N.A	38	N.A	7	N.A	0	55	N.A	45	N.A

Standard Eurobarometer 96
Public opinion in the European Union
Winter 2021-2022

QC6.1 For each of the following statements, please tell whether you totally agree, tend to agree, tend to disagree or totally disagree.












Overall, regarding your quality of life, it was better before (%)

		Totally agree		Tend to agree		Tend to disagree		Totally disagree		Don't know	Total 'Agree'		Total 'Disagree'	
		Win.21/22	Diff. Win.21/22 - Sp.2021	Win.21/22	Diff. Win.21/22 - Sp.2021	Win.21/22	Diff. Win.21/22 - Sp.2021	Win.21/22	Diff. Win.21/22 - Sp.2021		Win.21/22	Diff. Win.21/22 - Sp.2021	Win.21/22	Diff. Win.21/22 - Sp.2021
EU27		21	2	34	1	30	-2	11	-2	4	55	3	41	-4
EURO AREA		21	2	33	1	31	-1	11	-3	4	54	3	42	-4
NON-EURO AREA		19	0	36	0	29	-2	12	2	4	55	0	41	0
BE		20	10	38	8	32	-18	8	-2	2	58	18	40	-20
BG		33	7	32	-1	21	0	5	-3	9	65	6	26	-3
CZ		9	-4	19	-5	43	4	29	7	0	28	-9	72	11
DK		8	0	22	-1	43	0	24	1	3	30	-1	67	1
DE		14	2	20	1	41	3	21	-7	4	34	3	62	-4
EE		6	0	22	2	54	-4	18	2	0	28	2	72	-2
IE		17	8	37	6	32	-22	7	1	7	54	14	39	-21
EL		53	-4	32	1	12	2	2	1	1	85	-3	14	3
ES		25	5	39	1	26	-5	7	-2	3	64	6	33	-7
FR		26	4	35	4	27	-3	7	-4	5	61	8	34	-7
HR		33	-1	42	2	17	-1	5	-1	3	75	1	22	-2
IT		24	-3	44	2	22	0	7	1	3	68	-1	29	1
CY		44	-5	35	7	16	-1	3	1	2	79	2	19	0
CY (tcc)		67	9	18	3	12	-2	2	-6	1	85	12	14	-8
LV		22	8	27	0	35	-8	13	0	3	49	8	48	-8
LT		17	6	28	0	28	-17	22	6	5	45	6	50	-11
LU		15	2	37	11	38	-8	8	-2	2	52	13	46	-10
HU		21	-2	47	5	26	-1	5	-2	1	68	3	31	-3
MT		15	6	31	6	44	-5	8	0	2	46	12	52	-5
NL		6	-2	20	-4	46	-4	25	9	3	26	-6	71	5
AT		28	6	37	2	23	-3	9	-5	3	65	8	32	-8
PL		18	1	42	1	27	-5	7	2	6	60	2	34	-3
PT		11	1	46	-16	32	8	8	5	3	57	-15	40	13
RO		28	3	38	-2	24	-1	6	-1	4	66	1	30	-2
SI		20	1	29	-6	37	4	10	0	4	49	-5	47	4
SK		32	7	37	2	19	-6	7	-1	5	69	9	26	-7
FI		8	1	26	-2	54	-3	9	1	3	34	-1	63	-2
SE		8	1	24	-3	39	-7	28	8	1	32	-2	67	1

Standard Eurobarometer 96
Public opinion in the European Union
Winter 2021-2022

QC6.1 For each of the following statements, please tell whether you totally agree, tend to agree, tend to disagree or totally disagree.





























Overall, regarding your quality of life, it was better before (%)

		Totally agree		Tend to agree		Tend to disagree		Totally disagree		Don't know	Total 'Agree'		Total 'Disagree'	
		Win.21/22	Diff. Win.21/22 - Sp.2021	Win.21/22	Diff. Win.21/22 - Sp.2021	Win.21/22	Diff. Win.21/22 - Sp.2021	Win.21/22	Diff. Win.21/22 - Sp.2021		Win.21/22	Diff. Win.21/22 - Sp.2021	Win.21/22	Diff. Win.21/22 - Sp.2021
EU27		21	2	34	1	30	-2	11	-2	4	55	3	41	-4
EURO AREA		21	2	33	1	31	-1	11	-3	4	54	3	42	-4
NON-EURO AREA		19	0	36	0	29	-2	12	2	4	55	0	41	0
AL		11	-9	62	-3	23	9	3	2	1	73	-12	26	11
MK		49	-1	33	-2	11	1	4	1	3	82	-3	15	2
ME		33	4	32	-11	18	-1	14	6	3	65	-7	32	5
RS		26	-1	41	1	23	-2	5	0	5	67	0	28	-2
TR		42	4	41	-6	11	1	5	0	1	83	-2	16	1
BA		33	3	41	-5	19	0	3	0	4	74	-2	22	0
CH		8	2	27	-1	50	-1	15	0	0	35	1	65	-1
IS		11	3	29	4	46	-8	13	1	1	40	7	59	-7
NO		14	4	26	-2	41	-3	19	1	0	40	2	60	-2
UK		15	6	43	1	36	-8	5	1	1	58	7	41	-7
XK		31	-8	26	4	27	11	14	-7	2	57	-4	41	4

Standard Eurobarometer 96
Public opinion in the European Union
Winter 2021-2022

QC6.2 For each of the following statements, please tell whether you totally agree, tend to agree, tend to disagree or totally disagree.












You have confidence in the future (%)

		Totally agree		Tend to agree		Tend to disagree		Totally disagree		Don't know	Total 'Agree'		Total 'Disagree'	
		Win.21/22	Diff. Win.21/22 - Sp.2021	Win.21/22	Diff. Win.21/22 - Sp.2021	Win.21/22	Diff. Win.21/22 - Sp.2021	Win.21/22	Diff. Win.21/22 - Sp.2021		Win.21/22	Diff. Win.21/22 - Sp.2021	Win.21/22	Diff. Win.21/22 - Sp.2021
EU27		23	2	48	0	21	-1	6	0	2	71	2	27	-1
EURO AREA		23	2	48	1	21	-2	6	-1	2	71	3	27	-3
NON-EURO AREA		23	4	49	-1	20	-3	5	0	3	72	3	25	-3
BE		12	5	53	1	28	-8	5	0	2	65	6	33	-8
BG		33	3	38	-5	17	3	6	0	6	71	-2	23	3
CZ		13	2	54	6	28	-4	5	-3	0	67	8	33	-7
DK		45	9	44	-6	10	-1	1	-1	0	89	3	11	-2
DE		31	-2	46	1	17	0	4	1	2	77	-1	21	1
EE		9	3	53	2	32	-2	6	-3	0	62	5	38	-5
IE		41	24	49	-6	7	-18	1	-2	2	90	18	8	-20
EL		7	-1	22	2	42	4	28	-5	1	29	1	70	-1
ES		28	2	54	-1	13	-1	2	-1	3	82	1	15	-2
FR		15	2	43	1	29	-2	9	-1	4	58	3	38	-3
HR		21	0	53	3	20	1	4	-3	2	74	3	24	-2
IT		16	1	52	1	23	-1	6	-1	3	68	2	29	-2
CY		8	2	33	9	37	5	21	-15	1	41	11	58	-10
CY (tcc)		48	27	23	8	19	-4	9	-25	1	71	35	28	-29
LV		34	7	35	-10	19	0	10	2	2	69	-3	29	2
LT		9	1	38	-3	33	-8	16	6	4	47	-2	49	-2
LU		17	-1	54	5	25	-1	4	-1	0	71	4	29	-2
HU		27	3	55	3	13	-5	3	0	2	82	6	16	-5
MT		19	4	60	-4	14	2	4	3	3	79	0	18	5
NL		36	15	47	-9	14	-6	2	0	1	83	6	16	-6
AT		24	-4	46	1	21	2	5	0	4	70	-3	26	2
PL		19	4	49	-2	20	-4	7	2	5	68	2	27	-2
PT		17	-8	63	10	15	-4	3	2	2	80	2	18	-2
RO		18	-3	47	1	28	3	5	0	2	65	-2	33	3
SI		28	6	47	1	19	-6	5	-1	1	75	7	24	-7
SK		26	4	44	3	18	-2	8	-4	4	70	7	26	-6
FI		30	14	56	-6	11	-8	2	-1	1	86	8	13	-9
SE		40	22	47	-9	10	-11	2	-2	1	87	13	12	-13

Standard Eurobarometer 96
Public opinion in the European Union
Winter 2021-2022





























QC6.2 For each of the following statements, please tell whether you totally agree, tend to agree, tend to disagree or totally disagree.

You have confidence in the future (%)

		Totally agree		Tend to agree		Tend to disagree		Totally disagree		Don't know	Total 'Agree'		Total 'Disagree'	
		Win.21/22	Diff. Win.21/22 - Sp.2021	Win.21/22	Diff. Win.21/22 - Sp.2021	Win.21/22	Diff. Win.21/22 - Sp.2021	Win.21/22	Diff. Win.21/22 - Sp.2021		Win.21/22	Diff. Win.21/22 - Sp.2021	Win.21/22	Diff. Win.21/22 - Sp.2021
EU27		23	2	48	0	21	-1	6	0	2	71	2	27	-1
EURO AREA		23	2	48	1	21	-2	6	-1	2	71	3	27	-3
NON-EURO AREA		23	4	49	-1	20	-3	5	0	3	72	3	25	-3
AL		7	-14	67	16	22	-2	4	0	0	74	2	26	-2
MK		30	-5	40	-3	21	5	7	2	2	70	-8	28	7
ME		32	7	47	4	10	-10	11	0	0	79	11	21	-10
RS		34	1	47	1	12	-1	2	-2	5	81	2	14	-3
TR		16	-5	32	-10	26	4	25	11	1	48	-15	51	15
BA		19	-6	43	-7	27	9	7	1	4	62	-13	34	10
CH		18	8	58	1	21	-9	3	0	0	76	9	24	-9
IS		40	14	49	-9	9	-4	1	-1	1	89	5	10	-5
NO		38	6	47	-7	12	-1	3	2	0	85	-1	15	1
UK		14	5	50	-1	31	-3	5	-1	0	64	4	36	-4
XK		69	1	21	0	8	1	1	-1	1	90	1	9	0

Standard Eurobarometer 96
Public opinion in the European Union
Winter 2021-2022

QC7 How likely or not do you think you would make use of this European Citizens' initiative?
 (%)





























		Very likely		Fairly likely		Not very likely		Not at all likely		Don't know	Total 'Likely'		Total 'Not likely'	
		Win.21/22	Diff. Win.21/22 - Aut.2016	Win.21/22	Diff. Win.21/22 - Aut.2016	Win.21/22	Diff. Win.21/22 - Aut.2016	Win.21/22	Diff. Win.21/22 - Aut.2016	Win.21/22	Win.21/22	Diff. Win.21/22 - Aut.2016	Win.21/22	Diff. Win.21/22 - Aut.2016
EU27		4	-1	25	4	37	5	29	0	5	29	3	66	5
EURO AREA		4	-1	24	3	37	4	30	0	5	28	2	67	4
NON-EURO AREA		4	0	30	8	35	5	27	-1	4	34	8	62	4
BE		5	-1	31	1	42	3	21	-3	1	36	0	63	0
BG		4	-2	15	1	29	9	43	-1	9	19	-1	72	8
CZ		5	2	23	-2	51	19	21	-13	0	28	0	72	6
DK		2	-2	18	6	44	4	34	-2	2	20	4	78	2
DE		6	0	19	2	39	9	30	-2	6	25	2	69	7
EE		3	0	18	3	56	25	23	-13	0	21	3	79	12
IE		11	3	39	9	28	2	19	-5	3	50	12	47	-3
EL		5	-3	25	4	32	0	36	0	2	30	1	68	0
ES		4	-1	25	5	31	0	35	2	5	29	4	66	2
FR		4	0	17	-1	38	-3	36	4	5	21	-1	74	1
HR		5	3	36	14	35	2	22	-14	2	41	17	57	-12
IT		3	1	32	9	36	3	24	-2	5	35	10	60	1
CY		9	-5	37	8	26	9	24	-7	4	46	3	50	2
LV		6	-3	30	-4	41	7	19	2	4	36	-7	60	9
LT		6	0	29	-6	31	0	32	10	2	35	-6	63	10
LU		6	0	34	6	43	8	15	-8	2	40	6	58	0
HU		3	0	30	8	33	3	33	-7	1	33	8	66	-4
MT		7	1	35	9	36	13	15	-10	7	42	10	51	3
NL		7	1	22	1	38	0	32	-1	1	29	2	70	-1
AT		6	-3	23	-3	36	7	30	5	5	29	-6	66	12
PL		3	-2	39	8	29	-3	23	5	6	42	6	52	2
PT		6	2	36	9	34	8	16	-13	8	42	11	50	-5
RO		4	-3	30	0	36	14	26	-4	4	34	-3	62	10
SI		4	-1	22	1	47	8	24	-6	3	26	0	71	2
SK		5	0	28	2	29	-3	35	4	3	33	2	64	1
FI		6	-3	19	-8	53	13	20	-2	2	25	-11	73	11
SE		3	-4	15	1	46	3	35	3	1	18	-3	81	6

Standard Eurobarometer 96
Public opinion in the European Union
Winter 2021-2022

QC8 And whether or not you think you might make use of it or not, if you were to do so, in which of the following fields would you be most likely to use the European Citizens' Initiative?

(%)

(MAX. 5 ANSWERS)





























		Employment		Environment		Pensions		Education		Taxation		Mobility of EU's citizens	
		Win.21/22	Diff. Win.21/22 - Aut.2016	Win.21/22	Diff. Win.21/22 - Aut.2016	Win.21/22	Diff. Win.21/22 - Aut.2016	Win.21/22	Diff. Win.21/22 - Aut.2016	Win.21/22	Diff. Win.21/22 - Aut.2016	Win.21/22	Diff. Win.21/22 - Aut.2016
EU27		28	-2	32	9	25	4	26	3	18	3	11	4
EURO AREA		29	-3	34	9	25	3	27	2	19	2	10	4
NON-EURO AREA		23	-3	27	9	22	4	21	1	15	3	13	4
BE		26	-7	42	15	26	1	27	4	24	0	12	2
BG		32	6	15	3	25	10	24	12	10	1	16	6
CZ		8	-10	35	12	18	-9	24	7	5	-2	19	12
DK		10	-13	47	10	9	-1	20	-11	8	-3	12	5
DE		18	1	36	8	29	8	23	1	12	3	11	6
EE		12	-6	34	17	24	0	23	-1	23	6	12	6
IE		34	5	35	17	11	-1	28	2	19	1	15	1
EL		52	-1	26	4	25	-4	29	1	25	-11	10	4
ES		43	-5	27	5	27	0	36	-2	27	9	8	3
FR		26	-10	36	7	25	5	31	2	11	-3	7	2
HR		37	-1	17	7	34	15	23	3	15	5	19	7
IT		40	7	31	12	24	4	24	10	30	5	12	5
CY		30	-3	37	16	28	2	42	3	10	-4	10	3
LV		24	-15	23	11	35	-11	34	3	35	0	8	3
LT		26	2	16	5	28	-6	25	1	30	1	10	3
LU		21	-9	34	0	14	-1	23	-11	13	1	19	9
HU		26	2	23	9	22	-2	17	0	17	3	17	7
MT		32	3	48	19	20	3	30	4	10	4	20	9
NL		16	-12	58	17	12	-6	29	-4	18	3	15	5
AT		16	-5	39	14	21	0	22	0	18	3	11	4
PL		23	-6	25	10	25	-1	19	3	19	1	9	3
PT		35	3	22	12	27	6	29	10	23	9	14	4
RO		30	-3	20	4	24	1	27	0	17	3	11	-1
SI		26	-13	30	8	31	5	20	-4	15	-1	12	4
SK		29	-1	29	5	27	4	22	4	15	3	9	4
FI		15	-20	36	2	10	-8	16	-10	21	2	13	1
SE		16	-13	45	-4	11	-2	21	-9	10	-2	20	1

Standard Eurobarometer 96
Public opinion in the European Union
Winter 2021-2022

QC8 And whether or not you think you might make use of it or not, if you were to do so, in which of the following fields would you be most likely to use the European Citizens' Initiative?

(%)

(MAX. 5 ANSWERS)





























		Common foreign and security policy		Agriculture		Immigration		Energy		Crime		Terrorism	
		Win.21/22	Diff. Win.21/22 - Aut.2016	Win.21/22	Diff. Win.21/22 - Aut.2016	Win.21/22	Diff. Win.21/22 - Aut.2016	Win.21/22	Diff. Win.21/22 - Aut.2016	Win.21/22	Diff. Win.21/22 - Aut.2016	Win.21/22	Diff. Win.21/22 - Aut.2016
EU27		16	5	14	6	22	0	23	10	14	-1	10	-8
EURO AREA		15	4	14	6	24	1	23	9	15	-2	10	-9
NON-EURO AREA		18	7	14	6	16	-3	23	11	12	-1	9	-6
BE		17	4	13	4	27	0	34	13	18	-5	15	-9
BG		16	2	12	3	9	-9	27	20	12	1	4	-7
CZ		31	20	11	5	29	-3	37	31	8	-8	15	-9
DK		15	-1	8	2	22	-8	28	8	15	-7	15	-10
DE		20	6	11	6	26	4	24	8	15	0	11	-7
EE		31	18	16	2	33	11	42	33	7	-1	9	-5
IE		14	5	14	8	21	-2	22	12	17	1	11	-4
EL		19	8	14	5	35	5	14	6	20	6	6	-4
ES		7	1	15	7	16	-2	23	10	9	-3	6	-10
FR		11	-1	15	3	20	-1	18	3	20	-3	14	-13
HR		18	8	19	4	10	3	16	8	12	2	5	-2
IT		11	4	10	4	26	-4	24	14	12	-5	6	-11
CY		26	18	9	4	41	17	15	7	20	1	9	-5
LV		18	0	19	0	13	-3	25	15	4	-4	4	-9
LT		16	1	12	0	15	0	17	7	5	-4	2	-9
LU		24	6	10	-1	26	0	22	4	18	1	17	-7
HU		17	3	15	4	24	-1	21	8	12	-3	10	-4
MT		7	2	11	7	29	3	17	3	10	1	4	-13
NL		30	2	17	8	32	4	35	15	22	3	18	-9
AT		15	2	20	6	31	-1	28	10	18	-2	10	-9
PL		20	6	12	3	13	1	20	8	10	2	6	-6
PT		12	4	13	8	15	7	13	9	6	1	5	-2
RO		13	2	21	3	9	-4	17	9	14	0	9	-3
SI		13	4	20	5	13	-5	23	11	8	-3	4	-3
SK		20	11	34	21	20	1	18	11	9	-2	4	-8
FI		24	4	13	1	24	-5	20	0	17	-3	12	-10
SE		14	-3	11	2	26	-5	30	1	25	5	15	-4

Standard Eurobarometer 96
Public opinion in the European Union
Winter 2021-2022

QC8 And whether or not you think you might make use of it or not, if you were to do so, in which of the following fields would you be most likely to use the European Citizens' Initiative?





























(%)

(MAX. 5 ANSWERS)

		Consumer protection		Problems with your national government		Fundamental rights of EU's citizens		Other (SPONTANEOUS)		Don't know
		Win.21/22	Diff. Win.21/22 - Aut.2016	Win.21/22	Diff. Win.21/22 - Aut.2016	Win.21/22	Diff. Win.21/22 - Aut.2016	Win.21/22	Diff. Win.21/22 - Aut.2016	
EU27		22	5	13	3	28	8	1	-3	9
EURO AREA		23	5	11	2	28	6	1	-3	10
NON-EURO AREA		21	7	20	9	27	10	1	-3	7
BE		22	3	12	1	25	6	0	-7	1
BG		35	16	19	7	29	7	0	-5	10
CZ		21	-1	16	7	35	12	0	-5	1
DK		21	2	5	2	33	11	5	-4	4
DE		27	4	10	4	33	8	1	-2	12
EE		15	5	21	10	27	14	0	-3	0
IE		20	3	16	2	27	5	0	-5	5
EL		36	10	12	-3	40	13	3	-4	6
ES		14	1	11	0	24	5	0	-6	9
FR		19	3	8	-1	19	-1	1	-4	17
HR		36	9	21	4	29	4	0	-2	5
IT		28	11	15	6	27	12	0	-3	6
CY		38	16	9	-3	44	12	0	-6	6
LV		13	0	25	3	23	9	0	-2	4
LT		22	6	19	7	32	16	1	-6	11
LU		26	1	14	3	41	16	0	-4	2
HU		24	9	18	5	25	9	0	-8	7
MT		31	11	21	11	33	9	1	-4	9
NL		22	5	11	3	46	11	0	-3	1
AT		29	7	15	1	34	5	1	-7	8
PL		18	2	28	12	23	7	0	-6	10
PT		17	0	16	1	28	4	1	-4	14
RO		22	0	15	2	24	1	0	-3	8
SI		23	8	14	7	28	3	2	-4	5
SK		22	4	21	9	25	4	1	-7	8
FI		13	3	9	-3	35	6	0	-3	4
SE		13	-1	9	-1	39	9	2	-1	5

Standard Eurobarometer 96
Public opinion in the European Union
Winter 2021-2022












QD1 Overall, to what extent do you think that in (OUR COUNTRY) people are well informed or not about European matters?
 (%)

		Very well informed		Fairly well informed		Not very well informed		Not at all informed		Don't know	Total 'Well informed'		Total 'Not well informed'	
		Win.21/22	Diff. Win.21/22 - Win.20/21	Win.21/22	Diff. Win.21/22 - Win.20/21	Win.21/22	Diff. Win.21/22 - Win.20/21	Win.21/22	Diff. Win.21/22 - Win.20/21		Win.21/22	Diff. Win.21/22 - Win.20/21	Win.21/22	Diff. Win.21/22 - Win.20/21
EU27		2	0	27	-1	57	-1	12	1	2	29	-1	69	0
EURO AREA		1	0	24	-1	59	-1	14	2	2	25	-1	73	1
NON-EURO AREA		2	0	36	0	52	0	9	1	1	38	0	61	1
BE		2	1	22	5	63	-10	12	3	1	24	6	75	-7
BG		2	-1	25	-6	57	6	13	2	3	27	-7	70	8
CZ		1	0	29	6	64	-6	6	0	0	30	6	70	-6
DK		6	1	48	0	43	-2	3	1	0	54	1	46	-1
DE		1	-1	31	-1	58	-2	7	3	3	32	-2	65	1
EE		1	-1	29	-2	67	2	3	1	0	30	-3	70	3
IE		9	4	47	-1	35	-8	8	4	1	56	3	43	-4
EL		0	-1	22	8	61	-7	14	-2	3	22	7	75	-9
ES		1	0	22	0	58	-2	17	2	2	23	0	75	0
FR		1	1	15	-5	63	2	19	2	2	16	-4	82	4
HR		2	-1	24	-19	59	13	14	6	1	26	-20	73	19
IT		1	0	22	-4	55	1	20	2	2	23	-4	75	3
CY		1	0	27	-1	62	4	9	-2	1	28	-1	71	2
CY (tcc)*		11	5	31	-15	28	3	17	0	13	42	-10	45	3
LV		2	0	26	3	64	-6	7	2	1	28	3	71	-4
LT		1	-2	41	7	51	-7	4	-1	3	42	5	55	-8
LU		6	1	49	1	40	-4	4	2	1	55	2	44	-2
HU		0	-2	33	-2	56	6	11	-1	0	33	-4	67	5
MT		2	-4	33	-12	54	14	7	3	4	35	-16	61	17
NL		1	0	15	-7	73	4	10	2	1	16	-7	83	6
AT		5	-3	39	0	43	0	8	2	5	44	-3	51	2
PL		4	1	43	2	45	-2	6	0	2	47	3	51	-2
PT		0	0	12	2	77	-7	7	1	4	12	2	84	-6
RO		2	1	37	2	46	0	13	-3	2	39	3	59	-3
SI		2	0	36	9	56	-9	5	-1	1	38	9	61	-10
SK		3	1	37	6	45	-11	11	2	4	40	7	56	-9
FI		0	0	28	-9	67	8	4	0	1	28	-9	71	8
SE		1	0	19	-2	74	0	6	2	0	20	-2	80	2

*CY (tcc): In our Community





























Standard Eurobarometer 96
Public opinion in the European Union
Winter 2021-2022

QD1 Overall, to what extent do you think that in (OUR COUNTRY) people are well informed or not about European matters? (%)

		Very well informed		Fairly well informed		Not very well informed		Not at all informed		Don't know	Total 'Well informed'		Total 'Not well informed'	
		Win.21/22	Diff. Win.21/22 - Win.20/21	Win.21/22	Diff. Win.21/22 - Win.20/21	Win.21/22	Diff. Win.21/22 - Win.20/21	Win.21/22	Diff. Win.21/22 - Win.20/21	Win.21/22	Win.21/22	Diff. Win.21/22 - Win.20/21	Win.21/22	Diff. Win.21/22 - Win.20/21
EU27		2	<i>0</i>	27	<i>-1</i>	57	<i>-1</i>	12	<i>1</i>	2	29	<i>-1</i>	69	<i>0</i>
EURO AREA		1	<i>0</i>	24	<i>-1</i>	59	<i>-1</i>	14	<i>2</i>	2	25	<i>-1</i>	73	<i>1</i>
NON-EURO AREA		2	<i>0</i>	36	<i>0</i>	52	<i>0</i>	9	<i>1</i>	1	38	<i>0</i>	61	<i>1</i>
AL		3	<i>2</i>	22	<i>3</i>	60	<i>-7</i>	15	<i>2</i>	0	25	<i>5</i>	75	<i>-5</i>
MK		3	<i>-3</i>	31	<i>-2</i>	53	<i>5</i>	12	<i>0</i>	1	34	<i>-5</i>	65	<i>5</i>
ME		3	<i>-4</i>	56	<i>7</i>	28	<i>-3</i>	12	<i>-1</i>	1	59	<i>3</i>	40	<i>-4</i>
RS		1	<i>-3</i>	30	<i>4</i>	54	<i>2</i>	15	<i>-2</i>	0	31	<i>1</i>	69	<i>0</i>
TR		12	<i>4</i>	49	<i>0</i>	23	<i>-6</i>	14	<i>0</i>	2	61	<i>4</i>	37	<i>-6</i>
BA		6	<i>3</i>	33	<i>5</i>	49	<i>-5</i>	10	<i>-5</i>	2	39	<i>8</i>	59	<i>-10</i>
CH		3	<i>-2</i>	38	<i>-8</i>	56	<i>9</i>	3	<i>1</i>	0	41	<i>-10</i>	59	<i>10</i>
IS		2	<i>-1</i>	29	<i>-9</i>	60	<i>7</i>	7	<i>2</i>	2	31	<i>-10</i>	67	<i>9</i>
NO		2	<i>-1</i>	33	<i>-2</i>	58	<i>0</i>	7	<i>3</i>	0	35	<i>-3</i>	65	<i>3</i>
UK		2	<i>1</i>	20	<i>2</i>	67	<i>-2</i>	11	<i>-1</i>	0	22	<i>3</i>	78	<i>-3</i>
XK		9	<i>1</i>	35	<i>-1</i>	46	<i>-2</i>	6	<i>-2</i>	4	44	<i>0</i>	52	<i>-4</i>












Standard Eurobarometer 96
Public opinion in the European Union
Winter 2021-2022

QD2 And overall, to what extent do you think that you are well informed or not about European matters?
 (%)

		Very well informed		Fairly well informed		Not very well informed		Not at all informed		Don't know	Total 'Well informed'		Total 'Not well informed'	
		Win.21/22	Diff. Win.21/22 - Win.20/21	Win.21/22	Diff. Win.21/22 - Win.20/21	Win.21/22	Diff. Win.21/22 - Win.20/21	Win.21/22	Diff. Win.21/22 - Win.20/21	Win.21/22	Win.21/22	Diff. Win.21/22 - Win.20/21	Win.21/22	Diff. Win.21/22 - Win.20/21
EU27		2	-1	33	-4	51	2	13	3	1	35	-5	64	5
EURO AREA		2	-1	30	-5	53	2	14	4	1	32	-6	67	6
NON-EURO AREA		3	0	41	-3	47	2	9	1	0	44	-3	56	3
BE		3	1	24	-4	60	-4	13	7	0	27	-3	73	3
BG		2	-2	29	-3	52	3	16	3	1	31	-5	68	6
CZ		3	0	40	2	52	-2	5	0	0	43	2	57	-2
DK		9	1	47	-1	40	-1	4	1	0	56	0	44	0
DE		3	-2	41	-7	48	5	7	4	1	44	-9	55	9
EE		1	-2	38	-1	57	1	4	2	0	39	-3	61	3
IE		10	2	49	-7	33	0	8	5	0	59	-5	41	5
EL		1	-2	28	-3	56	0	15	5	0	29	-5	71	5
ES		1	0	26	-5	52	-2	21	7	0	27	-5	73	5
FR		2	1	21	-4	56	0	21	4	0	23	-3	77	4
HR		3	0	27	-15	58	10	12	5	0	30	-15	70	15
IT		1	0	26	-4	53	0	20	4	0	27	-4	73	4
CY		1	-1	33	-5	54	6	12	0	0	34	-6	66	6
CY (tcc)		13	7	21	6	36	-14	17	-8	13	34	13	53	-22
LV		2	0	33	1	58	-2	7	1	0	35	1	65	-1
LT		2	-1	36	1	53	-4	7	2	2	38	0	60	-2
LU		8	1	51	3	36	-6	5	2	0	59	4	41	-4
HU		1	-1	40	-5	49	3	10	3	0	41	-6	59	6
MT		4	-3	41	-5	44	6	8	2	3	45	-8	52	8
NL		2	0	33	-7	58	5	7	2	0	35	-7	65	7
AT		9	0	41	-4	41	3	8	1	1	50	-4	49	4
PL		3	-1	49	-4	41	3	6	2	1	52	-5	47	5
PT		1	0	21	-14	67	5	10	8	1	22	-14	77	13
RO		2	0	38	2	45	-1	15	-1	0	40	2	60	-2
SI		3	0	35	1	53	-3	9	2	0	38	1	62	-1
SK		4	1	37	-4	43	-4	14	6	2	41	-3	57	2
FI		3	-2	43	-10	50	10	4	2	0	46	-12	54	12
SE		2	-1	31	-3	61	4	6	0	0	33	-4	67	4

Standard Eurobarometer 96
Public opinion in the European Union
Winter 2021-2022





























QD2 And overall, to what extent do you think that you are well informed or not about European matters?
 (%)

		Very well informed		Fairly well informed		Not very well informed		Not at all informed		Don't know	Total 'Well informed'		Total 'Not well informed'	
		Win.21/22	Diff. Win.21/22 - Win.20/21	Win.21/22	Diff. Win.21/22 - Win.20/21	Win.21/22	Diff. Win.21/22 - Win.20/21	Win.21/22	Diff. Win.21/22 - Win.20/21	Win.21/22	Win.21/22	Diff. Win.21/22 - Win.20/21	Win.21/22	Diff. Win.21/22 - Win.20/21
EU27		2	-1	33	-4	51	2	13	3	1	35	-5	64	5
EURO AREA		2	-1	30	-5	53	2	14	4	1	32	-6	67	6
NON-EURO AREA		3	0	41	-3	47	2	9	1	0	44	-3	56	3
AL		4	1	48	22	38	-17	10	-6	0	52	23	48	-23
MK		5	-4	34	-3	47	4	14	3	0	39	-7	61	7
ME		4	-3	58	9	26	-3	12	-3	0	62	6	38	-6
RS		3	-1	40	8	45	-5	12	-2	0	43	7	57	-7
TR		12	2	53	6	23	-5	11	-4	1	65	8	34	-9
BA		8	3	37	1	44	-2	10	-3	1	45	4	54	-5
CH		4	-3	42	-2	49	4	5	1	0	46	-5	54	5
IS		3	-2	37	2	49	0	10	-1	1	40	0	59	-1
NO		3	0	36	-3	53	0	8	3	0	39	-3	61	3
UK		3	1	34	-2	52	-1	11	2	0	37	-1	63	1
XK		10	3	30	-4	46	1	11	-3	3	40	-1	57	-2

Standard Eurobarometer 96
Public opinion in the European Union
Winter 2021-2022

QD3.1 Could you tell to what extent you...?





























Watch television on a TV set (%)

		Everyday/ Almost everyday		Two or three times a week		About once a week		Two or three times a month		Less often		Never	
		Win.21/22	Diff. Win.21/22 - Win.20/21	Win.21/22	Diff. Win.21/22 - Win.20/21	Win.21/22	Diff. Win.21/22 - Win.20/21	Win.21/22	Diff. Win.21/22 - Win.20/21	Win.21/22	Diff. Win.21/22 - Win.20/21	Win.21/22	Diff. Win.21/22 - Win.20/21
EU27		77	-1	10	0	3	0	1	-1	3	0	6	2
EURO AREA		76	-1	10	0	4	1	1	0	3	-1	6	1
NON-EURO AREA		79	0	9	0	3	0	2	0	3	0	4	0
BE		75	4	10	0	5	0	1	-1	3	-1	6	-2
BG		88	-1	6	-1	2	0	2	1	1	0	1	1
CZ		59	-7	16	4	7	0	3	0	6	2	9	1
DK		65	-2	9	0	4	1	4	-1	7	0	11	2
DE		70	-2	14	2	4	2	1	-1	5	-1	6	0
EE		63	-3	11	0	7	2	5	1	6	0	8	0
IE		81	19	10	-2	3	-5	1	-2	3	-4	2	-6
EL		78	5	9	-3	2	-2	1	0	5	0	5	0
ES		77	-6	10	2	3	0	1	0	3	1	6	3
FR		73	1	8	-1	4	1	1	0	3	-2	11	2
HR		85	-2	6	-1	3	1	1	0	3	1	1	0
IT		88	-1	8	1	2	1	0	-1	1	0	1	0
CY		76	-3	10	0	3	1	1	0	5	0	5	2
LV		60	-1	8	-4	7	-1	5	1	7	0	13	5
LT		77	11	9	-2	4	-4	1	-3	3	-1	6	-1
LU		55	2	19	6	6	-3	4	-1	7	1	9	-5
HU		75	-1	12	0	4	0	2	0	2	0	5	1
MT		67	4	13	1	7	2	4	1	4	-1	5	-6
NL		70	-4	13	1	3	-1	2	0	4	0	7	3
AT		79	-1	11	1	4	1	1	-1	2	-1	3	1
PL		84	3	8	-2	2	-2	1	0	3	1	2	0
PT		88	7	6	-4	2	-1	1	-1	2	-1	1	0
RO		88	-2	5	-2	3	2	1	0	1	1	2	1
SI		63	-5	12	0	8	1	3	0	8	2	6	2
SK		74	-1	11	2	6	1	2	0	2	-2	4	-1
FI		67	0	10	-2	6	0	4	0	7	0	6	2
SE		60	-2	10	0	5	0	6	2	8	-1	11	1

Standard Eurobarometer 96
Public opinion in the European Union
Winter 2021-2022

QD3.1 Could you tell to what extent you...?





























Watch television on a TV set (%)

		No access to this medium (SPONTANEOUS)		Don't know	At least once a week		Two or three times a week + About once a week		Two or three times a month + Less often	
		Win.21/22	Diff. Win.21/22 - Win.20/21		Win.21/22	Win.21/22	Diff. Win.21/22 - Win.20/21	Win.21/22	Diff. Win.21/22 - Win.20/21	Win.21/22
EU27		0	0	0	90	-1	13	0	4	-1
EURO AREA		0	0	0	90	0	14	1	4	-1
NON-EURO AREA		0	0	0	91	0	12	0	5	0
BE		0	0	0	90	4	15	0	4	-2
BG		0	0	0	96	-2	8	-1	3	1
CZ		0	0	0	82	-3	23	4	9	2
DK		0	0	0	78	-1	13	1	11	-1
DE		0	0	0	88	2	18	4	6	-2
EE		0	0	0	81	-1	18	2	11	1
IE		0	0	0	94	12	13	-7	4	-6
EL		0	0	0	89	0	11	-5	6	0
ES		0	0	0	90	-4	13	2	4	1
FR		0	0	0	85	1	12	0	4	-2
HR		0	0	1	94	-2	9	0	4	1
IT		0	0	0	98	1	10	2	1	-1
CY		0	0	0	89	-2	13	1	6	0
LV		0	0	0	75	-6	15	-5	12	1
LT		0	0	0	90	5	13	-6	4	-4
LU		0	0	0	80	5	25	3	11	0
HU		0	0	0	91	-1	16	0	4	0
MT		0	-1	0	87	7	20	3	8	0
NL		1	1	0	86	-4	16	0	6	0
AT		0	0	0	94	1	15	2	3	-2
PL		0	0	0	94	-1	10	-4	4	1
PT		0	0	0	96	2	8	-5	3	-2
RO		0	0	0	96	-2	8	0	2	1
SI		0	0	0	83	-4	20	1	11	2
SK		0	0	1	91	2	17	3	4	-2
FI		0	0	0	83	-2	16	-2	11	0
SE		0	0	0	75	-2	15	0	14	1

Standard Eurobarometer 96
Public opinion in the European Union
Winter 2021-2022

QD3.2 Could you tell to what extent you...?





























Watch television via the Internet (%)

		Everyday/ Almost everyday		Two or three times a week		About once a week		Two or three times a month		Less often		Never	
		Win.21/22	Diff. Win.21/22 - Win.20/21	Win.21/22	Diff. Win.21/22 - Win.20/21	Win.21/22	Diff. Win.21/22 - Win.20/21	Win.21/22	Diff. Win.21/22 - Win.20/21	Win.21/22	Diff. Win.21/22 - Win.20/21	Win.21/22	Diff. Win.21/22 - Win.20/21
EU27		17	1	11	1	6	-1	4	0	11	-2	48	1
EURO AREA		18	1	11	1	5	-2	4	0	11	-1	48	1
NON-EURO AREA		14	0	9	0	7	0	5	0	13	-3	50	3
BE		19	4	12	0	9	0	5	-3	17	-8	37	6
BG		5	0	7	0	10	4	6	0	15	-1	53	1
CZ		14	1	10	-2	10	1	9	1	26	-2	31	1
DK		28	7	17	-1	9	-4	9	0	16	-6	21	4
DE		23	1	14	2	6	1	3	0	12	-1	39	-3
EE		11	2	13	2	12	-2	14	1	27	-2	23	-1
IE		34	10	16	-3	7	-4	2	-5	9	-8	31	9
EL		11	-3	9	-1	7	0	6	1	15	-3	49	5
ES		15	0	9	2	4	0	4	2	12	0	54	-5
FR		16	1	5	-3	4	-2	4	1	8	2	61	3
HR		27	8	7	0	6	1	4	0	15	-1	36	-9
IT		17	-1	11	3	5	-2	4	1	7	-1	52	2
CY		30	6	16	-1	6	-1	4	3	7	-1	31	-7
LV		23	8	8	-3	10	-2	8	-3	13	-10	35	7
LT		16	1	11	-1	7	-5	3	-8	8	-16	50	24
LU		22	2	17	5	8	-1	6	-3	14	-6	33	3
HU		11	4	7	1	6	0	6	1	9	-2	60	-2
MT		33	5	12	-2	11	2	4	0	11	-1	24	-3
NL		19	4	14	-2	9	-5	8	0	15	-1	35	4
AT		20	-4	15	-2	9	1	5	0	9	0	31	2
PL		9	-1	6	0	5	-1	5	-1	13	-4	59	6
PT		10	-3	10	0	5	-1	3	-2	15	-16	55	20
RO		12	0	8	-2	5	1	2	0	5	-1	64	1
SI		11	1	8	-3	8	-2	4	-4	23	-9	45	16
SK		13	1	8	2	8	1	10	6	14	-7	45	-3
FI		26	3	20	0	10	-6	11	-1	15	-5	17	8
SE		33	-1	19	-2	10	-2	9	1	14	-3	15	7

Standard Eurobarometer 96
Public opinion in the European Union
Winter 2021-2022

QD3.2 Could you tell to what extent you...?





























Watch television via the Internet (%)

		No access to this medium (SPONTANEOUS)		Don't know	At least once a week		Two or three times a week + About once a week		Two or three times a month + Less often	
		Win.21/22	Diff. Win.21/22 - Win.20/21		Win.21/22	Win.21/22	Diff. Win.21/22 - Win.20/21	Win.21/22	Diff. Win.21/22 - Win.20/21	Win.21/22
EU27		2	0	1	34	1	17	0	15	-2
EURO AREA		2	0	1	34	0	16	-1	15	-1
NON-EURO AREA		2	0	0	30	0	16	0	18	-3
BE		1	1	0	40	4	21	0	22	-11
BG		2	-5	2	22	4	17	4	21	-1
CZ		0	0	0	34	0	20	-1	35	-1
DK		0	0	0	54	2	26	-5	25	-6
DE		2	0	1	43	4	20	3	15	-1
EE		0	0	0	36	2	25	0	41	-1
IE		0	0	1	57	3	23	-7	11	-13
EL		3	1	0	27	-4	16	-1	21	-2
ES		2	1	0	28	2	13	2	16	2
FR		1	-1	1	25	-4	9	-5	12	3
HR		5	1	0	40	9	13	1	19	-1
IT		3	-1	1	33	0	16	1	11	0
CY		6	1	0	52	4	22	-2	11	2
LV		2	2	1	41	3	18	-5	21	-13
LT		4	4	1	34	-5	18	-6	11	-24
LU		0	0	0	47	6	25	4	20	-9
HU		1	-2	0	24	5	13	1	15	-1
MT		4	-2	1	56	5	23	0	15	-1
NL		0	0	0	42	-3	23	-7	23	-1
AT		7	1	4	44	-5	24	-1	14	0
PL		2	1	1	20	-2	11	-1	18	-5
PT		2	2	0	25	-4	15	-1	18	-18
RO		4	2	0	25	-1	13	-1	7	-1
SI		1	1	0	27	-4	16	-5	27	-13
SK		1	0	1	29	4	16	3	24	-1
FI		1	1	0	56	-3	30	-6	26	-6
SE		0	0	0	62	-5	29	-4	23	-2

Standard Eurobarometer 96
Public opinion in the European Union
Winter 2021-2022

QD3.3 Could you tell to what extent you...?





























Listen to the radio (%)

		Everyday/ Almost everyday		Two or three times a week		About once a week		Two or three times a month		Less often		Never	
		Win.21/22	Diff. Win.21/22 - Win.20/21	Win.21/22	Diff. Win.21/22 - Win.20/21	Win.21/22	Diff. Win.21/22 - Win.20/21	Win.21/22	Diff. Win.21/22 - Win.20/21	Win.21/22	Diff. Win.21/22 - Win.20/21	Win.21/22	Diff. Win.21/22 - Win.20/21
EU27		43	-3	19	1	9	0	4	0	9	0	16	3
EURO AREA		45	-3	17	0	8	0	4	0	9	0	17	4
NON-EURO AREA		36	-3	23	2	12	0	6	1	8	-1	15	2
BE		52	-9	21	6	8	2	3	-3	9	1	7	3
BG		27	2	25	-1	12	-1	6	1	15	-1	14	2
CZ		41	-1	20	2	11	0	7	0	14	0	7	-1
DK		52	1	14	-1	8	0	7	0	11	-1	8	1
DE		58	-6	16	2	5	1	3	1	8	0	10	2
EE		52	1	18	1	8	-1	6	0	10	-2	6	1
IE		66	11	17	2	5	-6	2	-3	4	-4	5	-1
EL		33	-9	24	4	12	4	5	-1	15	-1	11	3
ES		26	-3	19	0	8	-1	4	1	15	0	27	2
FR		48	-2	11	-3	6	1	2	-1	5	-2	27	7
HR		49	0	17	-1	10	0	5	0	12	1	7	0
IT		34	2	22	-1	12	-3	5	0	8	0	17	2
CY		45	-3	20	2	12	4	3	0	7	-2	12	-2
LV		43	-4	14	-2	11	2	5	-2	8	-6	17	10
LT		41	-3	22	6	8	-4	3	-3	6	-8	19	11
LU		57	2	18	0	7	-1	5	-1	7	0	6	0
HU		33	0	22	0	11	-1	6	2	7	2	20	-3
MT		42	-4	15	-1	8	0	6	2	13	3	16	0
NL		53	5	17	-2	9	-3	3	-1	8	-1	10	2
AT		49	-6	23	5	12	0	4	-1	6	1	6	2
PL		37	-6	27	2	15	1	6	1	5	0	10	3
PT		39	-11	17	-1	7	0	3	-1	12	-3	22	16
RO		21	-3	22	4	10	-1	4	-2	6	-4	35	6
SI		58	-1	14	-1	7	-1	2	-3	12	2	7	4
SK		56	3	18	0	5	-5	4	2	5	-4	11	3
FI		50	0	16	-5	10	0	7	3	10	-1	7	3
SE		50	-2	16	3	11	1	8	2	9	-4	6	0

Standard Eurobarometer 96
Public opinion in the European Union
Winter 2021-2022

QD3.3 Could you tell to what extent you...?





























Listen to the radio (%)

		No access to this medium (SPONTANEOUS)		Don't know	At least once a week		Two or three times a week + About once a week		Two or three times a month + Less often	
		Win.21/22	Diff. Win.21/22 - Win.20/21		Win.21/22	Win.21/22	Diff. Win.21/22 - Win.20/21	Win.21/22	Diff. Win.21/22 - Win.20/21	Win.21/22
EU27		0	0	0	71	-2	28	1	13	0
EURO AREA		0	0	0	70	-3	25	0	13	0
NON-EURO AREA		0	-1	0	71	-1	35	2	14	0
BE		0	0	0	81	-1	29	8	12	-2
BG		0	-2	1	64	0	37	-2	21	0
CZ		0	0	0	72	1	31	2	21	0
DK		0	0	0	74	0	22	-1	18	-1
DE		0	0	0	79	-3	21	3	11	1
EE		0	0	0	78	1	26	0	16	-2
IE		0	0	1	88	7	22	-4	6	-7
EL		0	0	0	69	-1	36	8	20	-2
ES		1	1	0	53	-4	27	-1	19	1
FR		1	0	0	65	-4	17	-2	7	-3
HR		0	0	0	76	-1	27	-1	17	1
IT		1	0	1	68	-2	34	-4	13	0
CY		1	1	0	77	3	32	6	10	-2
LV		1	1	1	68	-4	25	0	13	-8
LT		1	1	0	71	-1	30	2	9	-11
LU		0	0	0	82	1	25	-1	12	-1
HU		1	0	0	66	-1	33	-1	13	4
MT		0	0	0	65	-5	23	-1	19	5
NL		0	0	0	79	0	26	-5	11	-2
AT		0	-1	0	84	-1	35	5	10	0
PL		0	-1	0	79	-3	42	3	11	1
PT		0	0	0	63	-12	24	-1	15	-4
RO		2	1	0	53	0	32	3	10	-6
SI		0	0	0	79	-3	21	-2	14	-1
SK		1	1	0	79	-2	23	-5	9	-2
FI		0	0	0	76	-5	26	-5	17	2
SE		0	0	0	77	2	27	4	17	-2

Standard Eurobarometer 96
Public opinion in the European Union
Winter 2021-2022

QD3.4 Could you tell to what extent you...?





























Listen to podcasts (%)

		Everyday/ Almost everyday	Two or three times a week	About once a week	Two or three times a month	Less often	Never	No access to this medium (SPONTANEOUS)	Don't know	At least once a week	Two or three times a week + About once a week	Two or three times a month + Less often
EU27		6	8	8	6	13	55	3	1	22	16	19
EURO AREA		6	7	7	6	12	57	3	2	20	14	18
NON-EURO AREA		8	10	9	8	14	48	2	1	27	19	22
BE		6	7	7	8	22	49	1	0	20	14	30
BG		2	6	9	6	12	60	2	3	17	15	18
CZ		11	12	13	9	26	29	0	0	36	25	35
DK		12	12	10	8	22	36	0	0	34	22	30
DE		6	10	9	6	16	49	3	1	25	19	22
EE		6	8	9	8	28	41	0	0	23	17	36
IE		18	15	11	6	12	36	1	1	44	26	18
EL		2	3	6	5	15	63	3	3	11	9	20
ES		4	6	5	5	12	65	2	1	15	11	17
FR		4	5	6	5	6	70	2	2	15	11	11
HR		10	8	8	9	16	43	5	1	26	16	25
IT		7	7	6	5	9	60	4	2	20	13	14
CY		6	3	4	4	11	58	11	3	13	7	15
LV		6	8	8	7	16	53	0	2	22	16	23
LT		8	12	6	3	8	55	5	3	26	18	11
LU		8	10	10	5	19	45	1	2	28	20	24
HU		7	9	6	6	8	62	2	0	22	15	14
MT		6	8	9	6	20	47	4	0	23	17	26
NL		6	9	8	9	14	53	1	0	23	17	23
AT		6	8	11	8	13	42	6	6	25	19	21
PL		6	8	8	9	14	52	3	0	22	16	23
PT		4	8	6	4	18	55	3	2	18	14	22
RO		7	12	11	4	5	57	4	0	30	23	9
SI		6	7	8	6	19	52	1	1	21	15	25
SK		8	8	10	11	16	45	1	1	26	18	27
FI		5	7	9	12	22	44	0	1	21	16	34
SE		15	13	12	10	22	28	0	0	40	25	32

Standard Eurobarometer 96
Public opinion in the European Union
Winter 2021-2022

QD3.5 Could you tell to what extent you...?





























Read the written press (%)

		Everyday/ Almost everyday		Two or three times a week		About once a week		Two or three times a month		Less often		Never	
		Win.21/22	Diff. Win.21/22 - Win.20/21	Win.21/22	Diff. Win.21/22 - Win.20/21	Win.21/22	Diff. Win.21/22 - Win.20/21	Win.21/22	Diff. Win.21/22 - Win.20/21	Win.21/22	Diff. Win.21/22 - Win.20/21	Win.21/22	Diff. Win.21/22 - Win.20/21
EU27		21	-4	14	1	13	0	8	0	15	-2	28	4
EURO AREA		24	-4	14	0	12	0	7	0	15	-1	27	4
NON-EURO AREA		12	-3	13	2	14	-1	12	1	17	-2	30	3
BE		28	-13	15	0	11	-2	8	2	16	3	22	10
BG		4	0	9	-2	18	7	13	2	19	-9	35	2
CZ		11	-2	10	-1	15	-2	10	-2	36	6	18	1
DK		36	-8	11	-1	9	0	5	0	18	1	21	8
DE		35	-7	16	1	12	0	6	2	15	0	16	4
EE		26	-5	15	2	15	0	15	5	21	-1	8	-1
IE		24	-5	20	-1	15	-3	6	-1	13	-4	20	12
EL		4	-7	10	0	12	-1	11	2	30	-1	32	6
ES		13	0	13	2	10	0	5	-2	17	-5	41	4
FR		18	-4	12	1	11	0	7	2	11	0	39	1
HR		14	-6	15	2	16	2	11	2	20	-1	22	0
IT		17	-3	15	-1	14	1	9	-1	15	1	28	2
CY		7	-4	7	-1	11	5	4	1	12	-5	55	1
LV		8	-2	15	3	14	-3	11	-2	19	-10	32	13
LT		14	-16	21	4	17	2	6	-1	10	-10	31	20
LU		35	-12	22	6	11	1	7	0	12	-2	13	7
HU		13	3	9	-2	11	-4	12	2	13	0	40	2
MT		12	-13	8	0	10	-3	6	-1	19	3	37	10
NL		48	-3	11	0	10	-2	4	-1	9	-2	18	8
AT		35	-5	22	1	19	2	6	-2	7	-1	10	5
PL		7	-1	14	3	16	-4	17	3	13	-5	30	3
PT		12	-11	16	-5	12	-1	8	2	25	-2	26	16
RO		5	-3	13	3	13	-1	8	1	13	-1	46	2
SI		21	-3	14	1	12	-2	6	-2	23	-3	24	9
SK		16	0	14	2	16	-1	11	-1	13	-7	29	7
FI		51	-10	14	-2	12	2	8	2	9	4	6	4
SE		39	-12	14	2	12	3	12	5	15	-1	8	3

Standard Eurobarometer 96
Public opinion in the European Union
Winter 2021-2022

QD3.5 Could you tell to what extent you...?





























Read the written press (%)

		No access to this medium (SPONTANEOUS)		Don't know	At least once a week		Two or three times a week + About once a week		Two or three times a month + Less often	
		Win.21/22	Diff. Win.21/22 - Win.20/21		Win.21/22	Win.21/22	Diff. Win.21/22 - Win.20/21	Win.21/22	Diff. Win.21/22 - Win.20/21	Win.21/22
EU27		1	1	0	48	-3	27	1	23	-2
EURO AREA		1	1	0	50	-4	26	0	22	-1
NON-EURO AREA		1	0	1	39	-2	27	1	29	-1
BE		0	0	0	54	-15	26	-2	24	5
BG		1	0	1	31	5	27	5	32	-7
CZ		0	0	0	36	-5	25	-3	46	4
DK		0	0	0	56	-9	20	-1	23	1
DE		0	0	0	63	-6	28	1	21	2
EE		0	0	0	56	-3	30	2	36	4
IE		1	1	1	59	-9	35	-4	19	-5
EL		1	1	0	26	-8	22	-1	41	1
ES		1	1	0	36	2	23	2	22	-7
FR		1	0	1	41	-3	23	1	18	2
HR		2	1	0	45	-2	31	4	31	1
IT		1	1	1	46	-3	29	0	24	0
CY		4	3	0	25	0	18	4	16	-4
LV		0	0	1	37	-2	29	0	30	-12
LT		1	1	0	52	-10	38	6	16	-11
LU		0	0	0	68	-5	33	7	19	-2
HU		2	-1	0	33	-3	20	-6	25	2
MT		8	4	0	30	-16	18	-3	25	2
NL		0	0	0	69	-5	21	-2	13	-3
AT		1	0	0	76	-2	41	3	13	-3
PL		2	1	1	37	-2	30	-1	30	-2
PT		1	1	0	40	-17	28	-6	33	0
RO		2	0	0	31	-1	26	2	21	0
SI		0	0	0	47	-4	26	-1	29	-5
SK		1	1	0	46	1	30	1	24	-8
FI		0	0	0	77	-10	26	0	17	6
SE		0	0	0	65	-7	26	5	27	4

Standard Eurobarometer 96
Public opinion in the European Union
Winter 2021-2022

QD3.6 Could you tell to what extent you...?





























Read news on the Internet (%)

		Everyday/ Almost everyday	Two or three times a week	About once a week	Two or three times a month	Less often	Never	No access to this medium (SPONTANEOUS)	Don't know	At least once a week	Two or three times a week + About once a week	Two or three times a month + Less often
EU27		42	18	7	3	5	22	2	1	67	25	8
EURO AREA		41	19	7	3	5	22	2	1	67	26	8
NON-EURO AREA		45	19	8	3	4	20	1	0	72	27	7
BE		44	21	9	3	8	14	1	0	74	30	11
BG		27	24	10	3	5	28	2	1	61	34	8
CZ		75	13	5	2	4	1	0	0	93	18	6
DK		64	16	5	3	5	7	0	0	85	21	8
DE		42	17	7	3	8	20	2	1	66	24	11
EE		78	10	5	3	3	1	0	0	93	15	6
IE		48	21	5	2	4	18	1	1	74	26	6
EL		49	17	5	2	3	21	3	0	71	22	5
ES		40	21	5	3	4	26	1	0	66	26	7
FR		35	18	8	3	4	29	2	1	61	26	7
HR		52	15	8	3	6	13	3	0	75	23	9
IT		36	23	9	2	4	23	2	1	68	32	6
CY		38	23	7	3	4	19	6	0	68	30	7
LV		63	15	6	2	2	11	1	0	84	21	4
LT		52	17	4	2	2	18	4	1	73	21	4
LU		54	22	8	3	5	8	0	0	84	30	8
HU		45	20	8	3	2	21	1	0	73	28	5
MT		60	15	6	1	2	12	4	0	81	21	3
NL		65	13	5	3	5	9	0	0	83	18	8
AT		36	18	9	4	6	18	7	2	63	27	10
PL		44	20	7	3	4	21	1	0	71	27	7
PT		39	13	4	3	7	31	2	1	56	17	10
RO		19	21	13	4	4	36	3	0	53	34	8
SI		50	18	8	2	8	13	1	0	76	26	10
SK		44	17	5	3	5	24	1	1	66	22	8
FI		70	11	5	3	3	7	1	0	86	16	6
SE		69	12	5	3	4	6	1	0	86	17	7

Standard Eurobarometer 96
Public opinion in the European Union
Winter 2021-2022

QD3.7 Could you tell to what extent you...?





























Use online social networks (%)

		Everyday/ Almost everyday		Two or three times a week		About once a week		Two or three times a month		Less often		Never	
		Win.21/22	Diff. Win.21/22 - Win.20/21	Win.21/22	Diff. Win.21/22 - Win.20/21	Win.21/22	Diff. Win.21/22 - Win.20/21	Win.21/22	Diff. Win.21/22 - Win.20/21	Win.21/22	Diff. Win.21/22 - Win.20/21	Win.21/22	Diff. Win.21/22 - Win.20/21
EU27		44	-8	13	2	6	1	2	0	5	0	27	5
EURO AREA		43	-9	13	2	5	0	2	0	5	0	29	6
NON-EURO AREA		49	-5	14	2	6	1	2	0	4	-1	23	2
BE		47	-12	17	4	7	1	2	0	7	-2	19	8
BG		51	-5	12	3	4	0	2	1	2	-1	26	6
CZ		51	-5	13	2	6	0	1	-1	12	1	17	3
DK		66	-2	10	-1	4	0	3	1	5	0	12	2
DE		38	-8	13	2	6	1	2	0	7	-1	30	5
EE		69	-1	10	1	5	1	1	0	5	-1	10	0
IE		51	-14	16	4	4	-1	2	-1	4	-3	22	14
EL		54	-10	9	3	4	2	2	1	3	0	25	4
ES		45	-8	12	2	5	1	2	1	4	0	29	2
FR		39	-7	11	0	4	-1	1	0	4	0	38	8
HR		54	0	10	2	6	0	2	-1	5	0	19	-3
IT		40	-11	16	5	8	1	2	0	2	0	28	6
CY		52	-9	16	8	3	1	1	1	3	0	19	-1
LV		62	-5	9	-2	4	-2	2	-1	4	-1	18	10
LT		56	-21	11	2	2	-3	1	0	1	-3	24	20
LU		52	-11	16	5	4	-2	3	0	6	-1	18	8
HU		48	-3	14	3	7	1	3	1	2	0	25	0
MT		71	-2	8	3	2	0	1	1	2	0	12	0
NL		52	-12	9	-2	7	2	2	0	8	2	22	10
AT		40	-7	18	2	6	-3	3	0	6	1	20	5
PL		44	-3	15	1	6	1	3	1	4	-2	26	3
PT		58	-18	9	-2	3	-1	2	1	4	0	22	18
RO		46	-7	14	2	8	3	2	1	2	1	25	-1
SI		46	-16	13	3	7	2	2	0	8	-1	23	11
SK		46	-13	15	6	5	1	2	1	4	0	26	5
FI		60	-1	10	-1	5	0	2	-2	5	-2	17	5
SE		61	-7	11	-1	5	1	2	1	5	-1	15	6

Standard Eurobarometer 96
Public opinion in the European Union
Winter 2021-2022





























QD3.7 Could you tell to what extent you...?

Use online social networks (%)

		No access to this medium (SPONTANEOUS)		Don't know	At least once a week		Two or three times a week + About once a week		Two or three times a month + Less often	
		Win.21/22	Diff. Win.21/22 - Win.20/21		Win.21/22	Win.21/22	Diff. Win.21/22 - Win.20/21	Win.21/22	Diff. Win.21/22 - Win.20/21	Win.21/22
EU27		2	0	1	63	-5	19	3	7	0
EURO AREA		2	1	1	61	-7	18	2	7	0
NON-EURO AREA		2	1	0	69	-2	20	3	6	-1
BE		1	1	0	71	-7	24	5	9	-2
BG		2	-4	1	67	-2	16	3	4	0
CZ		0	0	0	70	-3	19	2	13	0
DK		0	0	0	80	-3	14	-1	8	1
DE		3	1	1	57	-5	19	3	9	-1
EE		0	0	0	84	1	15	2	6	-1
IE		1	1	0	71	-11	20	3	6	-4
EL		3	1	0	67	-5	13	5	5	1
ES		2	1	1	62	-5	17	3	6	1
FR		2	1	1	54	-8	15	-1	5	0
HR		3	1	1	70	2	16	2	7	-1
IT		3	0	1	64	-5	24	6	4	0
CY		6	0	0	71	0	19	9	4	1
LV		1	1	0	75	-9	13	-4	6	-2
LT		4	4	1	69	-22	13	-1	2	-3
LU		1	1	0	72	-8	20	3	9	-1
HU		1	-2	0	69	1	21	4	5	1
MT		4	-2	0	81	1	10	3	3	1
NL		0	0	0	68	-12	16	0	10	2
AT		5	0	2	64	-8	24	-1	9	1
PL		2	0	0	65	-1	21	2	7	-1
PT		2	2	0	70	-21	12	-3	6	1
RO		3	2	0	68	-2	22	5	4	2
SI		1	1	0	66	-11	20	5	10	-1
SK		1	0	1	66	-6	20	7	6	1
FI		1	1	0	75	-2	15	-1	7	-4
SE		1	1	0	77	-7	16	0	7	0





























Standard Eurobarometer 96
Public opinion in the European Union
Winter 2021-2022

QD3R Watch TV on a TV set + via the Internet
 (%)

		Everyday/ Almost everyday		Two or three times a week		About once a week		Two or three times a month		Less often		Never	
		Win.21/22	Diff. Win.21/22 - Win.20/21	Win.21/22	Diff. Win.21/22 - Win.20/21	Win.21/22	Diff. Win.21/22 - Win.20/21	Win.21/22	Diff. Win.21/22 - Win.20/21	Win.21/22	Diff. Win.21/22 - Win.20/21	Win.21/22	Diff. Win.21/22 - Win.20/21
EU27		81	-1	10	0	3	0	1	0	2	0	2	0
EURO AREA		81	0	10	0	3	0	1	0	2	0	2	0
NON-EURO AREA		82	0	9	-1	3	0	1	0	2	0	2	1
BE		81	5	11	0	3	-2	1	-2	2	-2	2	-1
BG		89	-1	6	-1	3	1	0	-1	1	0	0	0
CZ		63	-7	17	4	8	1	4	1	6	1	3	0
DK		79	3	10	-1	3	-1	3	0	3	-1	3	1
DE		78	0	14	1	3	0	1	0	3	0	2	0
EE		66	-3	14	1	7	1	5	1	5	0	3	0
IE		85	14	10	-5	2	-4	0	-2	1	-3	1	-1
EL		81	5	8	-4	1	-3	1	0	5	0	4	1
ES		82	-5	10	3	3	1	1	1	2	0	2	1
FR		77	2	8	-2	4	1	2	0	3	-1	6	1
HR		87	0	6	-2	3	1	0	-1	3	2	1	1
IT		91	0	8	1	1	0	0	0	0	-1	0	0
CY		84	-1	10	0	1	-1	0	-1	2	1	3	2
LV		67	2	10	-3	8	1	4	-1	5	0	7	4
LT		81	11	9	-4	3	-4	1	-3	2	-2	4	1
LU		62	0	21	7	5	-3	3	-1	5	-1	4	-1
HU		77	0	13	0	4	1	1	-1	2	1	4	1
MT		75	4	11	-1	6	2	2	0	3	0	2	-5
NL		75	-4	14	1	3	-2	3	1	4	3	2	1
AT		86	0	10	-1	2	1	1	0	1	1	1	1
PL		86	4	7	-3	3	0	1	0	1	-1	2	1
PT		90	7	6	-4	2	-1	1	0	1	-1	1	0
RO		90	-2	5	-1	1	0	1	1	1	1	2	1
SI		66	-4	13	0	7	0	2	0	8	3	4	2
SK		75	-2	13	4	5	0	1	-1	2	-2	2	-1
FI		77	1	13	-1	4	0	2	-1	2	-1	1	1
SE		74	-1	13	1	4	0	4	0	3	-1	2	1





























Standard Eurobarometer 96
Public opinion in the European Union
Winter 2021-2022

QD3R Watch TV on a TV set + via the Internet
 (%)

		No access to this medium (SPONTANEOUS)		Don't know	At least once a week		Two or three times a week + About once a week		Two or three times a month + Less often	
		Win.21/22	Diff. Win.21/22 - Win.20/21		Win.21/22	Diff. Win.21/22 - Win.20/21	Win.21/22	Diff. Win.21/22 - Win.20/21	Win.21/22	Diff. Win.21/22 - Win.20/21
EU27		0	0	0	94	0	13	0	3	0
EURO AREA		0	0	0	94	0	13	0	3	0
NON-EURO AREA		0	0	0	95	0	12	-1	3	0
BE		0	0	0	94	3	14	-2	3	-4
BG		0	0	0	98	0	9	0	1	-1
CZ		0	0	0	87	-2	25	5	10	2
DK		0	0	0	91	0	13	-2	6	-1
DE		0	0	0	94	0	17	1	4	0
EE		0	0	0	87	-1	21	2	10	1
IE		0	0	0	97	5	12	-9	1	-5
EL		0	0	0	90	-1	9	-7	6	0
ES		0	0	0	95	-1	13	4	3	1
FR		0	0	0	89	1	12	-1	5	-1
HR		0	0	0	96	-1	9	-1	3	1
IT		0	0	0	99	0	9	1	0	-1
CY		0	0	0	95	-1	11	-1	2	0
LV		0	0	0	84	-2	18	-2	9	-1
LT		0	0	0	93	4	12	-8	3	-5
LU		0	0	0	88	4	26	4	8	-2
HU		0	0	0	93	-1	17	1	3	0
MT		0	0	0	92	4	17	1	5	0
NL		0	0	0	91	-5	17	-1	7	4
AT		0	0	0	97	-1	12	0	2	1
PL		0	0	0	96	0	10	-3	2	-1
PT		0	0	0	98	3	8	-5	2	-1
RO		0	0	0	97	-2	6	-1	2	2
SI		0	0	0	86	-5	20	0	10	3
SK		0	0	0	93	2	18	4	3	-3
FI		0	0	0	94	0	17	-1	4	-2
SE		0	0	0	91	0	17	1	7	-1












Standard Eurobarometer 96
Public opinion in the European Union
Winter 2021-2022

QD4a Where do you get most of your news on European political matters? Firstly?
 (%)

		Television (generalist channels)	Television (news channels)	The written press	Radio	Information websites (websites from newspapers, news magazines, etc.)	Podcasts	Online social networks	Blogs	Video hosting websites	You do not look for news on European political matters (SPONTANEOUS)	Other (SPONTANEOUS)	Don't know	Total 'The Internet'
EU27		32	23	7	6	17	1	9	0	1	4	0	0	28
EURO AREA		34	20	8	6	16	1	9	1	1	4	0	0	28
NON-EURO AREA		26	31	3	5	20	1	9	0	1	3	0	1	31
BE		31	22	12	6	18	1	8	0	1	1	0	0	28
BG		51	21	1	1	8	0	10	1	0	6	0	1	19
CZ		13	23	2	5	47	2	6	0	2	0	0	0	57
DK		16	35	11	7	18	2	9	0	0	1	1	0	29
DE		31	22	11	7	16	1	10	0	0	1	1	0	27
EE		14	27	5	8	31	0	13	1	1	0	0	0	46
IE		22	24	6	14	18	1	12	1	0	1	0	1	32
EL		29	17	3	2	28	0	13	4	1	3	0	0	46
ES		36	17	5	5	17	0	8	0	2	9	0	1	27
FR		36	16	7	11	12	1	9	0	1	6	0	1	23
HR		45	17	2	2	16	0	12	0	3	3	0	0	31
IT		44	22	4	1	13	0	8	0	2	6	0	0	23
CY		32	21	1	1	13	0	23	1	1	6	0	1	38
CY (tcc)		15	28	6	1	8	0	28	0	1	2	2	9	37
LV		17	25	1	7	31	1	14	1	1	1	1	0	48
LT		29	20	1	4	27	1	13	1	0	3	1	0	42
LU		19	12	14	12	30	1	10	1	1	0	0	0	43
HU		30	23	1	4	26	1	12	1	1	1	0	0	41
MT		19	14	2	2	30	0	27	1	1	2	2	0	59
NL		16	22	26	4	26	1	4	0	0	1	0	0	31
AT		31	22	10	6	16	1	9	0	1	3	0	1	27
PL		25	33	1	4	20	1	11	0	1	3	0	1	33
PT		46	29	3	3	10	0	4	0	0	4	0	1	14
RO		32	40	2	2	7	2	6	0	1	7	0	1	16
SI		21	31	3	6	19	1	10	1	2	5	1	0	33
SK		30	20	2	5	21	0	12	1	4	4	0	1	38
FI		23	26	12	4	28	1	5	0	0	1	0	0	34
SE		10	36	12	11	23	1	5	0	1	0	1	0	30

Standard Eurobarometer 96
Public opinion in the European Union
Winter 2021-2022





























QD4a Where do you get most of your news on European political matters? Firstly?
 (%)

		Television (generalist channels)	Television (news channels)	The written press	Radio	Information websites (websites from newspapers, news magazines, etc.)	Podcasts	Online social networks	Blogs	Video hosting websites	You do not look for news on European political matters (SPONTANEOUS)	Other (SPONTANEOUS)	Don't know	Total 'The Internet'
EU27		32	23	7	6	17	1	9	0	1	4	0	0	28
EURO AREA		34	20	8	6	16	1	9	1	1	4	0	0	28
NON-EURO AREA		26	31	3	5	20	1	9	0	1	3	0	1	31
AL		35	12	12	4	17	1	16	1	2	0	0	0	37
MK		33	26	3	1	12	0	23	0	0	2	0	0	35
ME		24	31	3	1	21	2	13	0	0	5	0	0	36
RS		36	20	2	1	18	0	12	0	2	8	0	1	32
TR		18	39	2	0	12	0	23	0	1	1	0	4	36
BA		20	38	4	1	13	0	17	1	2	3	0	1	33
CH		17	25	19	12	22	0	4	0	1	0	0	0	27
IS		15	29	5	7	35	1	5	0	2	0	0	1	43
NO		20	20	19	6	28	1	5	0	1	0	0	0	35
UK		11	33	13	8	22	2	10	0	1	0	0	0	35
XK		27	32	2	1	13	0	20	0	1	2	0	2	34

Standard Eurobarometer 96
Public opinion in the European Union
Winter 2021-2022

QD4ab Where do you get most of your news on European political matters? Firstly? And then?
 (%)












(MULTIPLE ANSWERS POSSIBLE)

		Television (generalist channels)	Television (news channels)	The written press	Radio	Information websites (websites from newspapers, news magazines, etc.)	Podcasts	Online social networks	Blogs	Video hosting websites	You do not look for news on European political matters (SPONTANEOUS)	Other (SPONTANEOUS)	Don't know	Total 'The Internet'
EU27		57	52	28	33	39	5	25	3	6	6	1	2	52
EURO AREA		59	49	31	34	38	4	24	4	6	7	1	2	51
NON-EURO AREA		51	61	19	28	41	6	28	3	6	5	1	1	57
BE		53	46	36	41	43	3	21	2	4	2	1	1	55
BG		75	49	18	22	26	2	39	5	1	10	0	2	53
CZ		35	56	19	35	82	13	25	3	9	1	0	0	89
DK		37	60	33	39	42	9	27	0	2	4	1	3	59
DE		60	50	40	51	37	7	25	2	5	2	1	1	52
EE		40	52	32	50	56	3	37	4	6	1	1	1	76
IE		46	52	31	50	35	8	28	3	2	1	0	1	52
EL		58	49	20	23	49	3	42	28	15	6	1	1	65
ES		54	43	20	25	37	2	23	3	5	15	1	3	47
FR		60	38	25	32	29	3	20	1	5	10	1	5	43
HR		65	50	20	28	43	3	35	3	15	3	0	0	63
IT		70	59	28	21	40	3	24	4	11	7	0	1	51
CY		57	51	14	28	38	3	46	12	9	7	1	4	62
CY (tcc)		35	49	18	4	25	1	41	0	13	2	2	11	56
LV		37	47	15	33	59	3	40	4	6	2	2	2	75
LT		58	52	22	31	53	7	33	7	5	5	1	1	65
LU		42	37	46	48	56	7	31	3	8	0	1	1	71
HU		61	54	13	26	49	8	37	6	10	3	0	0	64
MT		42	45	11	22	55	4	56	8	14	3	2	2	77
NL		41	49	52	32	54	5	14	3	1	2	1	0	61
AT		63	52	53	44	38	6	33	6	4	4	0	1	56
PL		51	62	13	28	42	3	30	2	5	5	0	1	57
PT		70	68	22	25	33	3	22	1	1	6	0	3	46
RO		63	73	14	14	16	6	23	2	3	10	1	2	36
SI		42	50	25	39	44	4	30	7	11	7	2	0	64
SK		61	52	22	45	44	8	29	9	20	8	0	2	60
FI		45	48	51	32	56	3	18	1	4	2	1	4	62
SE		25	63	43	48	47	9	17	2	7	2	2	2	58

Standard Eurobarometer 96
Public opinion in the European Union
Winter 2021-2022

QD4ab Where do you get most of your news on European political matters? Firstly? And then?
 (%)

(MULTIPLE ANSWERS POSSIBLE)





























		Television (generalist channels)	Television (news channels)	The written press	Radio	Information websites (websites from newspapers, news magazines, etc.)	Podcasts	Online social networks	Blogs	Video hosting websites	You do not look for news on European political matters (SPONTANEOUS)	Other (SPONTANEOUS)	Don't know	Total 'The Internet'
EU27		57	52	28	33	39	5	25	3	6	6	1	2	52
EURO AREA		59	49	31	34	38	4	24	4	6	7	1	2	51
NON-EURO AREA		51	61	19	28	41	6	28	3	6	5	1	1	57
AL		64	61	32	14	39	6	34	3	12	0	0	0	61
MK		63	59	13	10	39	1	55	3	7	3	0	2	66
ME		47	60	25	6	43	6	35	3	1	5	0	0	63
RS		61	50	25	10	39	4	34	7	8	10	0	2	54
TR		52	74	16	5	35	3	54	2	13	1	0	4	68
BA		50	65	16	14	33	2	38	3	8	3	1	2	54
CH		45	51	55	48	45	4	13	2	5	1	0	0	53
IS		33	54	24	39	61	6	24	2	7	1	0	1	74
NO		50	47	53	35	58	8	18	1	6	1	0	1	69
UK		35	60	37	38	52	6	28	3	5	1	1	0	69
XK		52	57	5	4	30	1	42	1	7	4	1	6	60

Standard Eurobarometer 96
Public opinion in the European Union
Winter 2021-2022

QD5 When you are looking for information about the EU, its policies, its institutions, which of the following sources do you use?

(%)

(MULTIPLE ANSWERS POSSIBLE)













		Attending (online) conferences, talks, meetings	Discussions with relatives, friends, colleagues	Television, radio, written press	Institutional and official websites (governmental websites, etc.)	Information websites (websites from newspapers, news magazines, video hosting websites, etc.)	Online social networks	Blogs	Books, brochures, information leaflets	Telephone (Info lines, Europe Direct, etc.)	Other (SPONTANEOUS)	Never look for such information, not interested (SPONTANEOUS)	Don't know	Total 'The Internet'
EU27		4	29	53	20	30	15	3	7	1	0	12	1	48
EURO AREA		3	29	54	21	30	15	3	8	1	0	12	1	48
NON-EURO AREA		4	29	48	18	29	15	2	3	1	0	11	1	47
BE		5	27	52	26	31	13	2	7	3	0	4	0	54
BG		1	35	48	7	15	21	2	2	0	0	19	1	36
CZ		2	23	46	45	53	15	2	7	0	0	1	0	78
DK		2	29	62	27	41	15	1	6	1	2	5	1	57
DE		3	40	61	26	29	19	3	15	1	0	7	0	51
EE		4	17	57	46	40	23	3	9	1	0	0	0	77
IE		6	22	54	22	30	21	4	5	0	0	3	1	53
EL		6	52	48	16	41	31	21	5	1	0	9	0	59
ES		2	25	50	13	29	16	2	2	0	0	21	2	42
FR		2	22	51	15	27	12	1	5	2	0	16	2	43
HR		5	39	50	18	29	26	4	6	2	0	8	0	54
IT		5	23	56	16	26	13	3	5	2	0	12	1	40
CY		13	44	48	10	28	39	8	6	2	0	9	4	55
CY (tcc)		3	13	33	7	10	35	1	1	2	1	3	11	48
LV		2	24	37	22	38	24	4	4	2	0	12	0	61
LT		2	22	36	6	33	19	5	2	1	0	27	0	47
LU		8	32	56	36	38	20	3	10	4	0	0	1	65
HU		3	37	49	12	37	20	5	3	0	0	4	1	54
MT		4	27	40	27	40	32	6	6	0	0	6	1	68
NL		4	27	52	52	45	5	2	10	1	0	5	1	75
AT		8	38	49	25	30	21	6	8	3	0	17	1	51
PL		4	23	49	14	28	15	2	2	1	0	13	2	44
PT		5	25	53	22	25	10	1	3	0	0	21	1	40
RO		7	37	43	7	11	10	2	2	1	0	17	1	24
SI		3	28	43	28	28	15	4	6	2	0	12	0	53
SK		3	34	42	15	26	21	5	2	1	0	18	1	47
FI		2	21	55	37	45	10	2	8	1	0	4	1	66
SE		3	27	49	37	42	9	1	8	1	1	8	0	64

Standard Eurobarometer 96
Public opinion in the European Union
Winter 2021-2022

QD5 When you are looking for information about the EU, its policies, its institutions, which of the following sources do you use?

(%)


































(MULTIPLE ANSWERS POSSIBLE)

		Attending (online) conferences, talks, meetings	Discussions with relatives, friends, colleagues	Television, radio, written press	Institutional and official websites (governmental websites, etc.)	Information websites (websites from newspapers, news magazines, video hosting websites, etc.)	Online social networks	Blogs	Books, brochures, information leaflets	Telephone (Info lines, Europe Direct, etc.)	Other (SPONTANEOUS)	Never look for such information, not interested (SPONTANEOUS)	Don't know	Total 'The Internet'
EU27		4	29	53	20	30	15	3	7	1	0	12	1	48
EURO AREA		3	29	54	21	30	15	3	8	1	0	12	1	48
NON-EURO AREA		4	29	48	18	29	15	2	3	1	0	11	1	47
AL		3	46	64	27	30	34	3	1	1	0	0	0	56
MK		6	48	49	18	25	36	1	2	1	0	5	0	53
ME		10	36	40	12	27	24	3	4	1	0	6	0	51
RS		4	50	48	9	24	21	4	4	0	0	12	2	40
TR		7	40	49	9	25	36	1	4	1	0	2	4	54
BA		2	34	49	10	23	24	2	2	2	0	6	1	43
CH		3	27	64	38	45	7	1	8	0	0	0	0	67
IS		4	24	43	38	42	14	2	9	3	0	3	3	67
NO		6	14	61	31	47	8	0	6	0	0	1	0	64
UK		4	32	55	28	42	18	2	8	1	0	1	0	67
XK		6	23	32	8	20	26	1	3	3	0	4	2	48

Standard Eurobarometer 96
Public opinion in the European Union
Winter 2021-2022

QD6.1 Regardless of whether you participate in online social networks or not (social networking websites, blogs, video hosting websites), please tell whether you totally agree, tend to agree, tend to disagree or totally disagree with each of the following statements:


































Online social networks are a modern way to keep abreast of political affairs (%)

		Totally agree		Tend to agree		Tend to disagree		Totally disagree		Don't know	Total 'Agree'		Total 'Disagree'	
		Win.21/22	Diff. Win.21/22 - Aut.2018	Win.21/22	Diff. Win.21/22 - Aut.2018	Win.21/22	Diff. Win.21/22 - Aut.2018	Win.21/22	Diff. Win.21/22 - Aut.2018		Win.21/22	Diff. Win.21/22 - Aut.2018	Win.21/22	Diff. Win.21/22 - Aut.2018
EU27		21	5	39	-2	18	2	11	3	11	60	3	29	5
EURO AREA		20	5	38	-2	19	2	11	2	12	58	3	30	4
NON-EURO AREA		26	8	42	1	15	-1	7	2	10	68	9	22	1
BE		17	7	42	-9	24	3	13	5	4	59	-2	37	8
BG		36	10	32	-3	9	1	5	0	18	68	7	14	1
CZ		12	-3	45	5	35	18	8	2	0	57	2	43	20
DK		23	-6	41	5	21	6	13	4	2	64	-1	34	10
DE		17	3	34	1	20	2	14	4	15	51	4	34	6
EE		18	3	47	8	28	15	7	2	0	65	11	35	17
IE		32	9	44	-1	13	2	4	-2	7	76	8	17	0
EL		31	8	44	-1	12	0	4	0	9	75	7	16	0
ES		24	6	39	-5	14	3	9	2	14	63	1	23	5
FR		14	1	34	-1	22	3	15	2	15	48	0	37	5
HR		32	3	48	8	10	-1	5	0	5	80	11	15	-1
IT		22	8	46	2	17	-1	7	-1	8	68	10	24	-2
CY		35	7	35	-3	8	2	8	4	14	70	4	16	6
LV		29	-2	42	2	16	6	6	1	7	71	0	22	7
LT		23	4	41	-1	14	3	3	1	19	64	3	17	4
LU		18	2	45	6	23	6	11	3	3	63	8	34	9
HU		34	15	46	5	8	-8	6	-1	6	80	20	14	-9
MT		36	18	46	-1	8	2	2	-1	8	82	17	10	1
NL		20	2	33	-10	24	2	20	8	3	53	-8	44	10
AT		21	2	42	-1	15	-1	11	4	11	63	1	26	3
PL		29	12	46	0	7	-4	5	3	13	75	12	12	-1
PT		17	8	41	-1	21	3	9	0	12	58	7	30	3
RO		23	6	33	-10	21	0	8	4	15	56	-4	29	4
SI		23	-2	45	6	18	5	9	3	5	68	4	27	8
SK		35	17	40	-7	7	-4	6	4	12	75	10	13	0
FI		19	-4	42	4	25	6	9	5	5	61	0	34	11
SE		21	-5	41	5	25	5	10	0	3	62	0	35	5
BA		22	N.A.	54	N.A.	11	N.A.	4	N.A.	9	76	N.A.	15	N.A.
CH		8	N.A.	38	N.A.	39	N.A.	15	N.A.	0	46	N.A.	54	N.A.
IS		19	N.A.	57	N.A.	17	N.A.	5	N.A.	2	76	N.A.	22	N.A.
NO		11	N.A.	47	N.A.	30	N.A.	12	N.A.	0	58	N.A.	42	N.A.
UK		12	-4	47	6	31	14	10	5	0	59	2	41	19
XK		46	N.A.	31	N.A.	7	N.A.	4	N.A.	12	77	N.A.	11	N.A.

Standard Eurobarometer 96
Public opinion in the European Union
Winter 2021-2022

QD6.2 Regardless of whether you participate in online social networks or not (social networking websites, blogs, video hosting websites), please tell whether you totally agree, tend to agree, tend to disagree or totally disagree with each of the following statements:


































Information on political affairs from online social networks cannot be trusted (%)

		Totally agree		Tend to agree		Tend to disagree		Totally disagree		Don't know	Total 'Agree'		Total 'Disagree'	
		Win.21/22	Diff. Win.21/22 - Aut.2018	Win.21/22	Diff. Win.21/22 - Aut.2018	Win.21/22	Diff. Win.21/22 - Aut.2018	Win.21/22	Diff. Win.21/22 - Aut.2018		Win.21/22	Diff. Win.21/22 - Aut.2018	Win.21/22	Diff. Win.21/22 - Aut.2018
EU27		22	5	38	1	20	1	6	2	14	60	6	26	3
EURO AREA		23	6	37	0	20	1	6	1	14	60	6	26	2
NON-EURO AREA		22	5	40	2	20	2	6	2	12	62	7	26	4
BE		24	10	47	-2	21	-1	3	-1	5	71	8	24	-2
BG		15	6	30	6	24	0	8	-2	23	45	12	32	-2
CZ		15	7	55	21	28	3	2	-3	0	70	28	30	0
DK		26	14	47	8	22	-1	2	-7	3	73	22	24	-8
DE		21	4	31	-3	23	7	7	2	18	52	1	30	9
EE		20	10	57	19	21	5	2	-1	0	77	29	23	4
IE		29	6	44	1	16	1	3	0	8	73	7	19	1
EL		13	4	37	4	32	1	5	0	13	50	8	37	1
ES		28	8	37	-2	14	0	5	2	16	65	6	19	2
FR		24	1	37	1	16	2	6	1	17	61	2	22	3
HR		22	7	42	10	22	-3	7	-2	7	64	17	29	-5
IT		21	9	37	1	24	-1	7	1	11	58	10	31	0
CY		22	10	33	1	23	2	5	0	17	55	11	28	2
LV		21	3	45	5	22	3	3	0	9	66	8	25	3
LT		19	6	41	4	15	-1	2	0	23	60	10	17	-1
LU		22	5	49	11	22	6	4	0	3	71	16	26	6
HU		29	11	40	2	17	-4	5	2	9	69	13	22	-2
MT		17	1	56	13	14	3	2	1	11	73	14	16	4
NL		25	11	44	1	21	-8	5	2	5	69	12	26	-6
AT		23	7	34	-4	21	-1	9	3	13	57	3	30	2
PL		23	9	34	0	20	0	8	4	15	57	9	28	4
PT		14	6	51	6	15	-2	3	0	17	65	12	18	-2
RO		15	0	41	-2	20	-2	8	5	16	56	-2	28	3
SI		35	13	40	4	14	-3	5	0	6	75	17	19	-3
SK		24	13	33	-3	19	-5	5	0	19	57	10	24	-5
FI		32	14	40	1	20	-3	2	1	6	72	15	22	-2
SE		31	-4	46	4	16	4	4	2	3	77	0	20	6
BA		24	N.A.	43	N.A.	19	N.A.	4	N.A.	10	67	N.A.	23	N.A.
CH		23	N.A.	51	N.A.	21	N.A.	5	N.A.	0	74	N.A.	26	N.A.
IS		23	N.A.	49	N.A.	24	N.A.	2	N.A.	2	72	N.A.	26	N.A.
NO		35	N.A.	50	N.A.	12	N.A.	3	N.A.	0	85	N.A.	15	N.A.
UK		21	1	58	18	17	4	4	1	0	79	19	21	5
XK		36	N.A.	34	N.A.	14	N.A.	5	N.A.	11	70	N.A.	19	N.A.

Standard Eurobarometer 96
Public opinion in the European Union
Winter 2021-2022

QD6.3 Regardless of whether you participate in online social networks or not (social networking websites, blogs, video hosting websites), please tell whether you totally agree, tend to agree, tend to disagree or totally disagree with each of the following statements:


































Online social networks can get people interested in political affairs (%)

		Totally agree		Tend to agree		Tend to disagree		Totally disagree		Don't know	Total 'Agree'		Total 'Disagree'	
		Win.21/22	Diff. Win.21/22 - Aut.2018	Win.21/22	Diff. Win.21/22 - Aut.2018	Win.21/22	Diff. Win.21/22 - Aut.2018	Win.21/22	Diff. Win.21/22 - Aut.2018		Win.21/22	Diff. Win.21/22 - Aut.2018	Win.21/22	Diff. Win.21/22 - Aut.2018
EU27		18	2	44	1	17	2	8	2	13	62	3	25	4
EURO AREA		17	2	43	0	17	2	9	2	14	60	2	26	4
NON-EURO AREA		23	4	46	2	15	2	5	1	11	69	6	20	3
BE		13	3	52	0	22	1	9	2	4	65	3	31	3
BG		21	4	33	4	16	1	10	0	20	54	8	26	1
CZ		12	0	54	19	30	8	4	-4	0	66	19	34	4
DK		21	-3	49	3	21	11	6	-1	3	70	0	27	10
DE		16	0	43	1	16	4	8	2	17	59	1	24	6
EE		15	3	64	18	19	9	2	-1	0	79	21	21	8
IE		29	7	51	4	9	-1	2	-4	9	80	11	11	-5
EL		25	8	38	-2	19	2	6	-1	12	63	6	25	1
ES		18	1	42	-1	15	3	9	2	16	60	0	24	5
FR		12	0	33	2	22	0	16	3	17	45	2	38	3
HR		24	1	47	6	16	4	6	-1	7	71	7	22	3
IT		18	4	49	-1	17	3	7	1	9	67	3	24	4
CY		18	5	35	-4	19	4	11	3	17	53	1	30	7
LV		21	-4	54	7	14	4	4	1	7	75	3	18	5
LT		16	1	44	2	16	4	4	0	20	60	3	20	4
LU		13	-1	52	12	24	7	8	0	3	65	11	32	7
HU		31	12	42	4	13	-5	7	-1	7	73	16	20	-6
MT		20	8	59	11	12	5	1	-4	8	79	19	13	1
NL		22	0	58	0	10	1	5	0	5	80	0	15	1
AT		21	2	40	-1	17	-1	9	3	13	61	1	26	2
PL		25	8	49	3	8	-3	4	2	14	74	11	12	-1
PT		13	7	45	3	22	0	5	-2	15	58	10	27	-2
RO		15	0	39	-5	21	-1	8	5	17	54	-5	29	4
SI		23	1	49	7	16	4	6	-1	6	72	8	22	3
SK		27	9	41	-4	10	-2	7	5	15	68	5	17	3
FI		21	-3	54	9	17	4	3	1	5	75	6	20	5
SE		30	-8	50	5	13	7	4	1	3	80	-3	17	8
BA		20	N.A.	51	N.A.	16	N.A.	3	N.A.	10	71	N.A.	19	N.A.
CH		10	N.A.	60	N.A.	25	N.A.	5	N.A.	0	70	N.A.	30	N.A.
IS		24	N.A.	64	N.A.	8	N.A.	2	N.A.	2	88	N.A.	10	N.A.
NO		22	N.A.	64	N.A.	11	N.A.	3	N.A.	0	86	N.A.	14	N.A.
UK		15	-5	63	16	18	7	4	2	0	78	11	22	9
XK		47	N.A.	29	N.A.	11	N.A.	2	N.A.	11	76	N.A.	13	N.A.

Standard Eurobarometer 96
Public opinion in the European Union
Winter 2021-2022

QD6.4 Regardless of whether you participate in online social networks or not (social networking websites, blogs, video hosting websites), please tell whether you totally agree, tend to agree, tend to disagree or totally disagree with each of the following statements:

Online social networks are a good way to have your say on political issues (%)





























		Totally agree		Tend to agree		Tend to disagree		Totally disagree		Don't know	Total 'Agree'		Total 'Disagree'	
		Win.21/22	Diff. Win.21/22 - Aut.2018	Win.21/22	Diff. Win.21/22 - Aut.2018	Win.21/22	Diff. Win.21/22 - Aut.2018	Win.21/22	Diff. Win.21/22 - Aut.2018		Win.21/22	Diff. Win.21/22 - Aut.2018	Win.21/22	Diff. Win.21/22 - Aut.2018
EU27		18	3	39	0	20	3	11	2	12	57	3	31	5
EURO AREA		17	3	38	-1	20	2	12	2	13	55	2	32	4
NON-EURO AREA		20	3	42	2	19	3	8	1	11	62	5	27	4
BE		12	3	38	-10	29	6	16	6	5	50	-7	45	12
BG		25	0	38	5	10	2	6	0	21	63	5	16	2
CZ		9	-6	44	3	38	21	9	3	0	53	-3	47	24
DK		13	-3	36	1	30	10	19	2	2	49	-2	49	12
DE		16	4	35	-1	21	4	12	1	16	51	3	33	5
EE		15	-1	53	15	25	12	7	1	0	68	14	32	13
IE		25	5	44	0	17	3	5	-2	9	69	5	22	1
EL		31	13	37	-4	14	-1	6	-2	12	68	9	20	-3
ES		16	0	40	0	17	2	11	2	16	56	0	28	4
FR		17	1	34	0	19	2	14	2	16	51	1	33	4
HR		22	4	43	6	18	3	10	-2	7	65	10	28	1
IT		18	7	45	1	20	-2	9	1	8	63	8	29	-1
CY		29	4	33	0	13	1	9	3	16	62	4	22	4
LV		21	-5	45	3	19	8	7	1	8	66	-2	26	9
LT		19	2	41	1	14	2	6	2	20	60	3	20	4
LU		13	-1	46	7	27	9	10	1	4	59	6	37	10
HU		30	9	45	5	12	-3	6	-1	7	75	14	18	-4
MT		21	8	48	3	15	6	7	1	9	69	11	22	7
NL		9	-3	28	-9	30	2	30	13	3	37	-12	60	15
AT		20	0	40	-1	16	-1	13	5	11	60	-1	29	4
PL		24	8	47	1	10	-1	4	1	15	71	9	14	0
PT		10	2	48	2	18	5	10	0	14	58	4	28	5
RO		14	-2	37	-7	24	4	9	4	16	51	-9	33	8
SI		19	-3	41	2	21	7	13	6	6	60	-1	34	13
SK		27	6	40	-3	11	-1	7	5	15	67	3	18	4
FI		16	-2	47	3	22	7	9	3	6	63	1	31	10
SE		18	-3	38	0	28	6	12	1	4	56	-3	40	7
BA		19	N.A.	42	N.A.	20	N.A.	8	N.A.	11	61	N.A.	28	N.A.
CH		8	N.A.	44	N.A.	37	N.A.	11	N.A.	0	52	N.A.	48	N.A.
IS		12	N.A.	49	N.A.	29	N.A.	8	N.A.	2	61	N.A.	37	N.A.
NO		9	N.A.	49	N.A.	30	N.A.	12	N.A.	0	58	N.A.	42	N.A.
UK		10	-6	43	7	35	16	12	5	0	53	1	47	21
XK		40	N.A.	30	N.A.	14	N.A.	4	N.A.	12	70	N.A.	18	N.A.

Standard Eurobarometer 96
Public opinion in the European Union
Winter 2021-2022

QD6.1.1 Regardless of whether you participate in online social networks or not (social networking websites, blogs, video hosting websites), please tell whether you totally agree, tend to agree, tend to disagree or totally disagree with each of the following statements:

Online social networks are a modern way to keep abreast of political affairs (%)

(RESPONDENTS THAT USE ONLINE SOCIAL NETWORKS AT LEAST ONCE A WEEK)





























		Totally agree		Tend to agree		Tend to disagree		Totally disagree		Don't know	Total 'Agree'		Total 'Disagree'	
		Win.21/22	Diff. Win.21/22 - Aut.2018	Win.21/22	Diff. Win.21/22 - Aut.2018	Win.21/22	Diff. Win.21/22 - Aut.2018	Win.21/22	Diff. Win.21/22 - Aut.2018	Win.21/22	Win.21/22	Diff. Win.21/22 - Aut.2018	Win.21/22	Diff. Win.21/22 - Aut.2018
EU27		29	7	47	-3	16	-1	6	0	2	76	4	22	-1
EURO AREA		28	6	47	-3	17	-1	6	0	2	75	3	23	-1
NON-EURO AREA		33	10	47	-3	15	-2	4	0	1	80	7	19	-2
BE		22	9	47	-12	23	2	8	3	0	69	-3	31	5
BG		49	14	36	-8	8	-1	3	-3	4	85	6	11	-4
CZ		15	-7	52	2	28	10	5	1	0	67	-5	33	11
DK		26	-8	41	4	22	4	10	3	1	67	-4	32	7
DE		26	6	43	-3	21	1	8	0	2	69	3	29	1
EE		21	0	49	-2	26	12	4	-1	0	70	-2	30	11
IE		37	6	49	-1	10	0	2	-2	2	86	5	12	-2
EL		43	10	48	-3	7	-5	1	-2	1	91	7	8	-7
ES		32	7	46	-9	13	1	7	2	2	78	-2	20	3
FR		21	0	48	3	21	2	7	-2	3	69	3	28	0
HR		38	-1	50	3	8	-2	3	0	1	88	2	11	-2
IT		32	13	53	-2	11	-7	3	-2	1	85	11	14	-9
CY		45	6	40	-8	8	0	4	3	3	85	-2	12	3
LV		35	-1	46	3	14	3	3	-2	2	81	2	17	1
LT		30	3	49	-4	16	2	3	1	2	79	-1	19	3
LU		21	-2	50	2	21	3	7	2	1	71	0	28	5
HU		41	18	49	1	7	-11	2	-5	1	90	19	9	-16
MT		42	16	46	-11	8	0	3	0	1	88	5	11	0
NL		24	4	34	-10	23	0	18	8	1	58	-6	41	8
AT		29	4	53	0	12	-3	4	1	2	82	4	16	-2
PL		40	17	53	-3	5	-8	2	-1	0	93	14	7	-9
PT		21	8	49	-5	24	-1	4	-1	2	70	3	28	-2
RO		29	6	41	-11	23	4	4	1	3	70	-5	27	5
SI		27	-6	48	0	18	5	6	3	1	75	-6	24	8
SK		47	22	41	-15	6	-6	3	2	3	88	7	9	-4
FI		23	-7	46	4	25	6	5	1	1	69	-3	30	7
SE		24	-5	43	3	26	5	6	-3	1	67	-2	32	2

Standard Eurobarometer 96
Public opinion in the European Union
Winter 2021-2022

QD6.1.2 Regardless of whether you participate in online social networks or not (social networking websites, blogs, video hosting websites), please tell whether you totally agree, tend to agree, tend to disagree or totally disagree with each of the following statements:

Information on political affairs from online social networks cannot be trusted (%)

(RESPONDENTS THAT USE ONLINE SOCIAL NETWORKS AT LEAST ONCE A WEEK)





























		Totally agree		Tend to agree		Tend to disagree		Totally disagree		Don't know	Total 'Agree'		Total 'Disagree'	
		Win.21/22	Diff. Win.21/22 - Aut.2018	Win.21/22	Diff. Win.21/22 - Aut.2018	Win.21/22	Diff. Win.21/22 - Aut.2018	Win.21/22	Diff. Win.21/22 - Aut.2018	Win.21/22	Win.21/22	Diff. Win.21/22 - Aut.2018	Win.21/22	Diff. Win.21/22 - Aut.2018
EU27		23	4	44	-1	24	0	5	1	4	67	3	29	1
EURO AREA		22	4	44	-2	25	0	4	0	5	66	2	29	0
NON-EURO AREA		23	4	44	-1	24	2	6	2	3	67	3	30	4
BE		22	9	52	-4	23	-1	2	-2	1	74	5	25	-3
BG		15	5	32	3	33	-1	10	-4	10	47	8	43	-5
CZ		11	1	55	16	32	-3	2	-3	0	66	17	34	-6
DK		24	13	49	5	24	-2	2	-6	1	73	18	26	-8
DE		20	2	39	-4	31	7	5	0	5	59	-2	36	7
EE		18	6	56	7	23	1	3	1	0	74	13	26	2
IE		29	4	48	1	17	-1	2	-2	4	77	5	19	-3
EL		11	-2	41	4	41	0	6	0	1	52	2	47	0
ES		30	8	44	-7	16	-2	5	1	5	74	1	21	-1
FR		20	-5	48	4	22	3	3	-1	7	68	-1	25	2
HR		26	10	43	4	23	-9	5	-4	3	69	14	28	-13
IT		24	10	44	1	24	-5	4	-2	4	68	11	28	-7
CY		25	12	39	-2	28	-1	5	-1	3	64	10	33	-2
LV		20	-1	50	7	24	2	3	0	3	70	6	27	2
LT		24	6	50	2	18	-4	2	0	6	74	8	20	-4
LU		19	2	51	3	26	7	4	1	0	70	5	30	8
HU		33	13	43	0	18	-9	3	0	3	76	13	21	-9
MT		17	-5	62	9	16	1	1	-1	4	79	4	17	0
NL		21	9	45	1	26	-6	4	0	4	66	10	30	-6
AT		20	2	40	-2	26	-3	8	4	6	60	0	34	1
PL		27	11	38	-6	23	-3	9	5	3	65	5	32	2
PT		15	5	61	2	17	-7	2	0	5	76	7	19	-7
RO		17	-2	49	-4	25	6	5	3	4	66	-6	30	9
SI		36	11	44	-2	15	-5	3	0	2	80	9	18	-5
SK		26	14	35	-6	23	-9	4	-3	12	61	8	27	-12
FI		30	13	43	-3	23	-6	2	1	2	73	10	25	-5
SE		29	-6	51	5	16	2	3	1	1	80	-1	19	3

Standard Eurobarometer 96
Public opinion in the European Union
Winter 2021-2022

QD6.1.3 Regardless of whether you participate in online social networks or not (social networking websites, blogs, video hosting websites), please tell whether you totally agree, tend to agree, tend to disagree or totally disagree with each of the following statements:

Online social networks can get people interested in political affairs (%)

(RESPONDENTS THAT USE ONLINE SOCIAL NETWORKS AT LEAST ONCE A WEEK)





























		Totally agree		Tend to agree		Tend to disagree		Totally disagree		Don't know	Total 'Agree'		Total 'Disagree'	
		Win.21/22	Diff. Win.21/22 - Aut.2018	Win.21/22	Diff. Win.21/22 - Aut.2018	Win.21/22	Diff. Win.21/22 - Aut.2018	Win.21/22	Diff. Win.21/22 - Aut.2018	Win.21/22	Win.21/22	Diff. Win.21/22 - Aut.2018	Win.21/22	Diff. Win.21/22 - Aut.2018
EU27		24	1	53	0	16	1	4	0	3	77	1	20	1
EURO AREA		23	2	52	-1	16	0	5	0	4	75	1	21	0
NON-EURO AREA		28	3	53	0	14	1	3	0	2	81	3	17	1
BE		17	4	58	-2	20	-1	5	1	0	75	2	25	0
BG		29	7	40	1	17	-2	6	-4	8	69	8	23	-6
CZ		15	-3	60	18	23	-2	2	-6	0	75	15	25	-8
DK		22	-6	52	2	19	9	6	0	1	74	-4	25	9
DE		23	-1	52	-3	16	5	5	1	4	75	-4	21	6
EE		16	-2	66	8	16	5	2	0	0	82	6	18	5
IE		33	4	55	4	8	-3	1	-4	3	88	8	9	-7
EL		36	11	44	-7	14	-2	4	-1	2	80	4	18	-3
ES		23	-1	51	-2	16	2	6	1	4	74	-3	22	3
FR		17	-1	47	9	22	-3	8	-4	6	64	8	30	-7
HR		30	-2	49	1	15	2	4	-1	2	79	-1	19	1
IT		25	5	58	-2	12	-2	2	0	3	83	3	14	-2
CY		23	5	43	-10	22	4	9	2	3	66	-5	31	6
LV		26	-5	56	8	13	1	3	0	2	82	3	16	1
LT		22	1	54	-2	18	4	3	-1	3	76	-1	21	3
LU		15	-4	58	8	20	2	6	1	1	73	4	26	3
HU		38	13	45	2	12	-8	4	-3	1	83	15	16	-11
MT		24	6	61	1	12	2	1	-4	2	85	7	13	-2
NL		27	3	59	-3	9	1	3	0	2	86	0	12	1
AT		28	2	49	-2	15	0	4	1	4	77	0	19	1
PL		33	11	59	0	6	-5	2	0	0	92	11	8	-5
PT		16	7	52	-3	26	-2	3	-2	3	68	4	29	-4
RO		20	0	47	-6	23	3	5	3	5	67	-6	28	6
SI		27	-3	53	1	14	2	4	0	2	80	-2	18	2
SK		36	11	45	-8	8	-5	6	4	5	81	3	14	-1
FI		24	-6	57	5	16	4	2	0	1	81	-1	18	4
SE		34	-12	52	7	11	6	2	0	1	86	-5	13	6

Standard Eurobarometer 96
Public opinion in the European Union
Winter 2021-2022

QD6.1.4 Regardless of whether you participate in online social networks or not (social networking websites, blogs, video hosting websites), please tell whether you totally agree, tend to agree, tend to disagree or totally disagree with each of the following statements:

Online social networks are a good way to have your say on political issues (%)





























(RESPONDENTS THAT USE ONLINE SOCIAL NETWORKS AT LEAST ONCE A WEEK)

		Totally agree		Tend to agree		Tend to disagree		Totally disagree		Don't know	Total 'Agree'		Total 'Disagree'	
		Win.21/22	Diff. Win.21/22 - Aut.2018	Win.21/22	Diff. Win.21/22 - Aut.2018	Win.21/22	Diff. Win.21/22 - Aut.2018	Win.21/22	Diff. Win.21/22 - Aut.2018	Win.21/22	Win.21/22	Diff. Win.21/22 - Aut.2018	Win.21/22	Diff. Win.21/22 - Aut.2018
EU27		24	4	47	-2	19	0	7	0	3	71	2	26	0
EURO AREA		24	4	46	-3	19	0	8	0	3	70	1	27	0
NON-EURO AREA		26	4	47	-2	19	1	6	1	2	73	2	25	2
BE		15	4	42	-12	30	5	12	4	1	57	-8	42	9
BG		33	0	47	4	10	2	4	-3	6	80	4	14	-1
CZ		12	-10	47	-3	35	16	6	3	0	59	-13	41	19
DK		15	-4	37	-2	30	9	18	2	0	52	-6	48	11
DE		24	5	45	-3	21	2	7	-2	3	69	2	28	0
EE		16	-6	55	6	23	8	6	0	0	71	0	29	8
IE		29	3	50	-1	15	2	3	-3	3	79	2	18	-1
EL		44	17	41	-11	11	-2	3	-3	1	85	6	14	-5
ES		21	-1	49	-3	18	1	8	2	4	70	-4	26	3
FR		25	0	43	2	19	-1	8	-1	5	68	2	27	-2
HR		26	-1	49	2	17	0	6	-1	2	75	1	23	-1
IT		26	11	52	-4	17	-3	3	-2	2	78	7	20	-5
CY		37	3	38	-5	15	0	8	3	2	75	-2	23	3
LV		25	-5	47	1	20	7	6	1	2	72	-4	26	8
LT		24	0	51	-2	16	2	6	2	3	75	-2	22	4
LU		15	-4	48	1	27	9	8	-1	2	63	-3	35	8
HU		37	11	49	1	11	-5	3	-3	0	86	12	14	-8
MT		24	5	52	-3	15	2	6	-1	3	76	2	21	1
NL		9	-4	28	-12	32	4	29	14	2	37	-16	61	18
AT		27	0	48	-2	13	-2	9	4	3	75	-2	22	2
PL		34	13	53	-7	9	-4	3	1	1	87	6	12	-3
PT		13	1	57	-4	20	3	7	0	3	70	-3	27	3
RO		19	-2	45	-7	28	8	5	2	3	64	-9	33	10
SI		24	-4	44	-5	21	5	10	6	1	68	-9	31	11
SK		37	9	44	-7	10	-3	4	2	5	81	2	14	-1
FI		19	-1	52	1	21	5	6	-1	2	71	0	27	4
SE		20	-4	39	-2	29	5	10	0	2	59	-6	39	5

Standard Eurobarometer 96
Public opinion in the European Union
Winter 2021-2022

QD7.1 For each of the following statements, please tell to what extent it corresponds or not to the situation of the (NATIONALITY) media:





























(NATIONALITY) media provide trustworthy information (%)

		Yes, definitely		Yes, to some extent		No, not really		No, not at all		It depends (SPONTANEOUS)		Don't know	Total 'Yes'		Total 'No'	
		Win.21/22	Diff. Win.21/22 - Win.20/21	Win.21/22	Diff. Win.21/22 - Win.20/21	Win.21/22	Diff. Win.21/22 - Win.20/21	Win.21/22	Diff. Win.21/22 - Win.20/21	Win.21/22	Diff. Win.21/22 - Win.20/21		Win.21/22	Diff. Win.21/22 - Win.20/21	Win.21/22	Diff. Win.21/22 - Win.20/21
EU27		13	1	47	-3	24	1	11	0	1	0	4	60	-2	35	1
EURO AREA		12	0	48	-3	24	1	11	1	1	0	4	60	-3	35	2
NON-EURO AREA		13	0	45	-1	24	1	12	0	2	1	4	58	-1	36	1
BE		12	2	56	-7	24	3	6	0	1	1	1	68	-5	30	3
BG		8	-2	45	0	23	1	13	3	2	0	9	53	-2	36	4
CZ		8	2	54	-1	31	-1	7	0	0	0	0	62	1	38	-1
DK		28	1	58	-3	10	-1	3	2	0	0	1	86	-2	13	1
DE		21	0	55	-1	14	-1	6	1	1	0	3	76	-1	20	0
EE		22	4	57	-1	16	-1	5	-2	0	0	0	79	3	21	-3
IE		19	2	52	-12	18	3	6	2	1	1	4	71	-10	24	5
EL		5	0	37	2	35	2	22	-5	0	0	1	42	2	57	-3
ES		5	0	42	-2	29	1	18	-1	1	0	5	47	-2	47	0
FR		4	-1	37	-6	37	6	16	0	1	1	5	41	-7	53	6
HR		8	1	40	-6	35	1	14	3	1	1	2	48	-5	49	4
IT		12	3	49	-2	26	3	8	-1	1	-1	4	61	1	34	2
CY		6	2	46	1	31	0	10	-3	1	0	6	52	3	41	-3
LV		4	-1	44	-8	34	2	13	2	0	0	5	48	-9	47	4
LT		5	-3	44	-8	37	8	11	0	0	0	3	49	-11	48	8
LU		11	-5	59	-8	21	8	6	3	0	0	3	70	-13	27	11
HU		10	0	42	3	28	-1	16	-2	1	0	3	52	3	44	-3
MT		5	1	39	-8	38	8	11	6	5	3	2	44	-7	49	14
NL		20	-2	61	-2	11	0	6	3	1	1	1	81	-4	17	3
AT		18	-3	53	1	14	0	10	2	3	1	2	71	-2	24	2
PL		11	1	36	-4	27	3	17	0	3	2	6	47	-3	44	3
PT		16	9	62	-6	13	-7	3	-2	1	1	5	78	3	16	-9
RO		14	-4	49	2	22	0	7	0	2	1	6	63	-2	29	0
SI		6	-3	37	-13	28	1	26	12	1	1	2	43	-16	54	13
SK		8	1	44	-4	22	-1	18	0	2	2	6	52	-3	40	-1
FI		34	-4	53	5	9	-1	3	-1	0	0	1	87	1	12	-2
SE		28	2	54	-5	12	2	5	1	0	0	1	82	-3	17	3

Standard Eurobarometer 96
Public opinion in the European Union
Winter 2021-2022

QD7.2 For each of the following statements, please tell to what extent it corresponds or not to the situation of the (NATIONALITY) media:





























(NATIONALITY) media provide a diversity of views and opinions (%)

		Yes, definitely		Yes, to some extent		No, not really		No, not at all		It depends (SPONTANEOUS)		Don't know	Total 'Yes'		Total 'No'	
		Win.21/22	Diff. Win.21/22 - Win.20/21	Win.21/22	Diff. Win.21/22 - Win.20/21	Win.21/22	Diff. Win.21/22 - Win.20/21	Win.21/22	Diff. Win.21/22 - Win.20/21	Win.21/22	Diff. Win.21/22 - Win.20/21		Win.21/22	Diff. Win.21/22 - Win.20/21	Win.21/22	Diff. Win.21/22 - Win.20/21
EU27		20	0	50	0	18	-1	8	0	1	1	3	70	0	26	-1
EURO AREA		20	0	50	0	18	-1	8	1	1	0	3	70	0	26	0
NON-EURO AREA		19	1	49	-2	18	0	10	1	1	0	3	68	-1	28	1
BE		13	2	54	0	25	-4	6	0	1	1	1	67	2	31	-4
BG		21	1	45	1	16	-3	10	3	1	0	7	66	2	26	0
CZ		21	2	53	1	21	-4	5	1	0	0	0	74	3	26	-3
DK		28	4	55	-4	13	-2	3	1	0	0	1	83	0	16	-1
DE		30	-1	50	1	12	-2	6	2	0	0	2	80	0	18	0
EE		27	4	52	0	17	-1	4	-3	0	0	0	79	4	21	-4
IE		23	5	52	-1	15	-7	6	-1	0	0	4	75	4	21	-8
EL		14	7	37	0	30	-3	18	-5	0	0	1	51	7	48	-8
ES		14	-3	44	-5	23	2	14	4	1	0	4	58	-8	37	6
FR		15	-2	49	2	23	1	8	-1	0	0	5	64	0	31	0
HR		17	0	53	-5	22	3	7	1	0	0	1	70	-5	29	4
IT		17	3	54	-1	18	-1	7	1	1	0	3	71	2	25	0
CY		19	1	54	2	18	0	3	-3	1	1	5	73	3	21	-3
LV		11	4	44	-3	28	-7	12	1	0	0	5	55	1	40	-6
LT		16	5	54	-2	21	-4	5	-3	1	1	3	70	3	26	-7
LU		10	-3	54	-4	26	2	7	3	0	0	3	64	-7	33	5
HU		17	2	46	2	22	0	12	-3	1	0	2	63	4	34	-3
MT		13	1	52	-7	22	7	8	5	2	2	3	65	-6	30	12
NL		29	-6	53	5	11	-3	6	4	0	0	1	82	-1	17	1
AT		27	1	44	-3	16	-1	9	1	2	1	2	71	-2	25	0
PL		13	2	48	-2	20	1	14	-1	1	0	4	61	0	34	0
PT		20	6	58	-1	13	-10	2	-2	1	1	6	78	5	15	-12
RO		27	-2	50	-1	11	0	5	1	1	0	6	77	-3	16	1
SI		13	0	42	-10	24	-1	17	7	1	1	3	55	-10	41	6
SK		15	-1	51	-2	16	-1	11	-1	2	2	5	66	-3	27	-2
FI		30	3	54	-1	12	-2	3	-1	0	0	1	84	2	15	-3
SE		24	3	52	-3	15	-2	7	1	1	1	1	76	0	22	-1

Standard Eurobarometer 96
Public opinion in the European Union
Winter 2021-2022

QD7.3 For each of the following statements, please tell to what extent it corresponds or not to the situation of the (NATIONALITY) media:





























(NATIONALITY) media provide information free from political or commercial pressure (%)

		Yes, definitely		Yes, to some extent		No, not really		No, not at all		It depends (SPONTANEOUS)		Don't know		Total 'Yes'		Total 'No'	
		Win.21/22	Diff. Win.21/22 - Win.20/21	Win.21/22	Diff. Win.21/22 - Win.20/21	Win.21/22	Diff. Win.21/22 - Win.20/21	Win.21/22	Diff. Win.21/22 - Win.20/21	Win.21/22	Diff. Win.21/22 - Win.20/21	Win.21/22	Diff. Win.21/22 - Win.20/21	Win.21/22	Diff. Win.21/22 - Win.20/21	Win.21/22	Diff. Win.21/22 - Win.20/21
EU27		9	0	34	0	32	0	19	0	1	0	5	43	0	51	0	
EURO AREA		9	0	33	-1	33	1	18	-1	1	0	6	42	-1	51	0	
NON-EURO AREA		11	1	34	0	30	1	19	-1	1	0	5	45	1	49	0	
BE		9	3	40	-1	35	-9	13	4	1	1	2	49	2	48	-5	
BG		7	-1	26	-2	30	3	19	0	2	0	16	33	-3	49	3	
CZ		2	0	29	2	49	-1	20	-1	0	0	0	31	2	69	-2	
DK		20	2	50	-3	22	-2	6	1	0	0	2	70	-1	28	-1	
DE		10	-2	42	-1	31	2	11	0	1	0	5	52	-3	42	2	
EE		12	1	50	3	28	-1	10	-3	0	0	0	62	4	38	-4	
IE		16	5	42	-5	24	-6	10	-2	1	1	7	58	0	34	-8	
EL		3	0	13	0	42	5	39	-7	1	1	2	16	0	81	-2	
ES		5	1	23	1	32	-2	32	-2	1	0	7	28	2	64	-4	
FR		4	-1	26	1	38	3	23	-1	1	0	8	30	0	61	2	
HR		7	1	29	-5	35	3	25	2	1	-1	3	36	-4	60	5	
IT		10	2	31	0	38	2	15	-1	1	0	5	41	2	53	1	
CY		3	-1	18	-2	39	7	31	-4	1	0	8	21	-3	70	3	
LV		5	1	26	-7	41	-3	21	2	0	0	7	31	-6	62	-1	
LT		4	-5	29	-14	42	9	18	3	1	1	6	33	-19	60	12	
LU		6	-4	47	-6	30	-1	13	8	0	0	4	53	-10	43	7	
HU		9	0	33	2	30	3	25	-4	0	0	3	42	2	55	-1	
MT		5	1	17	-4	44	8	30	4	1	0	3	22	-3	74	12	
NL		20	-2	43	-9	22	5	12	6	1	0	2	63	-11	34	11	
AT		11	-2	43	0	26	-1	16	2	2	2	2	54	-2	42	1	
PL		10	1	29	1	31	1	24	-2	1	0	5	39	2	55	-1	
PT		10	2	53	5	20	-13	7	-4	1	1	9	63	7	27	-17	
RO		15	-1	41	-1	21	-1	12	2	2	1	9	56	-2	33	1	
SI		3	-2	22	-13	31	-3	39	13	2	2	3	25	-15	70	10	
SK		8	2	30	-6	26	-4	24	2	2	2	10	38	-4	50	-2	
FI		24	-4	50	-1	19	4	4	-2	0	0	3	74	-5	23	2	
SE		13	0	42	-10	28	4	14	4	1	1	2	55	-10	42	8	

Standard Eurobarometer 96
Public opinion in the European Union
Winter 2021-2022

QD7.4 For each of the following statements, please tell to what extent it corresponds or not to the situation of the (NATIONALITY) media:





























(NATIONALITY) public service media are free from political pressure (%)

		Yes, definitely		Yes, to some extent		No, not really		No, not at all		It depends (SPONTANEOUS)		Don't know	Total 'Yes'		Total 'No'	
		Win.21/22	Diff. Win.21/22 - Win.20/21	Win.21/22	Diff. Win.21/22 - Win.20/21	Win.21/22	Diff. Win.21/22 - Win.20/21	Win.21/22	Diff. Win.21/22 - Win.20/21	Win.21/22	Diff. Win.21/22 - Win.20/21		Win.21/22	Diff. Win.21/22 - Win.20/21	Win.21/22	Diff. Win.21/22 - Win.20/21
EU27		10	0	29	-1	33	2	22	-1	1	0	5	39	-1	55	1
EURO AREA		9	0	29	-1	34	1	22	-1	1	1	5	38	-1	56	0
NON-EURO AREA		13	0	31	1	28	1	22	-2	1	0	5	44	1	50	-1
BE		8	2	34	-2	38	-6	17	3	1	1	2	42	0	55	-3
BG		5	-2	23	-2	32	4	22	0	2	-1	16	28	-4	54	4
CZ		16	1	33	1	35	-2	16	0	0	0	0	49	2	51	-2
DK		18	2	50	1	22	-6	7	1	0	0	3	68	3	29	-5
DE		12	-2	37	-2	32	0	13	1	1	1	5	49	-4	45	1
EE		22	4	41	-2	25	-1	12	-1	0	0	0	63	2	37	-2
IE		15	2	39	-3	27	-5	11	-2	0	0	8	54	-1	38	-7
EL		2	-1	12	0	43	11	40	-12	1	1	2	14	-1	83	-1
ES		4	0	19	2	34	0	36	-4	1	1	6	23	2	70	-4
FR		4	0	18	-1	40	5	30	-1	0	0	8	22	-1	70	4
HR		14	-1	31	-4	31	4	18	0	2	0	4	45	-5	49	4
IT		10	2	30	-1	36	3	18	-2	1	0	5	40	1	54	1
CY		3	-1	20	1	35	7	35	-5	0	-1	7	23	0	70	2
LV		5	-1	21	-4	41	-2	27	1	0	0	6	26	-5	68	-1
LT		5	-3	26	-13	42	7	20	2	1	1	6	31	-16	62	9
LU		8	-3	42	-3	31	-4	13	6	0	0	6	50	-6	44	2
HU		9	2	30	3	29	1	29	-5	0	0	3	39	5	58	-4
MT		4	0	16	-4	42	6	34	7	2	1	2	20	-4	76	13
NL		23	0	38	-2	22	-4	13	4	1	1	3	61	-2	35	0
AT		11	-2	32	-5	33	2	20	4	2	2	2	43	-7	53	6
PL		10	0	24	3	29	2	32	-4	1	0	4	34	3	61	-2
PT		11	-1	51	0	18	-8	9	-2	2	2	9	62	-1	27	-10
RO		15	0	41	2	21	-3	11	-1	2	1	10	56	2	32	-4
SI		8	-3	23	-10	21	-5	41	11	3	3	4	31	-13	62	6
SK		9	1	32	-2	22	-8	25	3	3	3	9	41	-1	47	-5
FI		19	-6	46	0	24	3	7	-1	0	0	4	65	-6	31	2
SE		26	1	34	-6	21	0	16	3	1	1	2	60	-5	37	3

Standard Eurobarometer 96
Public opinion in the European Union
Winter 2021-2022

QD8.1 Do you totally agree, tend to agree, tend to disagree or totally disagree with each of the following statements.












You often come across news or information that you believe misrepresent reality or are even false (%)

		Totally agree		Tend to agree		Tend to disagree		Totally disagree		Don't know	Total 'Agree'		Total 'Disagree'	
		Win.21/22	Diff. Win.21/22 - Win.20/21	Win.21/22	Diff. Win.21/22 - Win.20/21	Win.21/22	Diff. Win.21/22 - Win.20/21	Win.21/22	Diff. Win.21/22 - Win.20/21		Win.21/22	Diff. Win.21/22 - Win.20/21	Win.21/22	Diff. Win.21/22 - Win.20/21
EU27		23	-2	47	1	20	0	5	1	5	70	-1	25	1
EURO AREA		24	-1	46	1	20	-1	5	0	5	70	0	25	-1
NON-EURO AREA		22	-2	49	1	20	1	4	0	5	71	-1	24	1
BE		21	3	56	5	20	-9	2	0	1	77	8	22	-9
BG		15	0	39	0	25	3	6	-2	15	54	0	31	1
CZ		30	-4	52	1	17	3	1	0	0	82	-3	18	3
DK		16	3	40	-4	36	-2	6	1	2	56	-1	42	-1
DE		17	-3	40	2	29	-2	9	2	5	57	-1	38	0
EE		13	-3	58	6	27	-3	2	0	0	71	3	29	-3
IE		28	4	53	1	12	-11	2	1	5	81	5	14	-10
EL		33	-10	54	7	10	2	1	-1	2	87	-3	11	1
ES		34	-2	47	0	10	1	3	2	6	81	-2	13	3
FR		39	-1	46	2	9	-1	3	1	3	85	1	12	0
HR		26	1	54	-1	14	-2	3	1	3	80	0	17	-1
IT		13	0	50	1	24	2	7	-1	6	63	1	31	1
CY		36	-1	46	3	9	-1	1	-1	8	82	2	10	-2
CY (tcc)		68	4	17	-2	5	-1	3	-7	7	85	2	8	-8
LV		22	1	48	-8	22	0	3	2	5	70	-7	25	2
LT		18	0	53	-8	20	1	2	0	7	71	-8	22	1
LU		20	-2	60	10	17	-9	1	-1	2	80	8	18	-10
HU		28	-3	53	9	15	-4	2	-1	2	81	6	17	-5
MT		29	9	61	3	6	0	1	0	3	90	12	7	0
NL		22	9	40	0	30	-11	6	1	2	62	9	36	-10
AT		16	-2	45	7	27	-3	9	-2	3	61	5	36	-5
PL		21	-1	54	1	16	1	3	0	6	75	0	19	1
PT		17	-14	47	-11	24	13	4	4	8	64	-25	28	17
RO		22	-7	42	-3	24	6	5	0	7	64	-10	29	6
SI		32	1	44	-8	16	0	3	2	5	76	-7	19	2
SK		21	-7	56	2	13	0	3	2	7	77	-5	16	2
FI		14	-1	44	2	35	-2	5	-1	2	58	1	40	-3
SE		20	3	47	0	25	-5	7	1	1	67	3	32	-4

Standard Eurobarometer 96
Public opinion in the European Union
Winter 2021-2022





























QD8.1 Do you totally agree, tend to agree, tend to disagree or totally disagree with each of the following statements.

You often come across news or information that you believe misrepresent reality or are even false (%)

		Totally agree		Tend to agree		Tend to disagree		Totally disagree		Don't know	Total 'Agree'		Total 'Disagree'	
		Win.21/22	Diff. Win.21/22 - Win.20/21	Win.21/22	Diff. Win.21/22 - Win.20/21	Win.21/22	Diff. Win.21/22 - Win.20/21	Win.21/22	Diff. Win.21/22 - Win.20/21		Win.21/22	Diff. Win.21/22 - Win.20/21	Win.21/22	Diff. Win.21/22 - Win.20/21
		EU27		23	-2	47	1	20	0		5	1	5	70
EURO AREA		24	-1	46	1	20	-1	5	0	5	70	0	25	-1
NON-EURO AREA		22	-2	49	1	20	1	4	0	5	71	-1	24	1
AL		40	15	44	-19	14	4	2	0	0	84	-4	16	4
MK		36	-3	47	4	9	-1	3	-1	5	83	1	12	-2
ME		44	-11	41	9	8	0	3	0	4	85	-2	11	0
RS		32	-1	44	-7	14	2	2	-1	8	76	-2	16	7
TR		56	5	35	-6	6	0	2	1	1	91	-1	8	7
BA		32	-12	51	8	12	1	2	1	3	83	-4	14	2
CH		22	7	51	3	26	-8	1	-2	0	73	10	27	-10
IS		28	8	45	-6	24	-3	1	-1	2	73	2	25	-4
NO		22	8	46	-2	28	-4	4	-1	0	68	6	32	-5
UK		34	-3	53	5	11	-4	2	2	0	87	2	13	-2
XK		57	-4	28	6	6	-2	2	-2	7	85	2	8	-4












Standard Eurobarometer 96
Public opinion in the European Union
Winter 2021-2022

QD8.2 Do you totally agree, tend to agree, tend to disagree or totally disagree with each of the following statements.
It is easy for you to identify news or information that you believe misrepresent reality or are even false
 (%)

		Totally agree		Tend to agree		Tend to disagree		Totally disagree		Don't know	Total 'Agree'		Total 'Disagree'	
		Win.21/22	Diff. Win.21/22 - Win.20/21	Win.21/22	Diff. Win.21/22 - Win.20/21	Win.21/22	Diff. Win.21/22 - Win.20/21	Win.21/22	Diff. Win.21/22 - Win.20/21		Win.21/22	Diff. Win.21/22 - Win.20/21	Win.21/22	Diff. Win.21/22 - Win.20/21
EU27		17	-1	45	-2	26	2	7	1	5	62	-3	33	3
EURO AREA		17	-1	44	-2	27	2	7	1	5	61	-3	34	3
NON-EURO AREA		18	-3	50	-1	22	3	5	1	5	68	-4	27	4
BE		12	2	52	-9	29	2	5	3	2	64	-7	34	5
BG		15	-1	43	4	23	0	6	-1	13	58	3	29	-1
CZ		13	-1	63	-3	23	4	1	0	0	76	-4	24	4
DK		17	1	54	-8	24	4	3	1	2	71	-7	27	5
DE		19	-3	46	-1	22	0	7	3	6	65	-4	29	3
EE		11	-2	64	2	24	0	1	0	0	75	0	25	0
IE		24	6	45	-17	24	5	2	1	5	69	-11	26	6
EL		24	1	44	-14	25	8	4	3	3	68	-13	29	11
ES		16	0	38	-3	30	2	9	1	7	54	-3	39	3
FR		16	-2	45	2	27	0	6	0	6	61	0	33	0
HR		24	2	49	-6	20	3	5	0	2	73	-4	25	3
IT		14	1	39	2	32	1	11	-1	4	53	3	43	0
CY		27	1	46	1	19	3	2	-1	6	73	2	21	2
CY (tcc)		67	13	16	-6	6	-5	4	-6	7	83	7	10	-11
LV		19	5	51	-12	21	-1	4	3	5	70	-7	25	2
LT		15	-2	50	-11	24	3	5	4	6	65	-13	29	7
LU		15	1	60	3	22	-6	0	-1	3	75	4	22	-7
HU		22	0	45	3	26	-1	5	-1	2	67	3	31	-2
MT		17	3	55	6	20	-1	3	2	5	72	9	23	1
NL		17	3	48	-8	26	1	6	2	3	65	-5	32	3
AT		20	-2	40	2	24	0	8	-1	8	60	0	32	-1
PL		19	-4	51	0	18	3	5	2	7	70	-4	23	5
PT		9	-8	49	-19	28	14	6	5	8	58	-27	34	19
RO		16	-8	41	-3	29	6	7	2	7	57	-11	36	8
SI		20	3	50	-10	21	0	4	2	5	70	-7	25	2
SK		22	2	42	-10	22	1	6	2	8	64	-8	28	3
FI		19	1	58	-5	19	1	1	0	3	77	-4	20	1
SE		20	0	54	-5	22	3	3	1	1	74	-5	25	4

Standard Eurobarometer 96
Public opinion in the European Union
Winter 2021-2022





























QD8.2 Do you totally agree, tend to agree, tend to disagree or totally disagree with each of the following statements.
It is easy for you to identify news or information that you believe misrepresent reality or are even false
 (%)

		Totally agree		Tend to agree		Tend to disagree		Totally disagree		Don't know	Total 'Agree'		Total 'Disagree'	
		Win.21/22	Diff. Win.21/22 - Win.20/21	Win.21/22	Diff. Win.21/22 - Win.20/21	Win.21/22	Diff. Win.21/22 - Win.20/21	Win.21/22	Diff. Win.21/22 - Win.20/21		Win.21/22	Diff. Win.21/22 - Win.20/21	Win.21/22	Diff. Win.21/22 - Win.20/21
EU27		17	-1	45	-2	26	2	7	1	5	62	-3	33	3
EURO AREA		17	-1	44	-2	27	2	7	1	5	61	-3	34	3
NON-EURO AREA		18	-3	50	-1	22	3	5	1	5	68	-4	27	4
AL		30	7	47	-7	17	-1	5	1	1	77	0	22	0
MK		27	-6	40	-3	23	9	5	-2	5	67	-9	28	7
ME		29	-16	53	19	10	-5	4	1	4	82	3	14	-4
RS		24	0	44	3	18	-3	6	1	8	68	3	24	-2
TR		37	-3	39	-3	17	4	5	1	2	76	-6	22	5
BA		23	-5	43	0	25	2	5	0	4	66	-5	30	2
CH		11	2	60	1	27	-3	2	0	0	71	3	29	-3
IS		17	3	59	-3	20	-3	1	0	3	76	0	21	-3
NO		10	0	51	4	35	-1	4	-3	0	61	4	39	-4
UK		13	1	56	-8	28	5	2	1	1	69	-7	30	6
XK		41	-12	31	6	15	4	5	1	8	72	-6	20	5

Standard Eurobarometer 96
Public opinion in the European Union
Winter 2021-2022

QD8.3 Do you totally agree, tend to agree, tend to disagree or totally disagree with each of the following statements.

The existence of news or information that misrepresent reality or is even false is a problem in (OUR COUNTRY)
 (%)












		Totally agree		Tend to agree		Tend to disagree		Totally disagree		Don't know	Total 'Agree'		Total 'Disagree'	
		Win.21/22	Diff. Win.21/22 - Win.20/21	Win.21/22	Diff. Win.21/22 - Win.20/21	Win.21/22	Diff. Win.21/22 - Win.20/21	Win.21/22	Diff. Win.21/22 - Win.20/21		Win.21/22	Diff. Win.21/22 - Win.20/21	Win.21/22	Diff. Win.21/22 - Win.20/21
EU27		34	0	44	2	14	-2	3	0	5	78	2	17	-2
EURO AREA		35	-1	43	2	13	-2	3	0	6	78	1	16	-2
NON-EURO AREA		29	-1	47	2	16	-1	3	0	5	76	1	19	-1
BE		19	2	49	5	28	-9	2	0	2	68	7	30	-9
BG		34	6	39	4	13	-3	3	-2	11	73	10	16	-5
CZ		45	5	44	-3	10	-1	1	-1	0	89	2	11	-2
DK		18	2	43	1	32	-4	6	0	1	61	3	38	-4
DE		34	1	38	1	14	-5	6	1	8	72	2	20	-4
EE		18	-3	50	4	29	-1	3	0	0	68	1	32	-1
IE		28	4	47	2	14	-15	3	1	8	75	6	17	-14
EL		55	-3	36	0	6	2	2	1	1	91	-3	8	3
ES		46	-1	36	-2	9	1	2	1	7	82	-3	11	2
FR		37	-6	48	6	8	-1	2	1	5	85	0	10	0
HR		38	7	47	-8	10	0	2	0	3	85	-1	12	0
IT		29	0	49	3	14	0	4	0	4	78	3	18	0
CY		48	0	40	3	6	-1	1	1	5	88	3	7	0
CY (tcc)*		66	-8	18	7	6	-1	3	-3	7	84	-1	9	-4
LV		36	7	46	-8	13	-3	1	0	4	82	-1	14	-3
LT		30	5	50	-6	14	-4	1	0	5	80	-1	15	-4
LU		18	7	55	12	22	-19	1	-3	4	73	19	23	-22
HU		30	-2	49	2	16	2	2	-1	3	79	0	18	1
MT		35	7	55	8	6	-4	1	0	3	90	15	7	-4
NL		42	8	38	-5	15	-2	4	-1	1	80	3	19	-3
AT		28	6	35	0	25	-2	6	-4	6	63	6	31	-6
PL		26	-4	55	7	11	-2	2	0	6	81	3	13	-2
PT		18	-11	51	0	19	1	3	1	9	69	-11	22	2
RO		22	-4	41	-1	25	1	4	2	8	63	-5	29	3
SI		43	10	40	-10	11	-4	2	0	4	83	0	13	-4
SK		29	-7	50	1	11	2	2	0	8	79	-6	13	2
FI		14	-1	38	2	37	-4	7	-1	4	52	1	44	-5
SE		36	8	40	-4	17	-4	5	-1	2	76	4	22	-5

*CY (tcc): In our Community

Standard Eurobarometer 96
Public opinion in the European Union
Winter 2021-2022

QD8.3 Do you totally agree, tend to agree, tend to disagree or totally disagree with each of the following statements.





























The existence of news or information that misrepresent reality or is even false is a problem in (OUR COUNTRY)
 (%)

		Totally agree		Tend to agree		Tend to disagree		Totally disagree		Don't know	Total 'Agree'		Total 'Disagree'	
		Win.21/22	Diff. Win.21/22 - Win.20/21	Win.21/22	Diff. Win.21/22 - Win.20/21	Win.21/22	Diff. Win.21/22 - Win.20/21	Win.21/22	Diff. Win.21/22 - Win.20/21		Win.21/22	Diff. Win.21/22 - Win.20/21	Win.21/22	Diff. Win.21/22 - Win.20/21
EU27		34	0	44	2	14	-2	3	0	5	78	2	17	-2
EURO AREA		35	-1	43	2	13	-2	3	0	6	78	1	16	-2
NON-EURO AREA		29	-1	47	2	16	-1	3	0	5	76	1	19	-1
AL		42	18	33	-17	18	-3	6	2	1	75	1	24	-1
MK		41	-3	41	7	11	0	2	-3	5	82	4	13	-3
ME		32	-15	42	8	17	2	5	2	4	74	-7	22	4
RS		36	2	44	1	10	-1	2	-1	8	80	3	12	-2
TR		54	9	32	-10	10	0	3	1	1	86	-1	13	1
BA		36	-9	50	5	10	2	1	0	3	86	-4	11	2
CH		20	6	47	8	30	-12	3	-2	0	67	14	33	-14
IS		17	6	47	4	32	-9	1	-3	3	64	10	33	-12
NO		31	5	47	0	20	-4	2	-1	0	78	5	22	-5
UK		36	-5	53	5	10	-1	1	1	0	89	0	11	0
XK		52	-11	27	8	10	1	3	-1	8	79	-3	13	0

Standard Eurobarometer 96
Public opinion in the European Union
Winter 2021-2022












QD8.4 Do you totally agree, tend to agree, tend to disagree or totally disagree with each of the following statements.

The existence of news or information that misrepresent reality or is even false is a problem for democracy in general (%)

		Totally agree		Tend to agree		Tend to disagree		Totally disagree		Don't know	Total 'Agree'		Total 'Disagree'	
		Win.21/22	Diff. Win.21/22 - Win.20/21	Win.21/22	Diff. Win.21/22 - Win.20/21	Win.21/22	Diff. Win.21/22 - Win.20/21	Win.21/22	Diff. Win.21/22 - Win.20/21		Win.21/22	Diff. Win.21/22 - Win.20/21	Win.21/22	Diff. Win.21/22 - Win.20/21
EU27		40	-2	41	1	11	1	3	0	5	81	-1	14	1
EURO AREA		42	-1	39	0	10	0	3	0	6	81	-1	13	0
NON-EURO AREA		35	-3	45	2	13	1	3	1	4	80	-1	16	2
BE		31	-9	51	6	14	1	2	0	2	82	-3	16	1
BG		43	5	38	2	7	-3	2	0	10	81	7	9	-3
CZ		54	0	38	2	7	-2	1	0	0	92	2	8	-2
DK		42	2	36	-7	17	2	3	1	2	78	-5	20	3
DE		43	-2	33	1	10	-3	6	2	8	76	-1	16	-1
EE		34	-4	55	7	9	-4	2	1	0	89	3	11	-3
IE		31	-14	52	10	9	-3	1	0	7	83	-4	10	-3
EL		64	-4	27	0	5	1	2	1	2	91	-4	7	2
ES		48	-1	34	-3	9	4	2	1	7	82	-4	11	5
FR		45	-2	42	3	6	0	2	1	5	87	1	8	1
HR		42	7	48	-5	6	-3	1	0	3	90	2	7	-3
IT		31	2	48	1	14	0	3	0	4	79	3	17	0
CY		64	6	29	-1	2	-2	1	0	4	93	5	3	-2
CY (tcc)		72	-2	14	4	5	-1	2	-4	7	86	2	7	-5
LV		42	5	43	-9	8	-1	2	0	5	85	-4	10	-1
LT		40	6	49	-1	6	-8	0	-2	5	89	5	6	-10
LU		39	-5	50	5	9	0	0	-1	2	89	0	9	-1
HU		33	-2	48	2	14	2	2	-1	3	81	0	16	1
MT		45	8	47	4	4	-1	1	0	3	92	12	5	-1
NL		55	12	30	-11	11	-1	3	0	1	85	1	14	-1
AT		28	-1	40	0	19	1	7	-1	6	68	-1	26	0
PL		25	-8	56	7	11	2	2	0	6	81	-1	13	2
PT		28	-21	47	3	14	7	3	3	8	75	-18	17	10
RO		26	-5	39	0	23	1	5	1	7	65	-5	28	2
SI		55	5	33	-8	6	-2	3	2	3	88	-3	9	0
SK		32	-11	49	4	9	2	2	1	8	81	-7	11	3
FI		43	-5	39	-2	12	2	2	1	4	82	-7	14	3
SE		57	-1	29	-4	7	1	5	3	2	86	-5	12	4





























Standard Eurobarometer 96
Public opinion in the European Union
Winter 2021-2022

QD8.4 Do you totally agree, tend to agree, tend to disagree or totally disagree with each of the following statements.
The existence of news or information that misrepresent reality or is even false is a problem for democracy in general (%)

		Totally agree		Tend to agree		Tend to disagree		Totally disagree		Don't know	Total 'Agree'		Total 'Disagree'	
		Win.21/22	Diff. Win.21/22 - Win.20/21	Win.21/22	Diff. Win.21/22 - Win.20/21	Win.21/22	Diff. Win.21/22 - Win.20/21	Win.21/22	Diff. Win.21/22 - Win.20/21		Win.21/22	Diff. Win.21/22 - Win.20/21	Win.21/22	Diff. Win.21/22 - Win.20/21
EU27		40	-2	41	1	11	1	3	0	5	81	-1	14	1
EURO AREA		42	-1	39	0	10	0	3	0	6	81	-1	13	0
NON-EURO AREA		35	-3	45	2	13	1	3	1	4	80	-1	16	2
AL		42	18	35	-16	10	-7	12	5	1	77	2	22	-2
MK		41	-4	42	10	9	-4	3	0	5	83	6	12	-4
ME		31	-18	42	9	16	1	7	6	4	73	-9	23	7
RS		37	5	45	1	8	-5	1	-1	9	82	6	9	-6
TR		51	5	31	-11	13	4	4	2	1	82	-6	17	6
BA		35	-8	51	6	10	0	1	0	3	86	-2	11	0
CH		44	9	44	-4	11	-4	1	-1	0	88	5	12	-5
IS		46	8	41	-8	8	-3	2	1	3	87	0	10	-2
NO		53	5	38	-3	7	-3	2	1	0	91	2	9	-2
UK		42	-4	50	5	7	-1	1	0	0	92	1	8	-1
XK		51	-13	24	8	13	3	3	-1	9	75	-5	16	2












Standard Eurobarometer 96
Public opinion in the European Union
Winter 2021-2022

D60 During the last twelve months, would you say you had difficulties to pay your bills at the end of the month...?
 (%)

		Most of the time		From time to time		Almost never/ Never		Refusal (SPONTANEOUS)	
		Win.21/22	Diff. Win.21/22 - Sp.2021	Win.21/22	Diff. Win.21/22 - Sp.2021	Win.21/22	Diff. Win.21/22 - Sp.2021	Win.21/22	Diff. Win.21/22 - Sp.2021
EU27		7	0	26	0	66	0	1	0
EURO AREA		8	0	26	0	65	0	1	0
NON-EURO AREA		5	0	25	0	70	0	0	0
BE		9	2	25	7	66	-9	0	0
BG		20	0	44	1	34	-1	2	0
CZ		4	0	14	-2	82	2	0	0
DK		1	0	7	2	92	-2	0	0
DE		4	1	18	6	77	-7	1	0
EE		5	0	22	1	73	-1	0	0
IE		4	-2	27	3	67	-3	2	2
EL		29	1	48	-6	23	5	0	0
ES		5	-1	26	3	68	-3	1	1
FR		9	1	23	-1	67	0	1	0
HR		8	0	42	7	50	-6	0	-1
IT		11	1	42	-6	44	5	3	0
CY		13	-3	37	2	48	1	2	0
CY (tcc)		26	-5	32	7	41	1	1	-3
LV		11	4	25	2	64	-6	0	0
LT		11	-1	27	-4	62	5	0	0
LU		5	-2	14	-2	80	3	1	1
HU		5	-1	27	4	68	-3	0	0
MT		7	1	21	-2	72	2	0	-1
NL		2	-3	7	-5	91	8	0	0
AT		6	-1	22	5	69	-2	3	-2
PL		2	0	20	-2	78	2	0	0
PT		15	-5	35	-8	50	14	0	-1
RO		5	-2	47	4	48	-2	0	0
SI		8	-1	18	0	74	2	0	-1
SK		3	0	25	0	70	-1	2	1
FI		6	-2	17	-3	77	5	0	0
SE		1	-1	7	-1	92	2	0	0





























Standard Eurobarometer 96
Public opinion in the European Union
Winter 2021-2022

D60 During the last twelve months, would you say you had difficulties to pay your bills at the end of the month...?
 (%)

		Most of the time		From time to time		Almost never/ Never		Refusal (SPONTANEOUS)	
		Win.21/22	Diff. Win.21/22 - Sp.2021	Win.21/22	Diff. Win.21/22 - Sp.2021	Win.21/22	Diff. Win.21/22 - Sp.2021	Win.21/22	Diff. Win.21/22 - Sp.2021
EU27		7	<i>0</i>	26	<i>0</i>	66	<i>0</i>	1	<i>0</i>
EURO AREA		8	<i>0</i>	26	<i>0</i>	65	<i>0</i>	1	<i>0</i>
NON-EURO AREA		5	<i>0</i>	25	<i>0</i>	70	<i>0</i>	0	<i>0</i>
AL		13	<i>6</i>	65	<i>-6</i>	22	<i>0</i>	0	<i>0</i>
MK		11	<i>-1</i>	45	<i>2</i>	44	<i>-1</i>	0	<i>0</i>
ME		22	<i>1</i>	63	<i>0</i>	15	<i>0</i>	0	<i>-1</i>
RS		11	<i>-2</i>	51	<i>3</i>	38	<i>0</i>	0	<i>-1</i>
TR		30	<i>10</i>	54	<i>-4</i>	16	<i>-6</i>	0	<i>0</i>
BA		11	<i>3</i>	40	<i>-4</i>	49	<i>1</i>	0	<i>0</i>
CH		3	<i>-1</i>	13	<i>-1</i>	84	<i>2</i>	0	<i>0</i>
IS		6	<i>2</i>	13	<i>-2</i>	80	<i>-1</i>	1	<i>1</i>
NO		3	<i>0</i>	11	<i>2</i>	86	<i>-2</i>	0	<i>0</i>
UK		10	<i>5</i>	25	<i>5</i>	65	<i>-10</i>	0	<i>0</i>
XK		20	<i>-7</i>	54	<i>6</i>	26	<i>1</i>	0	<i>0</i>












Standard Eurobarometer 96
Public opinion in the European Union
Winter 2021-2022

D63 Do you see yourself and your household belonging to...?
 (%)

		The working class of society		The lower middle class of society		The middle class of society		The upper middle class of society		The higher class of society	
		Win.21/22	Diff. Win.21/22 - Sp.2021	Win.21/22	Diff. Win.21/22 - Sp.2021	Win.21/22	Diff. Win.21/22 - Sp.2021	Win.21/22	Diff. Win.21/22 - Sp.2021	Win.21/22	Diff. Win.21/22 - Sp.2021
EU27		23	1	16	0	50	0	8	-2	1	0
EURO AREA		22	1	17	1	51	0	8	-2	1	0
NON-EURO AREA		26	0	14	-1	48	-1	9	1	2	1
BE		18	10	15	0	56	2	11	-11	0	-1
BG		44	2	15	0	33	-5	3	1	0	0
CZ		4	-6	20	3	62	2	14	2	0	-1
DK		16	0	9	0	51	-3	22	2	1	0
DE		15	1	19	2	55	2	9	-5	1	1
EE		15	1	20	-1	57	3	7	-3	1	0
IE		32	11	11	-8	50	0	5	-5	1	1
EL		24	2	17	-3	55	1	2	0	0	0
ES		45	-1	14	4	38	-2	2	-1	0	0
FR		26	5	19	0	46	-3	7	-2	1	0
HR		21	-7	11	2	61	5	6	0	1	0
IT		11	-1	18	3	61	-2	8	0	0	0
CY		24	-6	14	-1	58	8	4	0	0	0
CY (tcc)		8	-11	8	-2	73	19	4	2	2	-2
LV		31	6	13	-4	48	1	5	-2	1	0
LT		31	19	17	-10	48	-4	3	-5	1	0
LU		11	2	13	-1	52	-3	22	3	1	-1
HU		23	-5	28	3	48	3	1	-1	0	0
MT		25	11	14	2	56	-13	5	0	0	0
NL		9	1	7	-1	49	-3	30	0	4	2
AT		18	2	14	2	56	-2	7	1	0	-1
PL		36	2	14	-2	40	-2	5	0	3	0
PT		36	-19	27	5	32	15	4	1	0	0
RO		24	4	9	-2	53	-5	11	4	2	0
SI		23	2	15	-1	55	0	5	-1	1	0
SK		34	7	19	-4	41	1	4	-5	0	0
FI		25	5	13	-4	43	-2	15	0	2	0
SE		15	0	10	0	57	1	16	-2	1	0





























Standard Eurobarometer 96
Public opinion in the European Union
Winter 2021-2022

D63 Do you see yourself and your household belonging to...?
 (%)

		The working class of society		The lower middle class of society		The middle class of society		The upper middle class of society		The higher class of society	
		Win.21/22	Diff. Win.21/22 - Sp.2021	Win.21/22	Diff. Win.21/22 - Sp.2021	Win.21/22	Diff. Win.21/22 - Sp.2021	Win.21/22	Diff. Win.21/22 - Sp.2021	Win.21/22	Diff. Win.21/22 - Sp.2021
EU27		23	1	16	0	50	0	8	-2	1	0
EURO AREA		22	1	17	1	51	0	8	-2	1	0
NON-EURO AREA		26	0	14	-1	48	-1	9	1	2	1
AL		12	-2	24	5	58	0	6	-2	0	-1
MK		28	0	17	-1	47	-1	6	1	2	1
ME		25	1	14	-1	53	0	3	-1	0	0
RS		36	2	16	-1	43	1	4	0	0	-1
TR		26	10	30	7	39	-18	4	1	1	0
BA		26	6	11	-2	56	-2	6	-2	1	0
CH		8	1	16	1	55	-1	20	-1	1	0
IS		8	4	13	2	58	-9	17	0	2	1
NO		18	-1	12	0	53	0	16	0	1	1
UK		35	2	22	0	36	-3	6	0	0	0
XK		8	-1	13	1	66	-5	9	5	2	-1












Standard Eurobarometer 96
Public opinion in the European Union
Winter 2021-2022

D63 Do you see yourself and your household belonging to...?
 (%)

		Other (SPONTANEOUS)		None (SPONTANEOUS)		Refusal (SPONTANEOUS)		Don't know
		Win.21/22	Diff. Win.21/22 - Sp.2021	Win.21/22	Diff. Win.21/22 - Sp.2021	Win.21/22	Diff. Win.21/22 - Sp.2021	Win.21/22
EU27		0	0	1	1	0	0	1
EURO AREA		0	0	0	0	0	0	1
NON-EURO AREA		0	0	0	0	0	0	1
BE		0	0	0	0	0	0	0
BG		1	1	1	0	0	0	3
CZ		0	0	0	0	0	0	0
DK		0	0	0	0	0	0	1
DE		0	0	0	0	0	-1	1
EE		0	0	0	0	0	0	0
IE		0	0	0	0	0	0	1
EL		0	0	1	0	0	0	1
ES		1	1	0	0	0	0	0
FR		0	0	0	0	0	0	1
HR		0	0	0	0	0	0	0
IT		0	0	1	1	0	0	1
CY		0	0	0	0	0	0	0
CY (tcc)		0	0	1	-3	1	-5	3
LV		0	0	1	0	0	0	1
LT		0	0	0	0	0	0	0
LU		0	0	0	0	1	1	0
HU		0	0	0	0	0	0	0
MT		0	0	0	0	0	0	0
NL		0	0	0	0	0	0	1
AT		0	0	1	-1	2	-1	2
PL		0	0	1	1	0	0	1
PT		0	0	1	0	0	-1	0
RO		0	0	0	0	0	0	1
SI		0	0	0	0	0	0	1
SK		0	0	0	0	1	1	1
FI		0	0	0	0	0	0	2
SE		0	0	1	1	0	0	0





























Standard Eurobarometer 96
Public opinion in the European Union
Winter 2021-2022

D63 Do you see yourself and your household belonging to...?
 (%)

		Other (SPONTANEOUS)		None (SPONTANEOUS)		Refusal (SPONTANEOUS)		Don't know
		Win.21/22	Diff. Win.21/22 - Sp.2021	Win.21/22	Diff. Win.21/22 - Sp.2021	Win.21/22	Diff. Win.21/22 - Sp.2021	Win.21/22
EU27		0	0	1	1	0	0	1
EURO AREA		0	0	0	0	0	0	1
NON-EURO AREA		0	0	0	0	0	0	1
AL		0	0	0	0	0	0	0
MK		0	0	0	0	0	0	0
ME		0	0	0	0	4	1	1
RS		0	0	1	0	0	-1	0
TR		0	0	0	0	0	0	0
BA		0	0	0	0	0	0	0
CH		0	0	0	0	0	0	0
IS		0	0	0	0	1	1	1
NO		0	0	0	0	0	0	0
UK		0	0	0	0	0	0	1
XK		0	0	0	0	0	0	2












Standard Eurobarometer 96
Public opinion in the European Union
Winter 2021-2022

D70 On the whole, are you very satisfied, fairly satisfied, not very satisfied or not at all satisfied with the life you lead?
 (%)

		Very satisfied		Fairly satisfied		Not very satisfied		Not at all satisfied		Don't know	Total 'Satisfied'		Total 'Not satisfied'	
		Win.21/22	Diff. Win.21/22 - Sp.2021	Win.21/22	Diff. Win.21/22 - Sp.2021	Win.21/22	Diff. Win.21/22 - Sp.2021	Win.21/22	Diff. Win.21/22 - Sp.2021		Win.21/22	Diff. Win.21/22 - Sp.2021	Win.21/22	Diff. Win.21/22 - Sp.2021
EU27		21	-2	62	0	14	2	3	0	0	83	-2	17	2
EURO AREA		21	-2	62	0	14	2	3	0	0	83	-2	17	2
NON-EURO AREA		19	-1	62	-1	16	2	3	0	0	81	-2	19	2
BE		19	-6	68	1	11	3	2	2	0	87	-5	13	5
BG		6	-1	48	-4	34	4	11	3	1	54	-5	45	7
CZ		20	-5	71	4	7	0	2	1	0	91	-1	9	1
DK		61	0	35	-1	4	1	0	0	0	96	-1	4	1
DE		31	-2	60	-1	8	3	1	0	0	91	-3	9	3
EE		11	-1	71	-1	17	2	1	0	0	82	-2	18	2
IE		49	21	47	-14	4	-5	0	-2	0	96	7	4	-7
EL		7	-4	49	-4	34	5	10	3	0	56	-8	44	8
ES		20	-3	67	2	11	0	2	1	0	87	-1	13	1
FR		17	-7	64	2	14	5	5	0	0	81	-5	19	5
HR		16	-6	61	-2	21	7	2	1	0	77	-8	23	8
IT		6	-1	66	-2	23	2	5	1	0	72	-3	28	3
CY		23	-4	63	7	11	-2	3	-1	0	86	3	14	-3
CY (tcc)		33	-6	37	-1	10	0	19	6	1	70	-7	29	6
LV		12	-1	62	0	22	-1	4	2	0	74	-1	26	1
LT		20	4	60	-3	17	-2	3	1	0	80	1	20	-1
LU		27	-12	64	10	8	2	1	0	0	91	-2	9	2
HU		11	-1	71	3	16	0	2	-2	0	82	2	18	-2
MT		24	0	63	-6	12	6	1	0	0	87	-6	13	6
NL		52	4	45	-2	3	-2	0	0	0	97	2	3	-2
AT		25	-13	60	14	13	0	2	-1	0	85	1	15	-1
PL		17	-1	70	-1	11	2	2	1	0	87	-2	13	3
PT		7	4	74	-1	17	-3	2	0	0	81	3	19	-3
RO		8	-1	51	-6	35	8	6	-1	0	59	-7	41	7
SI		26	-5	63	3	10	2	1	0	0	89	-2	11	2
SK		14	-7	57	-1	21	3	8	5	0	71	-8	29	8
FI		27	5	66	-3	6	-2	1	0	0	93	2	7	-2
SE		39	-1	56	2	4	-1	1	0	0	95	1	5	-1





























Standard Eurobarometer 96
Public opinion in the European Union
Winter 2021-2022

D70 On the whole, are you very satisfied, fairly satisfied, not very satisfied or not at all satisfied with the life you lead?
 (%)

		Very satisfied		Fairly satisfied		Not very satisfied		Not at all satisfied		Don't know	Total 'Satisfied'		Total 'Not satisfied'	
		Win.21/22	Diff. Win.21/22 - Sp.2021	Win.21/22	Diff. Win.21/22 - Sp.2021	Win.21/22	Diff. Win.21/22 - Sp.2021	Win.21/22	Diff. Win.21/22 - Sp.2021	Win.21/22	Win.21/22	Diff. Win.21/22 - Sp.2021	Win.21/22	Diff. Win.21/22 - Sp.2021
EU27		21	-2	62	0	14	2	3	0	0	83	-2	17	2
EURO AREA		21	-2	62	0	14	2	3	0	0	83	-2	17	2
NON-EURO AREA		19	-1	62	-1	16	2	3	0	0	81	-2	19	2
AL		6	0	49	-1	38	-4	7	5	0	55	-1	45	1
MK		10	-4	56	0	24	3	10	1	0	66	-4	34	4
ME		11	1	56	-6	27	1	6	4	0	67	-5	33	5
RS		13	-3	50	1	29	1	8	1	0	63	-2	37	2
TR		16	1	45	2	24	0	15	-3	0	61	3	39	-3
BA		17	0	58	3	21	-2	4	-1	0	75	3	25	-3
CH		45	1	49	-2	6	2	0	-1	0	94	-1	6	1
IS		40	-3	51	-1	7	3	2	1	0	91	-4	9	4
NO		30	-3	59	1	10	2	1	0	0	89	-2	11	2
UK		27	-1	59	-3	12	3	2	1	0	86	-4	14	4
XK		28	-5	56	7	12	-2	4	0	0	84	2	16	-2












Standard Eurobarometer 96
Public opinion in the European Union
Winter 2021-2022

D70a On the whole, are you very satisfied, fairly satisfied, not very satisfied or not at all satisfied with your daily life?
 (%)

		Very satisfied		Fairly satisfied		Not very satisfied		Not at all satisfied		Don't know	Total 'Satisfied'		Total 'Not satisfied'	
		Win.21/22	Diff. Win.21/22 - Sp.2021	Win.21/22	Diff. Win.21/22 - Sp.2021	Win.21/22	Diff. Win.21/22 - Sp.2021	Win.21/22	Diff. Win.21/22 - Sp.2021		Win.21/22	Diff. Win.21/22 - Sp.2021	Win.21/22	Diff. Win.21/22 - Sp.2021
EU27		19	-1	62	-2	16	3	3	0	0	81	-3	19	3
EURO AREA		19	-2	63	-1	15	2	3	1	0	82	-3	18	3
NON-EURO AREA		16	-2	63	-1	17	2	4	1	0	79	-3	21	3
BE		19	-5	66	1	14	4	1	0	0	85	-4	15	4
BG		7	0	48	-5	34	4	11	3	0	55	-5	45	7
CZ		18	-4	72	3	9	1	1	0	0	90	-1	10	1
DK		57	0	39	0	4	0	0	0	0	96	0	4	0
DE		27	-1	62	-3	10	4	1	0	0	89	-4	11	4
EE		10	-2	70	-1	18	2	2	1	0	80	-3	20	3
IE		46	24	50	-15	4	-8	0	-1	0	96	9	4	-9
EL		6	-3	49	-4	35	5	10	2	0	55	-7	45	7
ES		21	-1	64	-3	13	3	2	1	0	85	-4	15	4
FR		18	-4	64	0	14	4	4	0	0	82	-4	18	4
HR		15	-4	61	-1	22	4	2	1	0	76	-5	24	5
IT		7	1	64	-4	24	2	5	1	0	71	-3	29	3
CY		22	-2	62	7	13	-5	3	0	0	84	5	16	-5
CY (tcc)		36	0	33	-7	14	3	16	3	1	69	-7	30	6
LV		11	-2	61	-1	25	2	3	1	0	72	-3	28	3
LT		20	7	59	-6	18	-3	3	2	0	79	1	21	-1
LU		26	-8	64	7	9	1	1	0	0	90	-1	10	1
HU		9	-1	67	0	21	1	3	0	0	76	-1	24	1
MT		18	-2	67	-2	14	5	1	0	0	85	-4	15	5
NL		41	-1	54	3	5	-1	0	-1	0	95	2	5	-2
AT		24	-10	56	8	17	4	3	-2	0	80	-2	20	2
PL		13	-3	73	1	11	2	3	1	0	86	-2	14	3
PT		5	3	71	-2	22	-1	2	0	0	76	1	24	-1
RO		6	-3	52	-5	35	8	7	0	0	58	-8	42	8
SI		26	-3	64	1	9	2	1	0	0	90	-2	10	2
SK		13	-8	57	0	21	1	9	7	0	70	-8	30	8
FI		24	2	66	-1	9	-1	1	0	0	90	1	10	-1
SE		35	5	58	-3	7	-1	0	-1	0	93	2	7	-2





























Standard Eurobarometer 96
Public opinion in the European Union
Winter 2021-2022

D70a On the whole, are you very satisfied, fairly satisfied, not very satisfied or not at all satisfied with your daily life?
 (%)

		Very satisfied		Fairly satisfied		Not very satisfied		Not at all satisfied		Don't know	Total 'Satisfied'		Total 'Not satisfied'	
		Win.21/22	Diff. Win.21/22 - Sp.2021	Win.21/22	Diff. Win.21/22 - Sp.2021	Win.21/22	Diff. Win.21/22 - Sp.2021	Win.21/22	Diff. Win.21/22 - Sp.2021		Win.21/22	Diff. Win.21/22 - Sp.2021	Win.21/22	Diff. Win.21/22 - Sp.2021
EU27		19	-1	62	-2	16	3	3	0	0	81	-3	19	3
EURO AREA		19	-2	63	-1	15	2	3	1	0	82	-3	18	3
NON-EURO AREA		16	-2	63	-1	17	2	4	1	0	79	-3	21	3
AL		6	1	49	2	41	-5	4	2	0	55	3	45	-3
MK		10	-4	56	0	26	4	8	0	0	66	-4	34	4
ME		9	0	58	-3	26	-1	7	4	0	67	-3	33	3
RS		12	-4	51	5	29	-4	8	3	0	63	1	37	-1
TR		19	5	43	-3	23	-1	15	-1	0	62	2	38	-2
BA		16	-1	60	4	21	-1	3	-2	0	76	3	24	-3
CH		40	2	53	-2	7	1	0	-1	0	93	0	7	0
IS		32	-4	55	0	11	3	2	1	0	87	-4	13	4
NO		24	-3	62	0	12	2	2	1	0	86	-3	14	3
UK		19	-3	64	1	15	1	2	1	0	83	-2	17	2
XK		28	-6	55	6	14	1	3	-1	0	83	0	17	0












Standard Eurobarometer 96
Public opinion in the European Union
Winter 2021-2022

D71.1 When you get together with friends or relatives, would you say you discuss frequently, occasionally or never about...?
National political matters (%)

		Frequently		Occasionally		Never		Don't know
		Win.21/22	Diff. Win.21/22 - Sp.2021	Win.21/22	Diff. Win.21/22 - Sp.2021	Win.21/22	Diff. Win.21/22 - Sp.2021	
EU27		26	2	53	-1	21	-1	0
EURO AREA		27	1	51	-1	22	0	0
NON-EURO AREA		23	2	62	2	15	-4	0
BE		18	-6	60	-8	22	14	0
BG		29	1	58	5	12	-5	1
CZ		41	12	55	-3	4	-9	0
DK		32	4	57	-1	11	-3	0
DE		37	1	55	2	8	-3	0
EE		35	5	61	-3	4	-2	0
IE		24	-20	48	-4	28	24	0
EL		44	2	46	-2	10	0	0
ES		12	-4	44	-1	44	5	0
FR		20	5	48	-3	32	-2	0
HR		15	2	66	2	18	-5	1
IT		27	2	50	-2	23	0	0
CY		20	1	45	-3	35	2	0
CY (tcc)		20	5	41	9	39	-12	0
LV		21	4	60	-9	19	5	0
LT		23	1	59	-8	18	7	0
LU		28	0	57	3	15	-3	0
HU		17	-1	69	4	14	-3	0
MT		21	6	57	-14	22	8	0
NL		54	14	41	-10	5	-4	0
AT		26	-1	61	1	13	0	0
PL		16	0	66	4	18	-4	0
PT		17	10	51	-2	31	-9	1
RO		18	-2	61	6	21	-4	0
SI		16	2	65	-2	19	0	0
SK		24	-6	63	6	13	0	0
FI		21	1	61	-7	18	6	0
SE		35	9	55	-10	10	1	0





























Standard Eurobarometer 96
Public opinion in the European Union
Winter 2021-2022

D71.1 When you get together with friends or relatives, would you say you discuss frequently, occasionally or never about...?
National political matters (%)

		Frequently		Occasionally		Never		Don't know
		Win.21/22	Diff. Win.21/22 - Sp.2021	Win.21/22	Diff. Win.21/22 - Sp.2021	Win.21/22	Diff. Win.21/22 - Sp.2021	
EU27		26	2	53	-1	21	-1	0
EURO AREA		27	1	51	-1	22	0	0
NON-EURO AREA		23	2	62	2	15	-4	0
AL		50	-8	40	5	10	3	0
MK		23	0	48	-2	28	1	1
ME		30	0	46	-6	24	6	0
RS		19	1	55	7	25	-9	1
TR		31	10	43	-13	25	3	1
BA		14	0	57	12	28	-13	1
CH		37	-3	59	3	4	0	0
IS		26	5	62	-4	12	-1	0
NO		34	4	61	-3	5	-1	0
UK		34	3	54	-5	12	2	0
XK		21	5	42	-5	35	-1	2












Standard Eurobarometer 96
Public opinion in the European Union
Winter 2021-2022

D71.2 When you get together with friends or relatives, would you say you discuss frequently, occasionally or never about...?
European political matters (%)

		Frequently		Occasionally		Never		Don't know
		Win.21/22	Diff. Win.21/22 - Sp.2021	Win.21/22	Diff. Win.21/22 - Sp.2021	Win.21/22	Diff. Win.21/22 - Sp.2021	Win.21/22
EU27		14	0	53	1	33	-1	0
EURO AREA		14	0	51	1	35	-1	0
NON-EURO AREA		14	2	61	4	25	-5	0
BE		9	-3	55	-11	36	14	0
BG		13	-1	61	5	25	-3	1
CZ		14	5	72	11	14	-16	0
DK		15	1	63	2	22	-2	0
DE		23	0	61	4	16	-4	0
EE		12	1	72	2	16	-3	0
IE		16	1	44	-21	40	20	0
EL		24	-2	58	0	18	2	0
ES		8	0	38	-1	54	1	0
FR		8	1	40	0	51	-2	1
HR		14	1	58	2	28	-3	0
IT		12	-2	51	2	37	0	0
CY		16	0	44	-1	40	2	0
CY (tcc)		18	3	40	11	42	-11	0
LV		13	4	58	-3	29	-1	0
LT		20	8	55	-16	25	8	0
LU		23	4	59	1	18	-5	0
HU		9	0	69	4	22	-4	0
MT		7	3	58	-11	35	9	0
NL		25	8	55	-2	20	-6	0
AT		13	-4	63	6	24	-2	0
PL		12	-1	61	6	26	-5	1
PT		7	3	48	0	44	-4	1
RO		17	3	49	0	33	-3	1
SI		7	0	59	-3	34	3	0
SK		12	-2	65	3	22	-2	1
FI		12	4	59	-6	28	1	1
SE		19	9	62	-5	19	-4	0

Standard Eurobarometer 96
Public opinion in the European Union
Winter 2021-2022





























D71.2 When you get together with friends or relatives, would you say you discuss frequently, occasionally or never about...?
European political matters (%)

		Frequently		Occasionally		Never		Don't know
		Win.21/22	Diff. Win.21/22 - Sp.2021	Win.21/22	Diff. Win.21/22 - Sp.2021	Win.21/22	Diff. Win.21/22 - Sp.2021	
EU27		14	<i>0</i>	53	<i>1</i>	33	<i>-1</i>	0
EURO AREA		14	<i>0</i>	51	<i>1</i>	35	<i>-1</i>	0
NON-EURO AREA		14	<i>2</i>	61	<i>4</i>	25	<i>-5</i>	0
AL		32	<i>-6</i>	45	<i>2</i>	23	<i>5</i>	0
MK		13	<i>-2</i>	49	<i>-2</i>	36	<i>3</i>	2
ME		13	<i>-5</i>	59	<i>2</i>	28	<i>3</i>	0
RS		9	<i>-2</i>	49	<i>5</i>	40	<i>-5</i>	2
TR		21	<i>11</i>	47	<i>-16</i>	30	<i>4</i>	2
BA		9	<i>-3</i>	51	<i>8</i>	39	<i>-6</i>	1
CH		16	<i>-3</i>	71	<i>3</i>	13	<i>0</i>	0
IS		5	<i>0</i>	50	<i>-4</i>	45	<i>4</i>	0
NO		13	<i>3</i>	68	<i>-2</i>	19	<i>-1</i>	0
UK		11	<i>-1</i>	54	<i>-6</i>	35	<i>7</i>	0
XK		15	<i>4</i>	34	<i>-2</i>	48	<i>-4</i>	3

Standard Eurobarometer 96
Public opinion in the European Union
Winter 2021-2022












D71.3 When you get together with friends or relatives, would you say you discuss frequently, occasionally or never about...?

Local political matters (%)

		Frequently		Occasionally		Never		Don't know
		Win.21/22	Diff. Win.21/22 - Sp.2021	Win.21/22	Diff. Win.21/22 - Sp.2021	Win.21/22	Diff. Win.21/22 - Sp.2021	Win.21/22
EU27		21	-1	55	2	24	-1	0
EURO AREA		22	-1	52	1	26	0	0
NON-EURO AREA		18	-1	64	4	18	-3	0
BE		15	-8	58	-4	27	12	0
BG		28	-1	58	6	13	-4	1
CZ		26	1	65	8	9	-9	0
DK		22	1	59	-1	19	0	0
DE		30	-3	58	4	12	-1	0
EE		32	4	61	-4	7	0	0
IE		24	-5	49	-10	27	15	0
EL		34	1	53	-2	13	1	0
ES		12	-3	42	-2	46	5	0
FR		16	2	47	3	37	-5	0
HR		24	2	60	2	16	-4	0
IT		19	-3	56	4	25	-1	0
CY		24	-1	47	1	29	0	0
CY (tcc)		23	7	41	6	36	-11	0
LV		25	3	59	-6	16	3	0
LT		22	-10	56	-5	22	15	0
LU		21	-2	57	2	22	0	0
HU		17	1	68	3	15	-4	0
MT		25	-2	52	0	23	3	0
NL		30	10	49	-8	21	-2	0
AT		22	1	57	4	20	-6	1
PL		10	-4	69	8	20	-4	1
PT		16	8	50	-2	33	-7	1
RO		19	-1	61	5	20	-3	0
SI		14	-1	65	-2	21	3	0
SK		14	-4	63	1	21	1	2
FI		23	4	62	-8	15	4	0
SE		24	5	58	-10	18	5	0

Standard Eurobarometer 96
Public opinion in the European Union
Winter 2021-2022





























D71.3 When you get together with friends or relatives, would you say you discuss frequently, occasionally or never about...?
Local political matters (%)

		Frequently		Occasionally		Never		Don't know
		Win.21/22	Diff. Win.21/22 - Sp.2021	Win.21/22	Diff. Win.21/22 - Sp.2021	Win.21/22	Diff. Win.21/22 - Sp.2021	
EU27		21	-1	55	2	24	-1	0
EURO AREA		22	-1	52	1	26	0	0
NON-EURO AREA		18	-1	64	4	18	-3	0
AL		35	-7	37	-5	28	13	0
MK		29	2	50	-2	20	-1	1
ME		14	-2	64	-5	22	7	0
RS		21	3	52	2	26	-6	1
TR		28	11	53	-11	19	0	0
BA		23	3	59	9	18	-12	0
CH		33	-2	61	2	6	0	0
IS		18	-3	62	4	20	-1	0
NO		30	-1	63	1	7	0	0
UK		17	1	56	-6	27	5	0
XK		29	7	40	0	29	-8	2

Standard Eurobarometer 96
Public opinion in the European Union
Winter 2021-2022

D72.1 To what extent do you agree or disagree with each of the following statements.











My voice counts in the EU (%)

		Totally agree		Tend to agree		Tend to disagree		Totally disagree		Don't know	Total 'Agree'		Total 'Disagree'	
		Win.21/22	Diff. Win.21/22 - Sp.2021	Win.21/22	Diff. Win.21/22 - Sp.2021	Win.21/22	Diff. Win.21/22 - Sp.2021	Win.21/22	Diff. Win.21/22 - Sp.2021		Win.21/22	Diff. Win.21/22 - Sp.2021	Win.21/22	Diff. Win.21/22 - Sp.2021
EU27		13	1	31	0	29	-2	23	1	4	44	1	52	-1
EURO AREA		14	2	30	0	28	-4	24	2	4	44	2	52	-2
NON-EURO AREA		11	0	36	0	29	0	20	1	4	47	0	49	1
BE		8	1	34	5	36	-8	19	-1	3	42	6	55	-9
BG		11	-2	31	-3	23	6	24	1	11	42	-5	47	7
CZ		5	1	21	-1	46	8	28	-5	0	26	0	74	3
DK		28	4	36	-2	23	-3	12	2	1	64	2	35	-1
DE		24	2	34	2	24	-4	15	1	3	58	4	39	-3
EE		1	-1	21	4	48	-2	30	-1	0	22	3	78	-3
IE		17	13	35	-5	29	-11	13	-3	6	52	8	42	-14
EL		3	-2	24	6	38	-3	33	-1	2	27	4	71	-4
ES		11	5	30	1	30	-4	22	-4	7	41	6	52	-8
FR		11	0	26	-2	26	-3	29	3	8	37	-2	55	0
HR		17	-5	44	-1	23	5	11	0	5	61	-6	34	5
IT		6	-1	26	-1	30	-2	35	4	3	32	-2	65	2
CY		3	-3	25	1	30	4	36	-1	6	28	-2	66	3
CY (tcc)		30	4	19	10	28	22	16	-18	7	49	14	44	4
LV		4	0	16	0	34	-3	42	2	4	20	0	76	-1
LT		3	-1	22	-12	37	-3	30	9	8	25	-13	67	6
LU		9	-1	42	12	27	-8	20	-1	2	51	11	47	-9
HU		9	-1	32	1	35	5	21	-4	3	41	0	56	1
MT		5	2	39	-2	35	2	16	2	5	44	0	51	4
NL		21	6	33	0	29	-4	14	-4	3	54	6	43	-8
AT		23	2	33	-5	22	2	17	-1	5	56	-3	39	1
PL		9	0	42	2	28	-2	16	2	5	51	2	44	0
PT		11	2	36	-4	32	-2	18	4	3	47	-2	50	2
RO		9	-1	34	-2	29	0	25	4	3	43	-3	54	4
SI		12	-3	31	3	34	0	21	1	2	43	0	55	1
SK		15	-4	30	2	22	-7	25	6	8	45	-2	47	-1
FI		9	0	35	6	32	-8	22	0	2	44	6	54	-8
SE		21	8	36	-4	25	-6	15	-1	3	57	4	40	-7

Standard Eurobarometer 96
Public opinion in the European Union
Winter 2021-2022

D72.1 To what extent do you agree or disagree with each of the following statements.





























My voice counts in the EU (%)

		Totally agree		Tend to agree		Tend to disagree		Totally disagree		Don't know	Total 'Agree'		Total 'Disagree'	
		Win.21/22	Diff. Win.21/22 - Sp.2021	Win.21/22	Diff. Win.21/22 - Sp.2021	Win.21/22	Diff. Win.21/22 - Sp.2021	Win.21/22	Diff. Win.21/22 - Sp.2021		Win.21/22	Diff. Win.21/22 - Sp.2021	Win.21/22	Diff. Win.21/22 - Sp.2021
EU27		13	1	31	0	29	-2	23	1	4	44	1	52	-1
EURO AREA		14	2	30	0	28	-4	24	2	4	44	2	52	-2
NON-EURO AREA		11	0	36	0	29	0	20	1	4	47	0	49	1
AL		6	-2	30	0	50	6	14	-4	0	36	-2	64	2
MK		9	-5	19	0	20	-4	44	8	8	28	-5	64	4
ME		21	7	34	2	25	-5	17	-5	3	55	9	42	-10
RS		3	-2	18	5	26	3	45	-8	8	21	3	71	-5
TR		17	-2	39	7	16	-4	19	-2	9	56	5	35	-6
BA		4	-12	19	-4	33	2	34	11	10	23	-16	67	13
CH		1	0	5	-2	27	-2	66	3	1	6	-2	93	1
IS		5	-2	20	-1	38	3	34	-1	3	25	-3	72	2
NO		1	-1	12	-4	30	0	56	5	1	13	-5	86	5
XK		11	-9	22	4	24	5	32	-2	11	33	-5	56	3

Standard Eurobarometer 96
Public opinion in the European Union
Winter 2021-2022

D72.2 To what extent do you agree or disagree with each of the following statements.

My voice counts in (OUR COUNTRY) (%)












		Totally agree		Tend to agree		Tend to disagree		Totally disagree		Don't know	Total 'Agree'		Total 'Disagree'			
		Win.21/22	Diff. Win.21/22 - Sp.2021	Win.21/22	Diff. Win.21/22 - Sp.2021	Win.21/22	Diff. Win.21/22 - Sp.2021	Win.21/22	Diff. Win.21/22 - Sp.2021		Win.21/22	Diff. Win.21/22 - Sp.2021	Win.21/22	Diff. Win.21/22 - Sp.2021	Win.21/22	Diff. Win.21/22 - Sp.2021
EU27		22	1	37	0	22	-2	17	1	2	59	1	39	-1		
EURO AREA		22	2	36	-1	22	-2	18	1	2	58	1	40	-1		
NON-EURO AREA		21	1	39	1	22	-2	16	1	2	60	2	38	-1		
BE		13	3	38	2	31	-5	16	-2	2	51	5	47	-7		
BG		17	3	34	-2	21	0	21	0	7	51	1	42	0		
CZ		11	1	42	4	34	3	13	-6	0	53	5	47	-3		
DK		62	6	29	-6	7	1	2	0	0	91	0	9	1		
DE		39	1	35	-1	16	0	8	0	2	74	0	24	0		
EE		4	0	32	6	45	-4	19	-2	0	36	6	64	-6		
IE		24	14	41	-9	22	-8	10	0	3	65	5	32	-8		
EL		6	-2	28	6	36	-1	29	-3	1	34	4	65	-4		
ES		13	6	37	1	28	-5	19	-3	3	50	7	47	-8		
FR		19	1	39	-1	20	-1	19	2	3	58	0	39	1		
HR		25	-4	49	-1	17	3	6	1	3	74	-5	23	4		
IT		8	-1	33	-2	27	0	31	3	1	41	-3	58	3		
CY		6	-2	23	-3	33	6	35	-1	3	29	-5	68	5		
CY (tcc)*		32	-3	23	10	24	11	15	-13	6	55	7	39	-2		
LV		5	-2	22	1	31	-4	40	4	2	27	-1	71	0		
LT		3	-1	21	-8	39	-2	32	6	5	24	-9	71	4		
LU		18	-4	44	4	19	-2	15	3	4	62	0	34	1		
HU		13	0	37	4	30	2	18	-5	2	50	4	48	-3		
MT		8	-3	40	5	34	4	15	-1	3	48	2	49	3		
NL		38	8	45	1	11	-7	6	-2	0	83	9	17	-9		
AT		34	-5	41	2	14	0	9	2	2	75	-3	23	2		
PL		17	-1	44	3	18	-6	18	4	3	61	2	36	-2		
PT		16	1	41	-5	27	0	14	4	2	57	-4	41	4		
RO		9	-3	33	1	33	0	23	3	2	42	-2	56	3		
SI		19	0	38	5	27	-3	15	-1	1	57	5	42	-4		
SK		23	-3	37	0	17	-5	18	6	5	60	-3	35	1		
FI		33	3	44	-4	15	-2	7	2	1	77	-1	22	0		
SE		58	13	30	-10	7	-3	5	0	0	88	3	12	-3		

*CY (tcc): In our Community

Standard Eurobarometer 96
Public opinion in the European Union
Winter 2021-2022

D72.2 To what extent do you agree or disagree with each of the following statements.





























My voice counts in (OUR COUNTRY) (%)

		Totally agree		Tend to agree		Tend to disagree		Totally disagree		Don't know	Total 'Agree'		Total 'Disagree'	
		Win.21/22	Diff. Win.21/22 - Sp.2021	Win.21/22	Diff. Win.21/22 - Sp.2021	Win.21/22	Diff. Win.21/22 - Sp.2021	Win.21/22	Diff. Win.21/22 - Sp.2021		Win.21/22	Diff. Win.21/22 - Sp.2021	Win.21/22	Diff. Win.21/22 - Sp.2021
EU27		22	1	37	0	22	-2	17	1	2	59	1	39	-1
EURO AREA		22	2	36	-1	22	-2	18	1	2	58	1	40	-1
NON-EURO AREA		21	1	39	1	22	-2	16	1	2	60	2	38	-1
AL		6	-2	44	8	43	-8	7	2	0	50	6	50	-6
MK		23	3	30	1	22	-3	22	-2	3	53	4	44	-5
ME		19	4	52	1	12	-5	15	-1	2	71	5	27	-6
RS		21	-5	37	8	21	3	18	-6	3	58	3	39	-3
TR		16	-7	32	-5	23	4	27	11	2	48	-12	50	15
BA		13	-7	39	5	30	7	15	-5	3	52	-2	45	2
CH		48	3	41	-3	8	0	3	0	0	89	0	11	0
IS		20	-1	47	0	23	-1	8	0	2	67	-1	31	-1
NO		46	2	38	-5	11	2	5	1	0	84	-3	16	3
UK		7	1	32	-1	40	-5	21	5	0	39	0	61	0
XK		23	-2	27	4	21	2	23	-4	6	50	2	44	-2

Standard Eurobarometer 96
Public opinion in the European Union
Winter 2021-2022

D73.1 At the present time, would you say that, in general, things are going in the right direction or in the wrong direction, in...?

(OUR COUNTRY) (%)












		Things are going in the right direction		Things are going in the wrong direction		Neither the one nor the other (SPONTANEOUS)		Don't know
		Win.21/22	Diff. Win.21/22 - Sp.2021	Win.21/22	Diff. Win.21/22 - Sp.2021	Win.21/22	Diff. Win.21/22 - Sp.2021	
EU27		35	-4	55	5	6	0	4
EURO AREA		35	-5	54	6	7	0	4
NON-EURO AREA		35	-3	58	3	3	0	4
BE		35	-16	59	10	4	4	2
BG		23	-1	57	1	7	-1	13
CZ		54	16	46	-12	0	-2	0
DK		70	-3	24	2	4	0	2
DE		45	-1	41	2	10	1	4
EE		46	-8	53	7	1	1	0
IE		71	7	22	-14	4	4	3
EL		21	-2	68	3	8	-1	3
ES		27	-4	63	2	6	1	4
FR		25	-4	65	8	5	-1	5
HR		16	-8	80	9	2	1	2
IT		36	-6	56	8	5	0	3
CY		26	4	56	-6	17	4	1
CY (tcc)*		21	3	75	8	3	1	1
LV		24	-8	67	6	6	4	3
LT		19	-29	63	11	15	15	3
LU		60	-8	31	4	5	2	4
HU		46	-2	45	0	6	3	3
MT		44	-2	44	7	9	-2	3
NL		36	-19	50	9	12	8	2
AT		40	-13	46	14	11	0	3
PL		26	-7	66	8	3	-1	5
PT		45	-7	38	12	10	0	7
RO		26	-8	69	11	1	-2	4
SI		30	-3	57	-2	10	4	3
SK		21	-6	70	3	5	2	4
FI		53	-7	43	3	2	2	2
SE		48	1	44	-9	7	7	1

*CY (tcc): Our Community

Standard Eurobarometer 96
Public opinion in the European Union
Winter 2021-2022

D73.1 At the present time, would you say that, in general, things are going in the right direction or in the wrong direction, in...?





























(OUR COUNTRY) (%)

		Things are going in the right direction		Things are going in the wrong direction		Neither the one nor the other (SPONTANEOUS)		Don't know
		Win.21/22	Diff. Win.21/22 - Sp.2021	Win.21/22	Diff. Win.21/22 - Sp.2021	Win.21/22	Diff. Win.21/22 - Sp.2021	
EU27		35	-4	55	5	6	0	4
EURO AREA		35	-5	54	6	7	0	4
NON-EURO AREA		35	-3	58	3	3	0	4
AL		53	2	44	3	2	-5	1
MK		26	-4	65	2	5	2	4
ME		51	9	42	-8	3	1	4
RS		47	-1	41	2	5	-1	7
TR		35	-8	60	10	3	-1	2
BA		9	-5	86	4	3	1	2
CH		63	1	37	-1	0	0	0
IS		68	-13	30	12	1	1	1
NO		58	-10	41	9	1	1	0
UK		35	-19	65	19	0	0	0
XK		43	-11	44	10	3	0	10

Standard Eurobarometer 96
Public opinion in the European Union
Winter 2021-2022

D73.2 At the present time, would you say that, in general, things are going in the right direction or in the wrong direction, in...?












The European Union (%)

		Things are going in the right direction		Things are going in the wrong direction		Neither the one nor the other (SPONTANEOUS)		Don't know
		Win.21/22	Diff. Win.21/22 - Sp.2021	Win.21/22	Diff. Win.21/22 - Sp.2021	Win.21/22	Diff. Win.21/22 - Sp.2021	
EU27		37	-4	46	3	7	1	10
EURO AREA		35	-3	48	3	7	0	10
NON-EURO AREA		43	-5	42	5	6	1	9
BE		31	-16	61	8	5	5	3
BG		37	-7	32	7	9	0	22
CZ		44	2	56	7	0	-5	0
DK		50	-5	40	6	5	-1	5
DE		36	0	46	0	11	1	7
EE		53	-4	47	5	0	-1	0
IE		62	-8	21	-9	5	5	12
EL		27	0	57	2	10	-1	6
ES		34	-7	46	6	6	0	14
FR		23	-3	57	6	5	-1	15
HR		39	-9	49	10	5	3	7
IT		43	-1	43	3	5	-1	9
CY		32	6	40	-4	16	2	12
CY (tcc)		46	9	42	15	7	1	5
LV		41	-8	41	2	5	3	13
LT		40	-22	31	-6	18	18	11
LU		36	-4	56	6	5	1	3
HU		47	-5	40	2	6	2	7
MT		52	-1	27	9	11	-3	10
NL		30	-11	51	0	11	5	8
AT		33	-8	46	6	14	1	7
PL		43	-5	40	6	8	3	9
PT		54	1	25	7	10	-1	11
RO		45	-7	37	5	6	-1	12
SI		40	-10	44	6	11	4	5
SK		29	-7	55	3	7	3	9
FI		39	-9	54	2	2	2	5
SE		35	-10	51	-4	7	7	7

Standard Eurobarometer 96
Public opinion in the European Union
Winter 2021-2022

D73.2 At the present time, would you say that, in general, things are going in the right direction or in the wrong direction, in...?





























The European Union (%)

		Things are going in the right direction		Things are going in the wrong direction		Neither the one nor the other (SPONTANEOUS)		Don't know
		Win.21/22	Diff. Win.21/22 - Sp.2021	Win.21/22	Diff. Win.21/22 - Sp.2021	Win.21/22	Diff. Win.21/22 - Sp.2021	
EU27		37	-4	46	3	7	1	10
EURO AREA		35	-3	48	3	7	0	10
NON-EURO AREA		43	-5	42	5	6	1	9
AL		74	-4	21	2	4	1	1
MK		58	-1	27	-1	6	0	9
ME		61	9	30	-9	4	2	5
RS		37	-2	39	4	10	-1	14
TR		45	5	37	-5	7	0	11
BA		47	-13	36	6	10	7	7
CH		36	-3	64	3	0	0	0
IS		59	-10	38	9	1	1	2
NO		45	-13	54	12	1	1	0
UK		48	0	52	1	0	0	0
XK		60	-4	17	1	4	1	19

Standard Eurobarometer 96
Public opinion in the European Union
Winter 2021-2022

D73.3 At the present time, would you say that, in general, things are going in the right direction or in the wrong direction, in...?












The USA (%)

		Things are going in the right direction		Things are going in the wrong direction		Neither the one nor the other (SPONTANEOUS)		Don't know
		Win.21/22	Diff. Win.21/22 - Sp.2021	Win.21/22	Diff. Win.21/22 - Sp.2021	Win.21/22	Diff. Win.21/22 - Sp.2021	
EU27		29	-19	47	16	7	1	17
EURO AREA		27	-22	48	17	7	2	18
NON-EURO AREA		37	-10	43	11	7	1	13
BE		29	-39	61	29	3	3	7
BG		24	-5	36	10	8	-2	32
CZ		40	-1	59	14	0	-6	1
DK		40	-32	51	31	5	1	4
DE		28	-30	45	20	11	4	16
EE		53	-12	47	13	0	0	0
IE		36	-31	45	12	6	6	13
EL		25	-7	54	10	7	-4	14
ES		22	-17	53	19	5	0	20
FR		18	-24	47	16	5	1	30
HR		26	-16	55	16	7	3	12
IT		37	-10	43	9	5	-1	15
CY		18	-4	39	2	7	-1	36
CY (tcc)		33	3	47	17	11	4	9
LV		28	-15	43	4	3	0	26
LT		33	-34	27	-6	13	13	27
LU		27	-26	59	23	3	0	11
HU		39	-6	43	7	6	0	12
MT		28	-2	40	20	7	-2	25
NL		21	-43	63	32	8	6	8
AT		31	-15	43	12	13	1	13
PL		39	-4	35	6	10	2	16
PT		38	-8	29	11	5	-2	28
RO		39	-6	38	5	7	-1	16
SI		22	-17	55	13	8	1	15
SK		23	-4	56	7	7	3	14
FI		27	-42	64	33	1	1	8
SE		34	-34	56	24	4	4	6

Standard Eurobarometer 96
Public opinion in the European Union
Winter 2021-2022

D73.3 At the present time, would you say that, in general, things are going in the right direction or in the wrong direction, in...?





























The USA (%)

		Things are going in the right direction		Things are going in the wrong direction		Neither the one nor the other (SPONTANEOUS)		Don't know
		Win.21/22	Diff. Win.21/22 - Sp.2021	Win.21/22	Diff. Win.21/22 - Sp.2021	Win.21/22	Diff. Win.21/22 - Sp.2021	
EU27		29	-19	47	16	7	1	17
EURO AREA		27	-22	48	17	7	2	18
NON-EURO AREA		37	-10	43	11	7	1	13
AL		69	-7	14	2	16	5	1
MK		52	-2	28	2	7	-1	13
ME		48	13	39	-15	5	1	8
RS		25	-1	48	-1	9	0	18
TR		35	6	44	-9	6	-2	15
BA		37	-12	40	4	14	8	9
CH		25	-37	74	36	0	0	1
IS		33	-32	64	31	1	0	2
NO		27	-39	72	38	1	1	0
UK		39	-25	60	25	0	-1	1
XK		66	-6	11	2	4	1	19

Standard Eurobarometer 96
Public opinion in the European Union
Winter 2021-2022

D73.4 At the present time, would you say that, in general, things are going in the right direction or in the wrong direction, in...?












Your life personally (%)

		Things are going in the right direction		Things are going in the wrong direction		Neither the one nor the other (SPONTANEOUS)		Don't know
		Win.21/22	Diff. Win.21/22 - Sp.2021	Win.21/22	Diff. Win.21/22 - Sp.2021	Win.21/22	Diff. Win.21/22 - Sp.2021	
EU27		68	-4	20	2	8	2	4
EURO AREA		70	-4	18	2	8	2	4
NON-EURO AREA		62	-4	27	4	6	1	5
BE		71	-14	22	8	5	4	2
BG		47	-2	26	4	14	-1	13
CZ		86	3	14	0	0	-2	0
DK		84	-3	11	3	5	1	0
DE		80	-5	10	3	7	2	3
EE		83	-4	17	4	0	0	0
IE		86	-4	9	-1	3	3	2
EL		65	1	21	-2	12	2	2
ES		70	-3	20	1	6	1	4
FR		69	-5	18	3	9	3	4
HR		52	-9	34	5	9	6	5
IT		57	-1	29	0	9	0	5
CY		69	1	11	-7	16	4	4
CY (tcc)		50	1	47	12	2	-3	1
LV		76	-6	16	1	6	4	2
LT		67	-15	12	-5	17	17	4
LU		81	-5	13	3	5	3	1
HU		60	-3	30	3	6	1	4
MT		70	-1	14	6	10	-2	6
NL		81	-5	4	-3	13	7	2
AT		63	-5	23	3	12	2	2
PL		57	-7	30	7	6	1	7
PT		66	3	18	7	9	-7	7
RO		46	-4	44	7	5	-3	5
SI		82	-1	11	0	5	1	2
SK		54	-7	31	3	11	4	4
FI		78	-7	12	-2	8	7	2
SE		86	-4	5	-5	8	8	1

Standard Eurobarometer 96
Public opinion in the European Union
Winter 2021-2022





























D73.4 At the present time, would you say that, in general, things are going in the right direction or in the wrong direction, in...?

Your life personally (%)

		Things are going in the right direction		Things are going in the wrong direction		Neither the one nor the other (SPONTANEOUS)		Don't know
		Win.21/22	Diff. Win.21/22 - Sp.2021	Win.21/22	Diff. Win.21/22 - Sp.2021	Win.21/22	Diff. Win.21/22 - Sp.2021	
EU27		68	-4	20	2	8	2	4
EURO AREA		70	-4	18	2	8	2	4
NON-EURO AREA		62	-4	27	4	6	1	5
AL		66	-1	18	0	9	-3	7
MK		66	-2	24	2	5	0	5
ME		50	4	43	-4	2	-1	5
RS		67	5	18	-2	8	-1	7
TR		37	-4	55	7	4	-2	4
BA		60	-5	26	1	7	3	7
CH		92	1	8	-1	0	0	0
IS		89	-3	8	1	2	1	1
NO		85	-2	14	1	1	1	0
UK		79	-10	20	9	1	1	0
XK		78	-3	10	1	2	-1	10












Standard Eurobarometer 96
Public opinion in the European Union
Winter 2021-2022

D78 In general, does the EU conjure up for you a very positive, fairly positive, neutral, fairly negative or very negative image? (%)

		Very positive		Fairly positive		Neutral		Fairly negative		Very negative		Don't know	Total 'Positive'		Total 'Negative'	
		Win.21/22	Diff. Win.21/22 - Sp.2021	Win.21/22	Diff. Win.21/22 - Sp.2021	Win.21/22	Diff. Win.21/22 - Sp.2021	Win.21/22	Diff. Win.21/22 - Sp.2021	Win.21/22	Diff. Win.21/22 - Sp.2021		Win.21/22	Diff. Win.21/22 - Sp.2021	Win.21/22	Diff. Win.21/22 - Sp.2021
EU27		6	-1	38	0	38	0	13	0	4	1	1	44	-1	17	1
EURO AREA		5	-1	37	-1	39	1	14	0	4	1	1	42	-2	18	1
NON-EURO AREA		9	0	39	0	36	-3	11	1	5	2	0	48	0	16	3
BE		3	-3	34	-1	39	5	21	0	3	-1	0	37	-4	24	-1
BG		12	-4	35	-7	30	4	16	7	6	2	1	47	-11	22	9
CZ		8	1	37	6	25	-12	19	2	11	3	0	45	7	30	5
DK		9	-1	41	5	34	-5	12	1	4	1	0	50	4	16	2
DE		7	-1	42	1	38	2	11	-2	2	0	0	49	0	13	-2
EE		7	0	41	-2	35	1	14	2	3	-1	0	48	-2	17	1
IE		21	4	50	-3	23	1	5	-1	1	-1	0	71	1	6	-2
EL		4	-1	28	0	40	3	21	0	7	-2	0	32	-1	28	-2
ES		4	-1	36	-5	46	4	11	1	2	1	1	40	-6	13	2
FR		3	-2	33	-3	37	0	20	4	6	1	1	36	-5	26	5
HR		7	-2	37	2	45	-2	8	1	3	1	0	44	0	11	2
IT		5	0	37	1	41	-2	14	1	3	1	0	42	1	17	2
CY		4	-1	40	4	36	-6	14	1	6	2	0	44	3	20	3
CY (tcc)		22	5	24	3	23	3	7	2	12	-5	12	46	8	19	-3
LV		4	-2	36	-1	43	1	12	0	4	1	1	40	-3	16	1
LT		6	-5	43	-3	43	12	7	-2	1	-2	0	49	-8	8	-4
LU		7	0	37	-2	32	-4	19	5	5	1	0	44	-2	24	6
HU		4	-1	43	0	40	0	11	1	2	0	0	47	-1	13	1
MT		6	2	39	-6	43	1	8	1	2	1	2	45	-4	10	2
NL		5	2	41	5	35	-5	14	-3	5	1	0	46	7	19	-2
AT		7	-1	27	-2	41	4	20	-1	5	1	0	34	-3	25	0
PL		11	0	42	0	37	-2	7	0	3	2	0	53	0	10	2
PT		5	-1	57	1	30	1	7	-1	1	1	0	62	0	8	0
RO		6	-2	35	0	40	-2	13	2	5	2	1	41	-2	18	4
SI		7	0	40	-6	40	4	10	1	3	1	0	47	-6	13	2
SK		3	-3	32	2	38	-2	17	0	9	2	1	35	-1	26	2
FI		5	-1	38	2	39	4	13	-4	4	-2	1	43	1	17	-6
SE		6	2	41	3	34	-1	14	-4	5	0	0	47	5	19	-4





























Standard Eurobarometer 96
Public opinion in the European Union
Winter 2021-2022

D78 In general, does the EU conjure up for you a very positive, fairly positive, neutral, fairly negative or very negative image? (%)

		Very positive		Fairly positive		Neutral		Fairly negative		Very negative		Don't know	Total 'Positive'		Total 'Negative'	
		Win.21/22	Diff. Win.21/22 - Sp.2021	Win.21/22	Diff. Win.21/22 - Sp.2021	Win.21/22	Diff. Win.21/22 - Sp.2021	Win.21/22	Diff. Win.21/22 - Sp.2021	Win.21/22	Diff. Win.21/22 - Sp.2021		Win.21/22	Diff. Win.21/22 - Sp.2021	Win.21/22	Diff. Win.21/22 - Sp.2021
EU27		6	-1	38	0	38	0	13	0	4	1	1	44	-1	17	1
EURO AREA		5	-1	37	-1	39	1	14	0	4	1	1	42	-2	18	1
NON-EURO AREA		9	0	39	0	36	-3	11	1	5	2	0	48	0	16	3
AL		30	21	41	-30	22	4	6	4	1	1	0	71	-9	7	5
MK		19	-4	38	0	31	5	8	0	4	-1	0	57	-4	12	-1
ME		14	5	53	0	15	-4	11	-4	7	3	0	67	5	18	-1
RS		5	-3	32	6	36	-2	21	1	5	-3	1	37	3	26	-2
TR		13	8	47	13	18	-19	10	-2	11	-1	1	60	21	21	-3
BA		13	0	38	0	37	-1	9	1	3	0	0	51	0	12	1
CH		2	0	23	-2	43	3	24	-1	8	0	0	25	-2	32	-1
IS		9	-1	31	-1	35	-1	16	1	8	1	1	40	-2	24	2
NO		3	-1	29	1	41	-2	19	2	8	0	0	32	0	27	2
UK		11	3	22	-4	38	8	20	-6	9	-1	0	33	-1	29	-7
XK		24	-5	32	1	34	4	5	0	2	-1	3	56	-4	7	-1

Standard Eurobarometer 96
Public opinion in the European Union
Winter 2021-2022












SD18a On the whole, are you very satisfied, fairly satisfied, not very satisfied or not at all satisfied with the way democracy works in (OUR COUNTRY)?
 (%)

		Very satisfied		Fairly satisfied		Not very satisfied		Not at all satisfied		Don't know	Total 'Satisfied'		Total 'Not satisfied'	
		Win.21/22	Diff. Win.21/22 - Sp.2021	Win.21/22	Diff. Win.21/22 - Sp.2021	Win.21/22	Diff. Win.21/22 - Sp.2021	Win.21/22	Diff. Win.21/22 - Sp.2021	Win.21/22	Win.21/22	Diff. Win.21/22 - Sp.2021	Win.21/22	Diff. Win.21/22 - Sp.2021
EU27		9	-1	47	-2	30	1	13	2	1	56	-3	43	3
EURO AREA		10	0	48	-2	29	0	12	2	1	58	-2	41	2
NON-EURO AREA		9	0	43	0	30	0	17	1	1	52	0	47	1
BE		5	0	51	3	32	-3	11	-1	1	56	3	43	-4
BG		5	-2	33	3	35	-5	26	5	1	38	1	61	0
CZ		5	0	59	10	26	-7	10	-3	0	64	10	36	-10
DK		45	0	43	-3	9	2	3	1	0	88	-3	12	3
DE		16	0	56	0	20	-1	7	1	1	72	0	27	0
EE		7	1	51	4	32	-3	10	-2	0	58	5	42	-5
IE		24	10	59	1	13	-8	3	-4	1	83	11	16	-12
EL		2	-3	29	-1	44	1	24	2	1	31	-4	68	3
ES		7	-1	46	3	33	-3	12	0	2	53	2	45	-3
FR		5	-2	42	-6	33	4	17	4	3	47	-8	50	8
HR		3	1	30	-6	45	1	22	4	0	33	-5	67	5
IT		7	0	45	-7	35	4	12	3	1	52	-7	47	7
CY		4	-3	39	2	40	2	16	-1	1	43	-1	56	1
CY (tcc)*		12	5	28	9	16	1	33	-15	11	40	14	49	-14
LV		5	-1	36	-4	34	3	23	1	2	41	-5	57	4
LT		3	-4	37	-2	44	7	14	-3	2	40	-6	58	4
LU		21	2	58	-1	13	-3	8	4	0	79	1	21	1
HU		6	-1	48	0	32	4	14	-3	0	54	-1	46	1
MT		9	1	40	-6	33	3	17	3	1	49	-5	50	6
NL		17	4	55	-1	21	-4	7	1	0	72	3	28	-3
AT		14	-2	48	-7	27	6	10	3	1	62	-9	37	9
PL		5	-1	43	1	29	0	22	1	1	48	0	51	1
PT		4	3	61	1	30	-1	5	-1	0	65	4	35	-2
RO		2	-1	36	-5	44	6	17	1	1	38	-6	61	7
SI		4	1	30	-2	41	-1	24	2	1	34	-1	65	1
SK		3	-1	34	0	33	-4	29	5	1	37	-1	62	1
FI		18	2	58	0	18	-2	5	-1	1	76	2	23	-3
SE		32	10	50	-3	11	-7	7	0	0	82	7	18	-7

*CY (tcc): In our Community





























Standard Eurobarometer 96
Public opinion in the European Union
Winter 2021-2022

SD18a On the whole, are you very satisfied, fairly satisfied, not very satisfied or not at all satisfied with the way democracy works in (OUR COUNTRY)?
 (%)

		Very satisfied		Fairly satisfied		Not very satisfied		Not at all satisfied		Don't know	Total 'Satisfied'		Total 'Not satisfied'	
		Win.21/22	Diff. Win.21/22 - Sp.2021	Win.21/22	Diff. Win.21/22 - Sp.2021	Win.21/22	Diff. Win.21/22 - Sp.2021	Win.21/22	Diff. Win.21/22 - Sp.2021		Win.21/22	Diff. Win.21/22 - Sp.2021	Win.21/22	Diff. Win.21/22 - Sp.2021
EU27		9	-1	47	-2	30	1	13	2	1	56	-3	43	3
EURO AREA		10	0	48	-2	29	0	12	2	1	58	-2	41	2
NON-EURO AREA		9	0	43	0	30	0	17	1	1	52	0	47	1
AL		6	2	33	-7	49	1	12	4	0	39	-5	61	5
MK		4	-2	45	1	33	4	18	-3	0	49	-1	51	1
ME		6	1	54	5	29	-8	11	3	0	60	6	40	-5
RS		7	-6	39	0	33	3	20	2	1	46	-6	53	5
TR		10	4	40	-9	28	-1	22	6	0	50	-5	50	5
BA		4	1	25	-1	38	-9	32	8	1	29	0	70	-1
CH		40	6	53	-4	6	-2	1	0	0	93	2	7	-2
IS		15	-7	56	4	22	2	6	1	1	71	-3	28	3
NO		32	1	51	-6	14	5	3	0	0	83	-5	17	5
UK		10	1	45	-7	34	4	11	2	0	55	-6	45	6
XK		15	-7	59	5	19	3	6	-1	1	74	-2	25	2











Standard Eurobarometer 96
Public opinion in the European Union
Winter 2021-2022

SD18b And how about the way democracy works in the EU?
 (%)

		Very satisfied		Fairly satisfied		Not very satisfied		Not at all satisfied		Don't know	Total 'Satisfied'		Total 'Not satisfied'	
		Win.21/22	Diff. Win.21/22 - Sp.2021	Win.21/22	Diff. Win.21/22 - Sp.2021	Win.21/22	Diff. Win.21/22 - Sp.2021	Win.21/22	Diff. Win.21/22 - Sp.2021		Win.21/22	Diff. Win.21/22 - Sp.2021	Win.21/22	Diff. Win.21/22 - Sp.2021
EU27		6	0	49	-1	30	0	10	1	5	55	-1	40	1
EURO AREA		5	0	48	-1	31	-1	10	1	6	53	-1	41	0
NON-EURO AREA		7	-1	54	-1	26	1	9	1	4	61	-2	35	2
BE		4	1	51	3	34	-2	10	-2	1	55	4	44	-4
BG		10	-3	38	-3	24	1	14	3	14	48	-6	38	4
CZ		6	3	56	-2	26	-1	11	0	1	62	1	37	-1
DK		12	-1	61	0	20	2	6	0	1	73	-1	26	2
DE		6	1	47	-1	35	-1	9	1	3	53	0	44	0
EE		6	1	55	2	28	-3	11	0	0	61	3	39	-3
IE		19	11	62	-5	14	-3	3	-5	2	81	6	17	-8
EL		3	-1	32	-2	39	1	22	2	4	35	-3	61	3
ES		7	-1	48	-2	29	0	8	1	8	55	-3	37	1
FR		2	-2	42	-1	30	1	15	2	11	44	-3	45	3
HR		5	1	49	-7	38	6	5	0	3	54	-6	43	6
IT		5	0	51	-3	31	0	9	2	4	56	-3	40	2
CY		3	-3	50	0	31	5	10	2	6	53	-3	41	7
CY (tcc)		23	9	27	7	10	5	20	4	20	50	16	30	9
LV		7	-1	50	-3	26	0	11	2	6	57	-4	37	2
LT		5	-4	52	-5	28	4	4	-6	11	57	-9	32	-2
LU		5	1	55	0	27	-4	12	4	1	60	1	39	0
HU		4	-2	56	-3	29	7	9	1	2	60	-5	38	8
MT		8	6	60	-9	22	3	4	2	6	68	-3	26	5
NL		4	1	51	6	33	-9	9	0	3	55	7	42	-9
AT		11	1	39	-4	32	1	13	1	5	50	-3	45	2
PL		10	0	59	1	20	-3	7	2	4	69	1	27	-1
PT		3	1	71	0	20	1	3	1	3	74	1	23	2
RO		6	0	45	-6	33	4	10	1	6	51	-6	43	5
SI		4	1	47	-6	37	3	10	2	2	51	-5	47	5
SK		4	-1	43	-1	27	-4	19	5	7	47	-2	46	1
FI		3	1	48	1	35	-4	9	-3	5	51	2	44	-7
SE		6	1	55	1	28	-3	7	-2	4	61	2	35	-5





























Standard Eurobarometer 96
Public opinion in the European Union
Winter 2021-2022

SD18b And how about the way democracy works in the EU?
 (%)

		Very satisfied		Fairly satisfied		Not very satisfied		Not at all satisfied		Don't know	Total 'Satisfied'		Total 'Not satisfied'	
		Win.21/22	Diff. Win.21/22 - Sp.2021	Win.21/22	Diff. Win.21/22 - Sp.2021	Win.21/22	Diff. Win.21/22 - Sp.2021	Win.21/22	Diff. Win.21/22 - Sp.2021		Win.21/22	Diff. Win.21/22 - Sp.2021	Win.21/22	Diff. Win.21/22 - Sp.2021
EU27		6	0	49	-1	30	0	10	1	5	55	-1	40	1
EURO AREA		5	0	48	-1	31	-1	10	1	6	53	-1	41	0
NON-EURO AREA		7	-1	54	-1	26	1	9	1	4	61	-2	35	2
AL		5	0	68	-8	21	4	6	4	0	73	-8	27	8
MK		14	-4	57	5	18	-1	7	-2	4	71	1	25	-3
ME		10	2	58	1	21	-8	10	5	1	68	3	31	-3
RS		5	-2	45	3	35	-3	10	2	5	50	1	45	-1
TR		13	8	52	3	22	-8	12	-3	1	65	11	34	-11
BA		10	-1	51	-3	28	1	7	0	4	61	-4	35	1
CH		1	-1	36	-3	48	3	13	1	2	37	-4	61	4
IS		3	-2	57	-1	24	-3	8	2	8	60	-3	32	-1
NO		4	0	54	-5	31	2	9	2	2	58	-5	40	4
XK		27	-6	48	3	17	4	3	-2	5	75	-3	20	2












Standard Eurobarometer 96
Public opinion in the European Union
Winter 2021-2022

SD20 Generally speaking, do you think that the life of those in the EU who are children today will be easier, more difficult or about the same as the life of those from your own generation?
 (%)

		Easier		More difficult		About the same		Don't know
		Win.21/22	Diff. Win.21/22 - Sp.2021	Win.21/22	Diff. Win.21/22 - Sp.2021	Win.21/22	Diff. Win.21/22 - Sp.2021	
EU27		18	0	54	-2	26	1	2
EURO AREA		17	1	58	-2	24	1	1
NON-EURO AREA		24	0	40	-3	34	3	2
BE		9	0	69	-1	22	1	0
BG		27	-4	34	4	32	0	7
CZ		19	5	50	-6	31	1	0
DK		22	0	33	-7	44	7	1
DE		15	4	53	-8	30	4	2
EE		30	4	42	-10	28	6	0
IE		30	4	48	0	21	-5	1
EL		16	3	58	-5	25	2	1
ES		22	3	56	-3	21	0	1
FR		6	-2	72	-1	20	3	2
HR		26	3	32	-6	41	2	1
IT		21	-2	55	-1	23	3	1
CY		21	7	61	-5	17	-1	1
CY (tcc)		48	-10	26	16	18	9	8
LV		35	0	35	-1	29	1	1
LT		43	6	27	-8	27	-1	3
LU		20	7	64	-6	15	-1	1
HU		23	-2	46	-1	30	3	1
MT		24	8	56	-18	18	9	2
NL		13	3	63	2	23	-6	1
AT		10	-3	53	5	36	0	1
PL		32	1	33	-6	33	5	2
PT		42	8	46	9	11	-17	1
RO		16	-4	50	6	33	-1	1
SI		20	0	53	-1	26	1	1
SK		14	1	52	0	33	-1	1
FI		25	0	33	-9	42	9	0
SE		20	5	45	-2	35	-3	0

Standard Eurobarometer 96
Public opinion in the European Union
Winter 2021-2022





























SD20 Generally speaking, do you think that the life of those in the EU who are children today will be easier, more difficult or about the same as the life of those from your own generation?
 (%)

		Easier		More difficult		About the same		Don't know
		Win.21/22	Diff. Win.21/22 - Sp.2021	Win.21/22	Diff. Win.21/22 - Sp.2021	Win.21/22	Diff. Win.21/22 - Sp.2021	
EU27		18	<i>0</i>	54	<i>-2</i>	26	<i>1</i>	2
EURO AREA		17	<i>1</i>	58	<i>-2</i>	24	<i>1</i>	1
NON-EURO AREA		24	<i>0</i>	40	<i>-3</i>	34	<i>3</i>	2
AL		52	<i>13</i>	32	<i>-18</i>	16	<i>5</i>	0
MK		46	<i>-3</i>	29	<i>-3</i>	24	<i>6</i>	1
ME		48	<i>6</i>	23	<i>-7</i>	29	<i>2</i>	0
RS		31	<i>-1</i>	27	<i>-2</i>	37	<i>0</i>	5
TR		59	<i>14</i>	25	<i>2</i>	15	<i>-16</i>	1
BA		42	<i>-5</i>	21	<i>-1</i>	36	<i>6</i>	1
CH		6	<i>0</i>	65	<i>-3</i>	29	<i>3</i>	0
IS		25	<i>-2</i>	35	<i>6</i>	38	<i>-5</i>	2
NO		8	<i>-1</i>	58	<i>7</i>	34	<i>-6</i>	0
UK		16	<i>1</i>	59	<i>-1</i>	24	<i>-1</i>	1
XK		74	<i>1</i>	15	<i>2</i>	10	<i>-3</i>	1

Standard Eurobarometer 96
Public opinion in the European Union
Winter 2021-2022

SD20a.1 For each of the following statements about the EU could you please tell whether you think it is true or false?












The Euro area currently consists of 19 Member States (%)

		True		False		Don't know
		Win.21/22	Diff. Win.21/22 - Sp.2021	Win.21/22	Diff. Win.21/22 - Sp.2021	Win.21/22
EU27		44	0	37	0	19
EURO AREA		41	0	39	0	20
NON-EURO AREA		54	2	31	-1	15
BE		56	-5	35	-3	9
BG		37	-4	29	4	34
CZ		61	12	39	-1	0
DK		55	4	35	4	10
DE		48	5	35	-2	17
EE		60	2	40	-1	0
IE		45	-7	36	-12	19
EL		50	0	33	0	17
ES		31	1	41	1	28
FR		33	-3	37	3	30
HR		35	0	56	-1	9
IT		44	4	46	-2	10
CY		47	-4	8	-4	45
CY (tcc)		19	6	12	6	69
LV		43	-4	33	-7	24
LT		39	-24	30	-7	31
LU		59	7	34	-4	7
HU		52	3	37	-1	11
MT		49	8	33	2	18
NL		40	-13	32	0	28
AT		47	5	43	-3	10
PL		60	5	23	-5	17
PT		38	6	45	6	17
RO		49	-3	35	9	16
SI		48	-5	35	1	17
SK		43	-8	37	4	20
FI		48	-19	34	1	18
SE		53	-6	34	-6	13

Standard Eurobarometer 96
Public opinion in the European Union
Winter 2021-2022





























SD20a.1 For each of the following statements about the EU could you please tell whether you think it is true or false?

The Euro area currently consists of 19 Member States (%)

		True		False		Don't know
		Win.21/22	Diff. Win.21/22 - Sp.2021	Win.21/22	Diff. Win.21/22 - Sp.2021	Win.21/22
EU27		44	0	37	0	19
EURO AREA		41	0	39	0	20
NON-EURO AREA		54	2	31	-1	15
AL		79	-4	15	4	6
MK		35	-6	38	6	27
ME		44	1	47	-3	9
RS		36	1	44	7	20
TR		54	12	20	-8	26
BA		31	-9	45	5	24
CH		52	2	47	-2	1
IS		64	-2	29	1	7
NO		75	-2	23	2	2
UK		56	1	43	-2	1
XK		39	5	13	2	48












Standard Eurobarometer 96
Public opinion in the European Union
Winter 2021-2022

SD20a.2 For each of the following statements about the EU could you please tell whether you think it is true or false?
The members of the European Parliament are directly elected by the citizens of each Member State
 (%)

		True		False		Don't know
		Win.21/22	Diff. Win.21/22 - Sp.2021	Win.21/22	Diff. Win.21/22 - Sp.2021	
EU27		63	-1	24	0	13
EURO AREA		59	-1	27	1	14
NON-EURO AREA		78	1	16	0	6
BE		59	-6	35	0	6
BG		80	-3	8	3	12
CZ		79	7	21	-1	0
DK		82	4	15	0	3
DE		59	7	29	-5	12
EE		76	6	24	-6	0
IE		78	-6	9	-7	13
EL		92	2	5	-1	3
ES		60	-9	21	6	19
FR		45	-4	31	5	24
HR		79	0	15	-2	6
IT		63	2	26	-2	11
CY		91	5	4	-2	5
CY (tcc)		21	3	15	9	64
LV		69	-6	18	0	13
LT		79	-4	9	-8	12
LU		68	4	27	-3	5
HU		65	-1	27	1	8
MT		83	-6	13	8	4
NL		52	0	39	-5	9
AT		59	5	32	-2	9
PL		80	1	13	0	7
PT		62	-9	24	10	14
RO		80	3	14	1	6
SI		75	0	16	-2	9
SK		75	-5	15	3	10
FI		72	-9	19	0	9
SE		71	-4	25	1	4





























Standard Eurobarometer 96
Public opinion in the European Union
Winter 2021-2022

SD20a.2 For each of the following statements about the EU could you please tell whether you think it is true or false?
The members of the European Parliament are directly elected by the citizens of each Member State
 (%)

		True		False		Don't know
		Win.21/22	Diff. Win.21/22 - Sp.2021	Win.21/22	Diff. Win.21/22 - Sp.2021	Win.21/22
EU27		63	-1	24	0	13
EURO AREA		59	-1	27	1	14
NON-EURO AREA		78	1	16	0	6
AL		30	-4	63	4	7
MK		52	-3	20	-3	28
ME		51	11	42	-10	7
RS		45	0	27	0	28
TR		46	7	27	-5	27
BA		44	-9	33	4	23
CH		50	-5	49	5	1
IS		43	-3	51	1	6
NO		51	-3	47	3	2
UK		67	-2	32	2	1
XK		44	11	13	-3	43











Standard Eurobarometer 96
Public opinion in the European Union
Winter 2021-2022

SD20a.3 For each of the following statements about the EU could you please tell whether you think it is true or false?
Switzerland is a Member State of the EU (%)

		True		False		Don't know
		Win.21/22	Diff. Win.21/22 - Sp.2021	Win.21/22	Diff. Win.21/22 - Sp.2021	Win.21/22
EU27		15	-1	76	1	9
EURO AREA		13	-1	78	0	9
NON-EURO AREA		22	0	68	2	10
BE		14	5	83	-7	3
BG		13	-5	62	8	25
CZ		7	-5	92	10	1
DK		17	-1	79	5	4
DE		6	0	90	0	4
EE		16	-3	84	4	0
IE		21	6	63	-22	16
EL		30	8	55	-6	15
ES		21	-2	61	2	18
FR		13	-1	76	0	11
HR		12	-2	83	3	5
IT		15	-2	79	3	6
CY		23	4	52	-3	25
CY (tcc)		16	1	25	14	59
LV		20	-1	64	-7	16
LT		19	-11	61	-9	20
LU		9	-1	90	3	1
HU		14	-1	80	3	6
MT		17	5	74	0	9
NL		9	-2	86	0	5
AT		4	-4	95	5	1
PL		29	4	59	-3	12
PT		13	3	74	-1	13
RO		28	-5	57	9	15
SI		10	0	86	-1	4
SK		12	-3	78	1	10
FI		19	3	73	-11	8
SE		17	0	79	-3	4

Standard Eurobarometer 96
Public opinion in the European Union
Winter 2021-2022

SD20a.3 For each of the following statements about the EU could you please tell whether you think it is true or false?
Switzerland is a Member State of the EU (%)

		True		False		Don't know
		Win.21/22	Diff. Win.21/22 - Sp.2021	Win.21/22	Diff. Win.21/22 - Sp.2021	Win.21/22
EU27		15	-1	76	1	9
EURO AREA		13	-1	78	0	9
NON-EURO AREA		22	0	68	2	10
AL		62	8	31	-7	7
MK		17	1	69	-2	14
ME		14	4	78	-5	8
RS		13	-1	76	2	11
TR		49	9	32	-2	19
BA		21	-6	66	5	13
IS		20	-1	75	0	5
NO		13	-5	86	5	1
UK		21	3	78	-3	1
XK		30	3	33	4	37





























Standard Eurobarometer 96
Public opinion in the European Union
Winter 2021-2022

SD20a.4 For each of the following statements about the EU could you please tell whether you think it is true or false?
Iceland is a Member State of the EU (%)

		True		False		Don't know
		Win.21/22	Diff. Win.21/22 - Sp.2021	Win.21/22	Diff. Win.21/22 - Sp.2021	Win.21/22
CH		33	-4	66	4	1












Standard Eurobarometer 96
Public opinion in the European Union
Winter 2021-2022

SD21.1 In one year's time, do you think that each of the following will be better, worse, or the same as today?
Your living conditions (%)

		Better		Worse		The same		Don't know
		Win.21/22	Diff. Win.21/22 - Sp.2021	Win.21/22	Diff. Win.21/22 - Sp.2021	Win.21/22	Diff. Win.21/22 - Sp.2021	Win.21/22
EU27		26	-3	15	3	56	0	3
EURO AREA		26	-3	14	2	57	0	3
NON-EURO AREA		26	-4	20	5	51	-1	3
BE		22	-1	20	3	57	-3	1
BG		28	-2	21	7	41	-4	10
CZ		22	-4	23	9	55	-5	0
DK		29	-1	7	3	64	-1	0
DE		20	-3	12	4	66	-1	2
EE		31	-3	15	5	54	-2	0
IE		39	8	4	-4	56	-5	1
EL		21	-1	22	3	55	-2	2
ES		27	-5	9	4	61	1	3
FR		28	-2	17	4	49	-4	6
HR		28	-8	21	2	48	4	3
IT		31	-5	17	0	51	6	1
CY		25	6	13	-5	59	-2	3
CY (tcc)		47	20	42	-3	10	-8	1
LV		33	0	17	4	48	-4	2
LT		26	-8	17	-5	55	11	2
LU		29	1	19	5	52	-3	0
HU		27	-2	13	-1	56	2	4
MT		29	6	14	4	54	-3	3
NL		25	2	6	-2	68	-1	1
AT		30	4	13	-1	53	-2	4
PL		21	-2	24	8	52	-5	3
PT		32	4	14	-2	50	-2	4
RO		31	-7	27	3	40	6	2
SI		27	1	17	-5	55	4	1
SK		24	-6	34	12	39	-7	3
FI		26	-1	6	-4	67	4	1
SE		36	1	6	-1	57	-1	1





























Standard Eurobarometer 96
Public opinion in the European Union
Winter 2021-2022

SD21.1 In one year's time, do you think that each of the following will be better, worse, or the same as today?
Your living conditions (%)

		Better		Worse		The same		Don't know
		Win.21/22	Diff. Win.21/22 - Sp.2021	Win.21/22	Diff. Win.21/22 - Sp.2021	Win.21/22	Diff. Win.21/22 - Sp.2021	Win.21/22
EU27		26	-3	15	3	56	0	3
EURO AREA		26	-3	14	2	57	0	3
NON-EURO AREA		26	-4	20	5	51	-1	3
AL		71	-5	9	-3	20	8	0
MK		40	-4	14	0	43	4	3
ME		57	10	14	-6	28	-4	1
RS		45	4	11	-2	40	-3	4
TR		30	-9	42	12	25	-4	3
BA		26	-11	14	1	58	10	2
CH		26	2	9	0	65	-2	0
IS		41	-4	8	2	50	2	1
NO		28	-2	10	4	62	-2	0
UK		26	0	21	11	53	-11	0
XK		67	-2	5	-3	24	5	4

Standard Eurobarometer 96
Public opinion in the European Union
Winter 2021-2022












SD21.2 In one year's time, do you think that each of the following will be better, worse, or the same as today?
The situation of the (NATIONALITY) economy (%)

		Better		Worse		The same		Don't know
		Win.21/22	Diff. Win.21/22 - Sp.2021	Win.21/22	Diff. Win.21/22 - Sp.2021	Win.21/22	Diff. Win.21/22 - Sp.2021	
EU27		30	-5	28	2	38	3	4
EURO AREA		32	-5	26	0	38	5	4
NON-EURO AREA		25	-5	33	6	37	-1	5
BE		23	-9	34	-3	41	10	2
BG		25	-3	30	8	32	-5	13
CZ		27	2	43	2	30	-2	0
DK		36	-9	12	-3	51	13	1
DE		36	-5	20	-1	41	7	3
EE		31	-9	36	10	33	-1	0
IE		51	8	16	-18	31	8	2
EL		25	2	37	-1	37	0	1
ES		30	-9	21	5	45	5	4
FR		24	0	30	-2	36	0	10
HR		22	-9	40	7	36	2	2
IT		37	-6	28	0	33	7	2
CY		25	5	21	-8	51	3	3
CY (tcc)*		45	23	44	-8	10	-6	1
LV		24	-2	36	-1	37	4	3
LT		19	-18	35	-2	43	17	3
LU		30	-4	24	0	45	6	1
HU		26	-6	19	-1	50	7	5
MT		38	0	28	3	29	3	5
NL		29	-13	30	9	39	2	2
AT		40	-8	18	-1	37	8	5
PL		21	-4	36	11	37	-8	6
PT		35	3	24	-6	34	0	7
RO		24	-9	37	7	34	3	5
SI		25	0	33	-7	38	5	4
SK		24	-3	43	7	29	-5	4
FI		31	-7	30	-2	38	8	1
SE		37	-6	24	1	38	4	1

*CY (tcc): The economic situation in the Turkish Cypriot Community





























Standard Eurobarometer 96
Public opinion in the European Union
Winter 2021-2022

SD21.2 In one year's time, do you think that each of the following will be better, worse, or the same as today?
The situation of the (NATIONALITY) economy (%)

		Better		Worse		The same		Don't know
		Win.21/22	Diff. Win.21/22 - Sp.2021	Win.21/22	Diff. Win.21/22 - Sp.2021	Win.21/22	Diff. Win.21/22 - Sp.2021	Win.21/22
EU27		30	-5	28	2	38	3	4
EURO AREA		32	-5	26	0	38	5	4
NON-EURO AREA		25	-5	33	6	37	-1	5
AL		69	-5	11	-1	20	6	0
MK		31	-5	31	2	33	1	5
ME		58	12	15	-6	26	-6	1
RS		42	-1	16	-3	37	2	5
TR		30	-9	55	20	13	-9	2
BA		16	-9	33	8	48	1	3
CH		38	-5	16	-3	46	8	0
IS		47	-19	18	8	34	10	1
NO		38	-15	16	3	46	12	0
UK		26	-15	45	10	29	5	0
XK		59	-6	11	1	25	4	5












Standard Eurobarometer 96
Public opinion in the European Union
Winter 2021-2022

C2 Political interest index
 (%)

		Strong		Medium		Low		Not at all	
		Win.21/22	Diff. Win.21/22 - Sp.2021	Win.21/22	Diff. Win.21/22 - Sp.2021	Win.21/22	Diff. Win.21/22 - Sp.2021	Win.21/22	Diff. Win.21/22 - Sp.2021
EU27		18	1	48	1	17	-1	17	-1
EURO AREA		19	0	44	0	18	-1	19	1
NON-EURO AREA		15	1	58	3	15	-1	12	-3
BE		11	-6	49	-8	24	2	16	12
BG		22	-1	54	6	13	0	11	-5
CZ		23	6	62	8	13	-6	2	-8
DK		20	2	52	-1	20	1	8	-2
DE		28	0	53	3	14	-2	5	-1
EE		25	4	59	-1	15	-1	1	-2
IE		19	-7	39	-15	19	1	23	21
EL		33	0	48	-2	11	2	8	0
ES		11	-1	34	-2	15	0	40	3
FR		12	2	34	1	28	0	26	-3
HR		15	2	57	1	15	1	13	-4
IT		17	-1	46	1	18	1	19	-1
CY		19	1	42	-1	12	1	27	-1
CY (tcc)		18	3	40	10	9	3	33	-16
LV		17	3	51	-4	20	-3	12	4
LT		20	1	53	-9	12	-3	15	11
LU		23	1	51	4	16	-5	10	0
HU		13	-1	64	6	13	-2	10	-3
MT		15	8	48	-15	22	3	15	4
NL		33	10	41	-4	23	-3	3	-3
AT		17	-2	57	6	15	-4	11	0
PL		10	-2	63	7	11	-2	16	-3
PT		12	6	44	-2	14	3	30	-7
RO		13	0	53	4	19	-1	15	-3
SI		10	1	56	-3	18	0	16	2
SK		13	-4	61	5	14	-1	12	0
FI		15	2	53	-5	22	-1	10	4
SE		23	8	50	-8	21	-1	6	1





























Standard Eurobarometer 96
Public opinion in the European Union
Winter 2021-2022

C2 Political interest index
 (%)

		Strong		Medium		Low		Not at all	
		Win.21/22	Diff. Win.21/22 - Sp.2021	Win.21/22	Diff. Win.21/22 - Sp.2021	Win.21/22	Diff. Win.21/22 - Sp.2021	Win.21/22	Diff. Win.21/22 - Sp.2021
EU27		18	<i>1</i>	48	<i>1</i>	17	<i>-1</i>	17	<i>-1</i>
EURO AREA		19	<i>0</i>	44	<i>0</i>	18	<i>-1</i>	19	<i>1</i>
NON-EURO AREA		15	<i>1</i>	58	<i>3</i>	15	<i>-1</i>	12	<i>-3</i>
AL		35	<i>-7</i>	37	<i>2</i>	20	<i>3</i>	8	<i>2</i>
MK		19	<i>-1</i>	41	<i>-2</i>	23	<i>2</i>	17	<i>1</i>
ME		16	<i>-2</i>	57	<i>1</i>	7	<i>-5</i>	20	<i>6</i>
RS		14	<i>0</i>	43	<i>3</i>	23	<i>3</i>	20	<i>-6</i>
TR		25	<i>14</i>	40	<i>-19</i>	20	<i>5</i>	15	<i>0</i>
BA		13	<i>2</i>	46	<i>5</i>	26	<i>4</i>	15	<i>-11</i>
CH		26	<i>-4</i>	61	<i>5</i>	10	<i>-2</i>	3	<i>1</i>
IS		13	<i>-1</i>	43	<i>0</i>	36	<i>3</i>	8	<i>-2</i>
NO		24	<i>3</i>	57	<i>-3</i>	17	<i>1</i>	2	<i>-1</i>
UK		17	<i>0</i>	45	<i>-4</i>	29	<i>2</i>	9	<i>2</i>
XK		18	<i>3</i>	33	<i>-1</i>	22	<i>3</i>	27	<i>-5</i>





























Standard Eurobarometer 96
Public opinion in the European Union
Winter 2021-2022

C4 Media use index
 (%)

		Very high	High	Poor	None
EU27		24	42	28	6
EURO AREA		24	41	29	6
NON-EURO AREA		24	45	26	5
BE		30	46	22	2
BG		14	46	33	7
CZ		29	57	13	1
DK		45	43	11	1
DE		30	40	28	2
EE		40	50	10	0
IE		44	37	18	1
EL		18	44	30	8
ES		15	42	33	10
FR		12	41	38	9
HR		31	44	22	3
IT		25	38	27	10
CY		26	38	30	6
LV		25	47	25	3
LT		24	42	30	4
LU		35	50	14	1
HU		16	44	35	5
MT		26	54	19	1
NL		36	48	15	1
AT		32	40	27	1
PL		18	50	27	5
PT		24	39	26	11
RO		18	30	39	13
SI		24	46	27	3
SK		28	37	30	5
FI		48	40	11	1
SE		50	41	8	1












Standard Eurobarometer 96
Public opinion in the European Union
Winter 2021-2022

C5 Media trust index
(%)

		High trust in the media		Medium trust in the media		Low or no trust in the media	
		Win.21/22	Diff. Win.21/22 - Win.20/21	Win.21/22	Diff. Win.21/22 - Win.20/21	Win.21/22	Diff. Win.21/22 - Win.20/21
EU27		21	0	40	-2	39	2
EURO AREA		20	0	40	-3	40	3
NON-EURO AREA		25	-2	41	3	34	-1
BE		22	0	48	-7	30	7
BG		26	1	34	2	40	-3
CZ		22	-3	45	1	33	2
DK		28	-7	55	3	17	4
DE		21	2	48	-5	31	3
EE		36	-4	44	4	20	0
IE		22	4	42	-19	36	15
EL		18	1	46	-1	36	0
ES		13	1	29	-3	58	2
FR		8	-1	42	-2	50	3
HR		22	-3	27	0	51	3
IT		29	-3	30	0	41	3
CY		23	3	35	3	42	-6
CY (tcc)		29	11	11	-29	60	18
LV		21	-7	39	-6	40	13
LT		21	-12	31	-5	48	17
LU		23	1	43	-12	34	11
HU		27	3	31	-2	42	-1
MT		19	-2	37	1	44	1
NL		21	-4	54	-4	25	8
AT		31	2	46	1	23	-3
PL		31	-2	33	3	36	-1
PT		40	18	35	-18	25	0
RO		18	-2	49	6	33	-4
SI		16	2	30	-21	54	19
SK		26	2	31	-8	43	6
FI		27	-1	55	0	18	1
SE		16	-10	62	3	22	7

Standard Eurobarometer 96
Public opinion in the European Union
Winter 2021-2022

C5 Media trust index
 (%)

		High trust in the media		Medium trust in the media		Low or no trust in the media	
		Win.21/22	Diff. Win.21/22 - Win.20/21	Win.21/22	Diff. Win.21/22 - Win.20/21	Win.21/22	Diff. Win.21/22 - Win.20/21
EU27		21	0	40	-2	39	2
EURO AREA		20	0	40	-3	40	3
NON-EURO AREA		25	-2	41	3	34	-1
AL		45	17	38	-1	17	-16
MK		20	1	34	-2	46	1
ME		31	6	21	-5	48	-1
RS		15	6	35	-7	50	1
TR		22	4	29	-1	49	-3
BA		13	1	35	3	52	-4
CH		18	-4	64	3	18	1
IS		36	-4	49	2	15	2
NO		32	2	48	-5	20	3
UK		9	-4	50	0	41	4
XK		20	-5	35	5	45	0

